



Community Financial Review Committee

YTD Total Expenditures & Encumbrances Report

Prepared by the Red Clay Business Office

Excludes Prior Year Appropriations

Report Ending Date: January 31, 2010

2010 Fiscal Year: July 1, 2009 to June 30, 2010

Percent of Fiscal Year Complete: 58.3%

Committee Members

- Jill Floore, Red Clay Chief Financial Officer
- Kelly Krapf, Red Clay Education Association Representative
- Paul Lloyd, Community Representative
- Larry Miller, Community Representative
- Eric Randolph, Board of Education Representative
- Jane Rattenni, Community Representative
- Kim Williams, Board of Education Representative

CFRC Review: Due to inclement weather the document was not reviewed

FY10 - 07

Page 1

The Business Office is responsible for the accuracy of the content found in the YTD Total Expenditures & Encumbrances Report. The CFRC reviews the document in order to track spending by the object code accounting system.

For more information, visit the CFRC website at <http://www.redclay.k12.de.us/boardcfr/cfrindex.shtml>

Contact us at rccfrc@redclay.k12.de.us

Abstract:

The YTD Total Expenditures and Encumbrances Report tracks district costs by object code and is used by the State of Delaware's accounting system to identify line item expenses and encumbrances. An encumbrance is an accounting procedure that sets aside available funds for commitments related to unperformed contracts for goods and services, to ensure the availability of funds when payment is requested. This report excludes prior year appropriations and most closely parallels the district's monthly financial report by Intermediate Budget Unit (IBU), which primarily focuses on expenditures by programs and departments.

DIVISION - 32 Red Clay Consolidated School District

| Object Code & Title | | State Division Funding | Current Expense Local | Other State | Other Local | Federal | Total |
|---------------------|---------------------------------|---------------------------|--------------------------|-------------|--------------|----------------|-----------------|
| 1101 | Chief School Officer | \$129,774.90 | \$41,305.19 | \$0.00 | \$0.00 | \$0.00 | \$171,080.09 |
| 1105 | Assistant Superintendent | \$145,834.57 | \$110,808.46 | \$0.00 | \$0.00 | \$0.00 | \$256,643.03 |
| 1106 | Directors - Administration | \$132,157.77 | \$98,358.69 | \$0.00 | \$0.00 | \$0.00 | \$230,516.46 |
| 1107 | Directors - Instruction | \$98,668.84 | \$49,724.56 | \$0.00 | \$0.00 | \$9,092.64 | \$157,486.04 |
| 1108 | Admin Assistant - Executive | \$4,436.02 | \$0.00 | \$0.00 | \$0.00 | \$0.00 | \$4,436.02 |
| 1110 | Supervisors- Instruction | \$0.00 | \$1,064.06 | \$0.00 | \$35,984.53 | \$94,869.69 | \$131,918.28 |
| 1111 | Supervisors- Support Services | \$297,552.02 | \$165,890.58 | \$0.00 | \$63,900.34 | \$92,864.92 | \$620,207.86 |
| 1112 | Specialist- Support Services | \$182,919.95 | \$55,597.12 | \$0.00 | \$64,453.94 | \$6,896.39 | \$309,867.40 |
| 1113 | Specialist-Transportation | \$0.00 | \$129,969.31 | \$35,433.69 | \$0.00 | \$0.00 | \$165,403.00 |
| 1114 | Principal | \$991,834.78 | \$470,424.47 | \$68,435.72 | \$0.00 | \$129,436.39 | \$1,660,131.36 |
| 1116 | Assistant Principals | \$791,495.23 | \$450,151.13 | \$0.00 | \$0.00 | \$110,843.85 | \$1,352,490.21 |
| 1118 | Coordinators | \$0.00 | \$189.00 | \$19,509.46 | \$27,381.72 | \$28,123.75 | \$75,203.93 |
| 1119 | Guidance Counselors | \$0.00 | \$0.00 | \$20,792.55 | \$0.00 | \$0.00 | \$20,792.55 |
| 1120 | Teachers | \$25,280,097.17 | \$6,684,920.24 | \$68,052.73 | \$943,444.96 | \$3,039,545.89 | \$36,016,060.99 |
| 1121 | Human Relations | \$286.00 | \$0.00 | \$0.00 | \$0.00 | \$0.00 | \$286.00 |
| 1122 | Visiting Teachers | \$78,025.81 | \$39,803.49 | \$0.00 | \$0.00 | \$0.00 | \$117,829.30 |
| 1124 | Psychologists | \$167,926.89 | \$81,421.23 | \$0.00 | \$0.00 | \$0.00 | \$249,348.12 |
| 1125 | Related Services Teachers | \$0.00 | \$0.00 | \$0.00 | \$0.00 | \$664.86 | \$664.86 |
| 1126 | Speech and Hearing | \$177,488.32 | \$86,993.47 | \$0.00 | \$0.00 | \$0.00 | \$264,481.79 |
| 1128 | Paraprofessionals | \$89,983.46 | \$16,157.70 | \$6,355.30 | \$238,832.32 | \$90,901.02 | \$442,229.80 |
| 1129 | Disruptive Students | \$0.00 | \$9,062.78 | \$0.00 | \$0.00 | \$164,754.77 | \$173,817.55 |
| 1130 | Driver Education | \$216,511.44 | \$106,280.48 | \$0.00 | \$0.00 | \$0.00 | \$322,791.92 |
| 1134 | Nurse/Hygienists | \$603,535.01 | \$266,718.64 | \$0.00 | \$109,531.41 | \$0.00 | \$979,785.06 |
| 1138 | Clerical - Support Services | \$872,557.39 | \$436,394.57 | \$42,394.01 | \$66,298.11 | \$37,263.99 | \$1,454,908.07 |
| 1139 | Clerical - Executive | \$0.00 | \$43,273.23 | \$0.00 | \$0.00 | \$0.00 | \$43,273.23 |
| 1140 | Custodial/Maintenance Employees | \$2,774,029.13 | \$1,087,106.31 | \$8,489.18 | \$193,297.91 | \$349,369.51 | \$4,412,292.04 |

DIVISION - 32 Red Clay Consolidated School District

| Object Code & Title | | State Division Funding | Current Expense Local | Other State | Other Local | Federal | Total |
|---------------------|----------------------------------|---------------------------|--------------------------|--------------|----------------|----------------|-----------------|
| 1141 | Clerical Schools | \$623,524.74 | \$175,940.83 | \$0.00 | \$0.00 | \$46,994.67 | \$846,460.24 |
| 1143 | Cafeteria Substitute | \$91.13 | \$0.00 | \$0.00 | \$45,014.56 | \$0.00 | \$45,105.69 |
| 1144 | Cafeteria Manager | \$273,567.66 | \$0.00 | \$0.00 | \$108,476.47 | \$0.00 | \$382,044.13 |
| 1145 | Cafeteria Workers | \$682,871.50 | \$0.00 | \$0.00 | \$443,712.03 | \$0.00 | \$1,126,583.53 |
| 1146 | Transportation Supervisors | \$36,574.80 | \$57,621.05 | \$45,614.60 | \$0.00 | \$0.00 | \$139,810.45 |
| 1148 | Bus Drivers - Regular Trips | \$0.00 | \$137,431.42 | \$196,787.47 | \$45.03 | \$0.00 | \$334,263.92 |
| 1149 | Bus Aides | \$0.00 | \$37,847.28 | \$80,069.67 | \$45.03 | \$0.00 | \$117,961.98 |
| 1150 | Inservice Education Workshop | \$0.00 | \$921.03 | \$859.50 | \$0.00 | \$343.00 | \$2,123.53 |
| 1152 | Substitute Teachers | \$3,640.89 | \$162,004.36 | \$0.00 | \$0.00 | \$43,421.50 | \$209,066.75 |
| 1153 | Substitute Nurses | \$187.50 | \$26,180.00 | \$0.00 | \$0.00 | \$0.00 | \$26,367.50 |
| 1154 | EPER Athletic Salaries | \$0.00 | \$241,995.60 | \$51.00 | \$10,431.75 | \$0.00 | \$252,478.35 |
| 1156 | EPER Extra Curricular Activities | \$1,219.15 | \$208,704.93 | \$1,645.33 | \$2,733.68 | \$363.00 | \$214,666.09 |
| 1157 | EPER Miscellaneous | \$7,379.79 | \$249,816.28 | \$74,280.05 | \$56,191.93 | \$59,113.09 | \$446,781.14 |
| 1158 | Homebound Instruction | \$0.00 | \$3,650.00 | \$0.00 | \$1,850.00 | \$4,132.00 | \$9,632.00 |
| 1159 | Artist in Residence | \$0.00 | \$1,535.06 | \$730.79 | \$0.00 | \$0.00 | \$2,265.85 |
| 1160 | Summer School | \$44,406.70 | \$18,362.48 | \$100.00 | \$61,650.39 | \$0.00 | \$124,519.57 |
| 1162 | Evening School | \$0.00 | \$753.15 | \$84,882.86 | \$11,938.50 | \$8,949.15 | \$106,523.66 |
| 1164 | Bldg Grounds Supervisor | \$40,364.69 | \$31,241.16 | \$0.00 | \$0.00 | \$0.00 | \$71,605.85 |
| 1168 | Co-Op Work Study | \$0.00 | \$18,398.17 | \$0.00 | \$0.00 | \$0.00 | \$18,398.17 |
| 1170 | Substitute Custodial | \$23,636.43 | \$134,108.95 | \$0.00 | \$0.00 | \$0.00 | \$157,745.38 |
| 1175 | Shift Differential Sal | \$2,245.69 | \$7,568.65 | \$0.00 | \$0.00 | \$0.00 | \$9,814.34 |
| 1180 | Overtime Clerical | (\$319.58) | \$7,918.26 | \$0.00 | \$7,611.56 | \$0.00 | \$15,210.24 |
| 1181 | Overtime Custodial | \$1,697.72 | \$119,549.20 | \$327.94 | \$36,827.77 | \$0.00 | \$158,402.63 |
| 1182 | Overtime Food Service | \$0.00 | \$0.00 | \$0.00 | \$51,489.65 | \$0.00 | \$51,489.65 |
| SALARIES | | \$34,776,203.51 | \$12,073,162.57 | \$754,811.85 | \$2,581,143.59 | \$4,317,944.08 | \$54,503,265.60 |

DIVISION - 32 Red Clay Consolidated School District

| Object Code & Title | | State Division Funding | Current Expense Local | Other State | Other Local | Federal | Total |
|------------------------|------------------------------------|---------------------------|--------------------------|----------------|----------------|--------------|-----------------|
| 2001 | Pensions/Employer's Share | \$5,077,731.83 | \$2,360,119.59 | \$130,806.14 | \$344,863.83 | \$179,082.48 | \$8,092,603.87 |
| 2002 | Health Insurance/Employer's Share | \$7,155,708.32 | \$821,025.65 | \$104,859.01 | \$143,972.74 | \$148,697.68 | \$8,374,263.40 |
| 2004 | Group Life Insurance | \$10,550.43 | \$290,961.13 | \$77.05 | \$5,691.10 | \$1,253.61 | \$308,533.32 |
| 2005 | Workers Compensation | \$664,580.37 | \$319,106.49 | \$20,471.25 | \$50,432.55 | \$28,045.06 | \$1,082,635.72 |
| 2006 | Social Security/Employer's Share | \$2,043,039.82 | \$969,354.15 | \$56,495.93 | \$154,802.00 | \$82,995.17 | \$3,306,687.07 |
| 2009 | Unemployment Insurance Benefits | \$57,086.48 | \$27,058.67 | \$1,816.42 | \$4,333.50 | \$2,319.87 | \$92,614.94 |
| 2010 | Prescription Plan | \$0.00 | \$40.87 | \$0.00 | \$0.00 | \$0.00 | \$40.87 |
| 2011 | Dental Plan | \$105,083.36 | \$2,304,931.39 | \$265.44 | \$85,529.75 | \$14,305.33 | \$2,510,115.27 |
| 2015 | Disability Insurance | \$5,470.18 | \$180,574.46 | \$41.14 | \$3,806.81 | \$773.73 | \$190,666.32 |
| 2016 | Medicare/Employer's Share | \$483,852.59 | \$230,636.45 | \$14,195.13 | \$36,454.97 | \$20,833.59 | \$785,972.73 |
| 2019 | Flex Credit | \$10,398.64 | \$49,877.80 | \$48.03 | \$12,529.64 | \$1,054.22 | \$73,908.33 |
| 2020 | Flex Credits | \$329.23 | \$1,205.61 | \$0.00 | \$383.15 | \$66.95 | \$1,984.94 |
| 2021 | Vision | \$0.00 | \$239,966.12 | \$0.00 | \$0.00 | \$0.00 | \$239,966.12 |
| OTHER EMPLOYMENT COSTS | | \$15,613,831.25 | \$7,794,858.38 | \$329,075.54 | \$842,800.04 | \$479,427.69 | \$25,059,992.90 |
| 3301 | Debt Service/Interest | \$0.00 | \$0.00 | \$2,023,345.81 | \$1,850,338.65 | \$0.00 | \$3,873,684.46 |
| 3302 | Debt Service/Principal | \$0.00 | \$0.00 | \$4,142,084.68 | \$3,251,905.00 | \$0.00 | \$7,393,989.68 |
| 3603 | Tuition Reimbursements | \$130.00 | \$348.90 | \$2,105.00 | \$0.00 | \$0.00 | \$2,583.90 |
| 3604 | Tuition - In- State Public Schools | \$0.00 | \$4,622,712.80 | \$0.00 | \$306,912.81 | \$0.00 | \$4,929,625.61 |
| 3605 | Tuition - Out of State or Private | \$0.00 | \$0.00 | \$183,462.78 | \$163,807.02 | \$0.00 | \$347,269.80 |
| GOVERNMENT SERVICES | | \$130.00 | \$4,623,061.70 | \$6,350,998.27 | \$5,572,963.48 | \$0.00 | \$16,547,153.45 |
| 4000 | In-State Travel | \$1,710.99 | \$6,543.19 | \$623.40 | \$1,651.69 | \$3,326.32 | \$13,855.59 |
| 4100 | Out-of-State Travel | \$0.00 | \$12,103.24 | \$4,899.59 | \$146.80 | \$18,856.13 | \$36,005.76 |
| TRAVEL | | \$1,710.99 | \$18,646.43 | \$5,522.99 | \$1,798.49 | \$22,182.45 | \$49,861.35 |

DIVISION - 32 Red Clay Consolidated School District

| Object Code & Title | | State Division Funding | Current Expense Local | Other State | Other Local | Federal | Total |
|---------------------|--|---------------------------|--------------------------|--------------|--------------|--------------|----------------|
| 5000 | Professional Services | \$72,101.31 | \$1,470,060.81 | \$9,321.20 | \$166,208.47 | \$251,326.37 | \$1,969,018.16 |
| 5008 | Inspection Fees | \$0.00 | \$3,030.85 | \$0.00 | \$0.00 | \$0.00 | \$3,030.85 |
| 5010 | Medical/ Related Services | \$0.00 | \$19,534.00 | \$315,078.65 | \$42,975.00 | \$2,500.00 | \$380,087.65 |
| 5014 | Psychologist | \$0.00 | \$2,700.00 | \$0.00 | \$0.00 | \$0.00 | \$2,700.00 |
| 5015 | Therapists | \$0.00 | \$234,497.19 | \$117,460.00 | \$0.00 | \$118,707.10 | \$470,664.29 |
| 5020 | Legal Services | \$86,300.19 | \$196,052.35 | \$0.00 | \$0.00 | \$0.00 | \$282,352.54 |
| 5029 | Arbitrators | \$0.00 | \$1,991.20 | \$0.00 | \$0.00 | \$0.00 | \$1,991.20 |
| 5043 | Auditors | \$0.00 | \$21,635.00 | \$0.00 | \$0.00 | \$0.00 | \$21,635.00 |
| 5051 | Educational Consultants - Individual | \$5,323.57 | \$8,479.60 | \$0.00 | \$0.00 | \$0.00 | \$13,803.17 |
| 5052 | Educational Consultants - Company | \$0.00 | \$0.00 | \$8,000.00 | \$1,400.00 | \$8,000.00 | \$17,400.00 |
| 5054 | Interpreters | \$0.00 | \$0.00 | \$37,200.00 | \$0.00 | \$224.40 | \$37,424.40 |
| 5061 | Temporary Employment Services | \$0.00 | \$745,585.07 | \$317,625.87 | \$1,110.78 | \$16,892.45 | \$1,081,214.17 |
| 5065 | Travel Reimb - non state emp | \$0.00 | \$0.00 | \$0.00 | \$0.00 | \$2,267.87 | \$2,267.87 |
| 5074 | Outside Computer Services - N-State Agenices | \$2,821.52 | \$0.00 | \$0.00 | \$0.00 | \$0.00 | \$2,821.52 |
| 5075 | Computer Consulting Services | \$1,289.00 | \$0.00 | \$0.00 | \$0.00 | \$0.00 | \$1,289.00 |
| 5077 | Exterminator | \$0.00 | \$6,319.00 | \$420.00 | \$0.00 | \$0.00 | \$6,739.00 |
| 5092 | Athletic Officials | \$36,426.00 | \$53,148.00 | \$0.00 | \$0.00 | \$0.00 | \$89,574.00 |
| 5093 | Contracted Labor | \$1,741.40 | \$109,832.20 | \$4,142.41 | \$6,603.03 | \$0.00 | \$122,319.04 |
| 5101 | Postage | \$6,968.61 | \$83,932.74 | \$3,563.41 | \$2,015.32 | \$1,248.95 | \$97,729.03 |
| 5111 | Telephone Services | \$120,631.25 | \$189,152.75 | \$1,499.80 | \$2,159.16 | \$495.77 | \$313,938.73 |
| 5115 | Beepers/Pagers | \$0.00 | \$250.00 | \$0.00 | \$0.00 | \$0.00 | \$250.00 |
| 5125 | Telecommunication Equipment | \$0.00 | \$993.00 | \$0.00 | \$0.00 | \$0.00 | \$993.00 |
| 5201 | Water and Sewer | \$59,533.42 | \$450,244.34 | \$1,100.00 | \$0.00 | \$0.00 | \$510,877.76 |
| 5203 | Electricity | \$1,818,136.50 | \$1,200,000.00 | \$0.00 | \$0.00 | \$0.00 | \$3,018,136.50 |
| 5211 | Heat by Natural Gas | \$596,524.50 | \$1,003,102.23 | \$0.00 | \$0.00 | \$0.00 | \$1,599,626.73 |
| 5212 | Heat/Cook by Propane Gas | \$0.00 | \$1,846.39 | \$0.00 | \$0.00 | \$0.00 | \$1,846.39 |

DIVISION - 32 Red Clay Consolidated School District

| Object Code & Title | | State Division Funding | Current Expense Local | Other State | Other Local | Federal | Total |
|---------------------|--|---------------------------|--------------------------|----------------|--------------|------------|----------------|
| 5214 | Heat by Oil | \$0.00 | \$6,600.00 | \$0.00 | \$0.00 | \$0.00 | \$6,600.00 |
| 5332 | Athletic | \$25,292.00 | \$80,404.00 | \$0.00 | \$0.00 | \$0.00 | \$105,696.00 |
| 5333 | General Comprehensive Liability | \$0.00 | \$31,850.00 | \$0.00 | \$0.00 | \$0.00 | \$31,850.00 |
| 5334 | Umbrella Liability Insurance | \$2,829.00 | \$64,419.00 | \$0.00 | \$0.00 | \$0.00 | \$67,248.00 |
| 5342 | Excess Liability Coverage | \$0.00 | \$1,150.00 | \$70.00 | \$0.00 | \$0.00 | \$1,220.00 |
| 5401 | Buildings other than Office SP | \$0.00 | \$4,752.50 | \$0.00 | \$0.00 | \$0.00 | \$4,752.50 |
| 5402 | Buildings- Office Space | \$0.00 | \$621,275.00 | \$12,500.00 | \$0.00 | \$0.00 | \$633,775.00 |
| 5406 | Rental | \$445.00 | \$4,932.67 | \$0.00 | \$0.00 | \$0.00 | \$5,377.67 |
| 5411 | PhotoCopier Equipment | \$93,426.85 | \$189,609.98 | \$500.00 | \$1,843.75 | \$0.00 | \$285,380.58 |
| 5413 | Other Office Machines and Equipment Rental | \$1,480.00 | \$2,105.41 | \$661.14 | \$0.00 | \$0.00 | \$4,246.55 |
| 5425 | Regular Pupil Transportation | \$17,566.00 | \$44,267.17 | \$4,726,910.98 | \$45,025.32 | \$0.00 | \$4,833,769.47 |
| 5426 | Out-of-State Pupil Transportation | \$0.00 | \$0.00 | \$0.00 | \$52,100.00 | \$0.00 | \$52,100.00 |
| 5427 | Curriculum Trips | \$0.00 | \$2,196.98 | \$6,654.00 | \$2,484.00 | \$0.00 | \$11,334.98 |
| 5428 | After School Activity Transportation | \$0.00 | \$53,220.00 | \$101,600.00 | \$0.00 | \$0.00 | \$154,820.00 |
| 5429 | Athletic Transportation | \$41,360.00 | \$74,776.00 | \$0.00 | \$0.00 | \$0.00 | \$116,136.00 |
| 5438 | Buildings/Ground Maintenance Equipment | \$0.00 | \$9,680.00 | \$0.00 | \$1,046.38 | \$0.00 | \$10,726.38 |
| 5440 | Computer Rentals and Leases | \$97,101.79 | \$238,338.86 | \$0.00 | \$0.00 | \$0.00 | \$335,440.65 |
| 5456 | Automated Access (User Fee) | \$1,320.00 | \$45,823.81 | \$660.00 | \$0.00 | \$0.00 | \$47,803.81 |
| 5500 | Buildings/Grounds Repair | \$401,472.19 | \$244,113.50 | \$0.00 | \$101,697.76 | \$0.00 | \$747,283.45 |
| 5501 | Buildings - Maintenance Only | \$11,293.66 | \$0.00 | \$0.00 | \$0.00 | \$0.00 | \$11,293.66 |
| 5502 | Grounds - Maint. Only Lawn Care | \$17,158.00 | \$850.84 | \$0.00 | \$0.00 | \$0.00 | \$18,008.84 |
| 5506 | Custodial Services Office/Building/Grounds | \$0.00 | \$2,700.00 | \$2,950.80 | \$0.00 | \$0.00 | \$5,650.80 |
| 5507 | Maintenance Agreements | \$11,541.02 | \$58,474.32 | \$1,650.00 | \$63,399.55 | \$9,576.48 | \$144,641.37 |
| 5510 | Equipment Repair | \$542.00 | \$11,944.34 | \$412.50 | \$0.00 | \$0.00 | \$12,898.84 |
| 5511 | Maintenance Contracts - All Office Equipment | \$0.00 | \$393.75 | \$0.00 | \$0.00 | \$0.00 | \$393.75 |
| 5517 | Repairs by Outside Vendor | \$1,820.95 | \$12,238.31 | \$369.54 | \$9,248.44 | \$0.00 | \$23,677.24 |

DIVISION - 32 Red Clay Consolidated School District

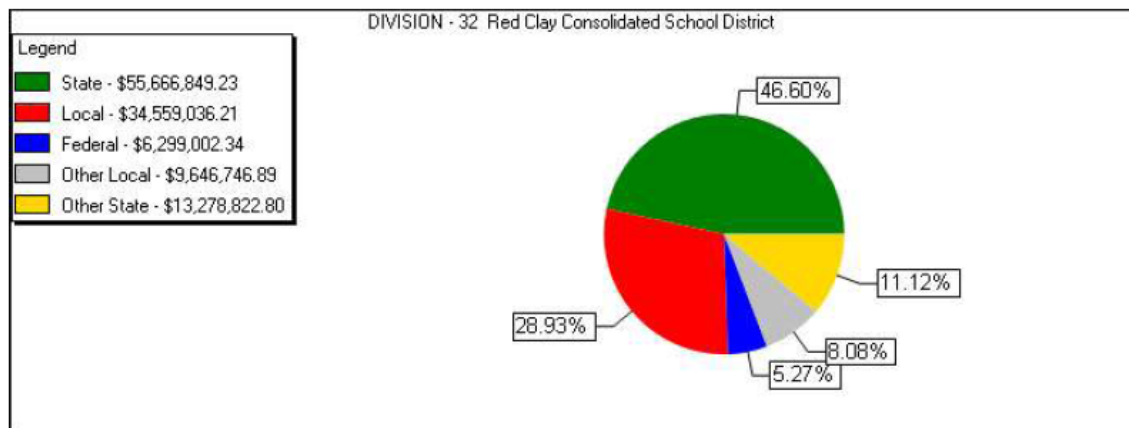
| Object Code & Title | | State Division Funding | Current Expense Local | Other State | Other Local | Federal | Total |
|----------------------|--|---------------------------|--------------------------|----------------|--------------|----------------|-----------------|
| 5519 | Repair and Services - All Other Eq | \$0.00 | \$999.54 | \$0.00 | \$0.00 | \$0.00 | \$999.54 |
| 5521 | Cars | \$0.00 | \$0.00 | \$162.96 | \$0.00 | \$0.00 | \$162.96 |
| 5522 | Station Wagons and Vans | \$0.00 | \$380.89 | \$0.00 | \$0.00 | \$0.00 | \$380.89 |
| 5524 | Trucks & Trailers | \$0.00 | \$700.10 | \$0.00 | \$0.00 | \$0.00 | \$700.10 |
| 5542 | Trash Removal - Container | \$145,137.15 | \$8,991.62 | \$0.00 | \$0.00 | \$0.00 | \$154,128.77 |
| 5544 | Alarm and Signal Systems | \$46,757.12 | \$171,898.69 | \$0.00 | \$0.00 | \$0.00 | \$218,655.81 |
| 5600 | Printing | \$12,419.52 | \$46,060.60 | \$0.00 | \$4,394.93 | \$559.64 | \$63,434.69 |
| 5602 | Licenses and Permits | \$4,900.00 | \$96,776.46 | \$0.00 | \$501.75 | \$2,544.50 | \$104,722.71 |
| 5603 | Public Brochures - Promotional Materials | \$0.00 | \$2,278.76 | \$0.00 | \$0.00 | \$0.00 | \$2,278.76 |
| 5610 | Advertising | \$1,101.60 | \$2,888.79 | \$0.00 | \$10,000.00 | \$0.00 | \$13,990.39 |
| 5631 | Ath Conf Fees & Assoc Dues | \$13,706.00 | \$53,075.44 | \$8,702.29 | \$560.00 | \$25,831.17 | \$101,874.90 |
| 5634 | Examination Cost/Fees | \$0.00 | \$19,789.50 | \$0.00 | \$0.00 | \$0.00 | \$19,789.50 |
| 5643 | Food Service - Other | \$0.00 | \$1,621.95 | \$0.00 | \$0.00 | \$0.00 | \$1,621.95 |
| 5647 | Student Body Activity | \$2,450.00 | \$8,123.55 | \$250.00 | \$3,180.00 | \$2,549.28 | \$16,552.83 |
| 5648 | Indirect Cost | \$0.00 | \$137.00 | \$0.00 | \$0.00 | \$886,379.44 | \$886,516.44 |
| 5659 | Commencement Rental | \$0.00 | \$240.01 | \$0.00 | \$0.00 | \$0.00 | \$240.01 |
| 5660 | Student Travel | \$1,399.50 | \$2,000.00 | \$0.00 | \$0.00 | \$0.00 | \$3,399.50 |
| 5667 | Training | \$1,300.00 | \$7,123.06 | \$7,500.00 | \$0.00 | \$2,262.50 | \$18,185.56 |
| 5671 | Medical Reimbursement | \$0.00 | \$0.00 | \$0.00 | \$110.25 | \$0.00 | \$110.25 |
| 5673 | Administrative Workshop | \$33,620.00 | \$33,620.00 | \$0.00 | \$0.00 | \$0.00 | \$67,240.00 |
| 5714 | Moving Costs/Business | \$436.80 | \$515.12 | \$0.00 | \$1,215.93 | \$0.00 | \$2,167.85 |
| CONTRACTUAL SERVICES | | \$3,795,673.42 | \$8,065,724.24 | \$5,686,965.55 | \$519,279.82 | \$1,331,365.92 | \$19,399,008.95 |
| 6000 | Office Supplies | \$60,582.77 | \$156,470.45 | \$12,224.21 | \$11,036.34 | \$10,914.28 | \$251,228.05 |
| 6004 | Photocopier Supplies | \$1,041.15 | \$4,448.18 | \$0.00 | \$0.00 | \$0.00 | \$5,489.33 |
| 6011 | Promotional Supplies | \$10,604.70 | \$1,679.50 | \$0.00 | \$3,558.00 | \$505.00 | \$16,347.20 |

DIVISION - 32 Red Clay Consolidated School District

| Object Code & Title | | State Division Funding | Current Expense Local | Other State | Other Local | Federal | Total |
|------------------------|--|---------------------------|--------------------------|--------------|--------------|--------------|----------------|
| 6070 | Furniture not capital outlay | \$27,994.94 | \$30,562.39 | \$164.99 | \$1,943.50 | \$0.00 | \$60,665.82 |
| 6088 | Computer not capital outlay | \$42,090.31 | \$37,174.03 | \$8,202.95 | \$0.00 | \$3,603.26 | \$91,070.55 |
| 6111 | Food - Institutional | \$733.21 | \$25,124.07 | \$4,878.52 | \$73,370.87 | \$3,790.96 | \$107,897.63 |
| 6140 | Custodial Supplies | \$82,589.90 | \$66,235.00 | \$775.00 | \$0.00 | \$0.00 | \$149,599.90 |
| 6145 | Computer Supplies | \$233,296.06 | \$102,476.91 | \$9,273.14 | \$2,347.00 | \$66,970.90 | \$414,364.01 |
| 6150 | Instructional Supplies | \$370,951.76 | \$904,784.43 | \$103,692.58 | \$8,087.25 | \$40,614.64 | \$1,428,130.66 |
| 6151 | Subscriptions | \$9,624.78 | \$39,040.01 | \$806.00 | \$1,112.64 | \$757.00 | \$51,340.43 |
| 6153 | Manuals and Test Materials | \$0.00 | \$9,727.13 | \$2,353.03 | \$0.00 | \$797.12 | \$12,877.28 |
| 6156 | Audio/Visual | \$1,348.38 | \$22,747.02 | \$1,534.60 | \$0.00 | \$0.00 | \$25,630.00 |
| 6157 | Textbooks | \$244,221.69 | \$94,987.69 | \$0.00 | \$0.00 | \$5.08 | \$339,214.46 |
| 6158 | Technical/Reference Books | \$2,198.40 | \$503.43 | \$0.00 | \$0.00 | \$20,123.96 | \$22,825.79 |
| 6160 | Library Books - Consumable | \$328.00 | \$10,607.76 | \$0.00 | \$0.00 | \$0.00 | \$10,935.76 |
| 6162 | Safety Aids - goggles | \$0.00 | \$130.28 | \$0.00 | \$0.00 | \$0.00 | \$130.28 |
| 6163 | Medical Supplies/Medicines/Health Aids | \$7,753.88 | \$31,953.57 | \$0.00 | \$449.22 | \$0.00 | \$40,156.67 |
| 6171 | Gasoline | \$0.00 | \$99,864.18 | \$0.00 | \$0.00 | \$0.00 | \$99,864.18 |
| 6174 | Gas | \$5,916.06 | \$22,793.03 | \$0.00 | \$0.00 | \$0.00 | \$28,709.09 |
| 6175 | Diesel Fuel | \$46.23 | \$0.00 | \$0.00 | \$0.00 | \$0.00 | \$46.23 |
| 6210 | Vehicle Materials | \$2,159.80 | \$96,608.65 | \$7,167.83 | \$0.00 | \$0.00 | \$105,936.28 |
| 6220 | Maintenance and Building Materials | \$206,826.04 | \$85,046.09 | \$375.75 | \$9,116.48 | \$0.00 | \$301,364.36 |
| 6230 | Highway/Grounds Materials | \$0.00 | \$5,520.00 | \$0.00 | \$0.00 | \$0.00 | \$5,520.00 |
| 6250 | Athletic Supplies | \$99,843.55 | \$95,331.45 | \$0.00 | \$16,828.17 | \$0.00 | \$212,003.17 |
| 6251 | Commencement Supplies | \$0.00 | \$178.24 | \$0.00 | \$0.00 | \$0.00 | \$178.24 |
| SUPPLIES AND MATERIALS | | \$1,410,151.61 | \$1,943,993.49 | \$151,448.60 | \$127,849.47 | \$148,082.20 | \$3,781,525.37 |
| 7002 | Instructional Equipment | \$0.00 | \$0.00 | \$0.00 | \$912.00 | \$0.00 | \$912.00 |
| 7004 | Athletic Equipment | \$0.00 | \$1,650.18 | \$0.00 | \$0.00 | \$0.00 | \$1,650.18 |

DIVISION - 32 Red Clay Consolidated School District

| Object Code & Title | State Division Funding | Current Expense Local | Other State | Other Local | Federal | Total |
|--------------------------------------|---------------------------|--------------------------|------------------------|-----------------------|-----------------------|-------------------------|
| 7006 Library Books - Non Consumable | \$1,271.81 | \$32.12 | \$0.00 | \$0.00 | \$0.00 | \$1,303.93 |
| 7010 General Equipment | \$0.00 | \$8,427.36 | \$0.00 | \$0.00 | \$0.00 | \$8,427.36 |
| 7040 Audio Visual Equipment | \$1,602.68 | \$337.50 | \$0.00 | \$0.00 | \$0.00 | \$1,940.18 |
| 7110 Vehicles | \$65,705.00 | \$0.00 | \$0.00 | \$0.00 | \$0.00 | \$65,705.00 |
| 7200 Custodial/Maintenance Equipment | \$0.00 | \$43.89 | \$0.00 | \$0.00 | \$0.00 | \$43.89 |
| CAPITAL OUTLAY - EQUIPMENT | \$68,579.49 | \$10,491.05 | \$0.00 | \$912.00 | \$0.00 | \$79,982.54 |
| 8000 Land | \$49.25 | \$95.97 | \$0.00 | \$0.00 | \$0.00 | \$145.22 |
| 8301 Building Alterations | \$0.00 | \$29,002.38 | \$0.00 | \$0.00 | \$0.00 | \$29,002.38 |
| 8800 Computers | \$519.71 | \$0.00 | \$0.00 | \$0.00 | \$0.00 | \$519.71 |
| CAPITAL OUTLAY - PROPERTY | \$568.96 | \$29,098.35 | \$0.00 | \$0.00 | \$0.00 | \$29,667.31 |
| GRAND TOTALS | \$55,666,849.23 | \$34,559,036.21 | \$13,278,822.80 | \$9,646,746.89 | \$6,299,002.34 | \$119,450,457.47 |



DIVISION - 54 Meadowood School

| Object Code & Title | | State Division Funding | Current Expense Local | Other State | Other Local | Federal | Total |
|---------------------|-----------------------------------|---------------------------|--------------------------|--------------|-------------|--------------|----------------|
| 1114 | Principal | \$36,427.87 | \$28,098.76 | \$0.00 | \$0.00 | \$0.00 | \$64,526.63 |
| 1120 | Teachers | \$403,586.27 | \$634,947.12 | \$0.00 | \$8,949.22 | \$105,153.00 | \$1,152,635.61 |
| 1128 | Paraprofessionals | \$474,420.88 | \$552,853.97 | \$0.00 | \$0.00 | \$0.00 | \$1,027,274.85 |
| 1134 | Nurse/Hygienists | \$15,543.31 | \$1,349.78 | \$0.00 | \$10,764.94 | \$0.00 | \$27,658.03 |
| 1139 | Clerical - Executive | \$0.00 | \$843.13 | \$0.00 | \$0.00 | \$0.00 | \$843.13 |
| 1140 | Custodial/Maintenance Employees | \$61,856.93 | \$32,650.69 | \$0.00 | \$0.00 | \$0.00 | \$94,507.62 |
| 1141 | Clerical Schools | \$19,135.26 | \$9,464.22 | \$0.00 | \$0.00 | \$0.00 | \$28,599.48 |
| 1148 | Bus Drivers - Regular Trips | \$0.00 | \$649.65 | \$201,195.17 | \$0.00 | \$0.00 | \$201,844.82 |
| 1149 | Bus Aides | \$0.00 | \$1,499.23 | \$131,680.84 | \$0.00 | \$0.00 | \$133,180.07 |
| 1150 | Inservice Education Workshop | \$0.00 | \$6,005.28 | \$0.00 | \$0.00 | \$0.00 | \$6,005.28 |
| 1153 | Substitute Nurses | \$195.00 | \$1,860.00 | \$0.00 | \$0.00 | \$0.00 | \$2,055.00 |
| 1157 | EPER Miscellaneous | \$100.00 | \$873.18 | \$0.00 | \$0.00 | \$0.00 | \$973.18 |
| 1158 | Homebound Instruction | \$0.00 | \$590.00 | \$0.00 | \$0.00 | \$0.00 | \$590.00 |
| 1160 | Summer School | \$106,460.48 | \$129,398.81 | \$0.00 | \$0.00 | \$0.00 | \$235,859.29 |
| 1175 | Shift Differential Sal | \$0.00 | \$239.84 | \$0.00 | \$0.00 | \$0.00 | \$239.84 |
| 1181 | Overtime Custodial | \$0.00 | (\$614.21) | \$0.00 | \$0.00 | \$0.00 | (\$614.21) |
| SALARIES | | \$1,117,726.00 | \$1,400,709.45 | \$332,876.01 | \$19,714.16 | \$105,153.00 | \$2,976,178.62 |
| 2001 | Pensions/Employer's Share | \$150,979.34 | \$236,782.43 | \$50,953.15 | \$3,016.86 | \$0.00 | \$441,731.78 |
| 2002 | Health Insurance/Employer's Share | \$318,110.65 | \$216,670.95 | \$98,743.70 | \$841.73 | \$0.00 | \$634,367.03 |
| 2004 | Group Life Insurance | \$0.00 | \$14,694.51 | \$0.00 | \$0.00 | \$0.00 | \$14,694.51 |
| 2005 | Workers Compensation | \$19,750.13 | \$32,340.29 | \$6,595.68 | \$391.31 | \$0.00 | \$59,077.41 |
| 2006 | Social Security/Employer's Share | \$61,144.47 | \$100,359.24 | \$20,430.79 | \$1,208.59 | \$0.00 | \$183,143.09 |
| 2009 | Unemployment Insurance Benefits | \$1,690.77 | \$2,767.73 | \$565.87 | \$33.57 | \$0.00 | \$5,057.94 |
| 2011 | Dental Plan | \$0.00 | \$201,132.89 | \$0.00 | \$0.00 | \$0.00 | \$201,132.89 |
| 2015 | Disability Insurance | \$0.00 | \$8,643.13 | \$0.00 | \$0.00 | \$0.00 | \$8,643.13 |

DIVISION - 54 Meadowood School

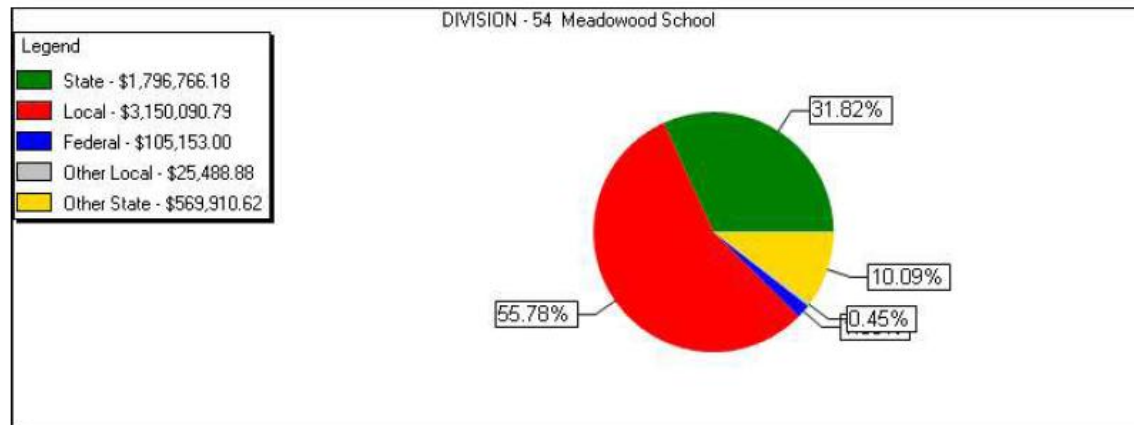
| Object Code & Title | | State Division Funding | Current Expense Local | Other State | Other Local | Federal | Total |
|------------------------|--|---------------------------|--------------------------|--------------|-------------|---------|----------------|
| 2016 | Medicare/Employer's Share | \$14,299.67 | \$23,471.25 | \$4,778.16 | \$282.66 | \$0.00 | \$42,831.74 |
| 2019 | Flex Credit | \$0.00 | \$5,147.80 | \$0.00 | \$0.00 | \$0.00 | \$5,147.80 |
| 2020 | Flex Credits | \$0.00 | \$346.60 | \$0.00 | \$0.00 | \$0.00 | \$346.60 |
| 2021 | Vision | \$0.00 | \$19,000.00 | \$0.00 | \$0.00 | \$0.00 | \$19,000.00 |
| OTHER EMPLOYMENT COSTS | | \$565,975.03 | \$861,356.82 | \$182,067.35 | \$5,774.72 | \$0.00 | \$1,615,173.92 |
| 4000 | In-State Travel | \$0.00 | \$1,412.56 | \$0.00 | \$0.00 | \$0.00 | \$1,412.56 |
| TRAVEL | | \$0.00 | \$1,412.56 | \$0.00 | \$0.00 | \$0.00 | \$1,412.56 |
| 5000 | Professional Services | \$112.00 | \$36,602.05 | \$1,661.25 | \$0.00 | \$0.00 | \$38,375.30 |
| 5010 | Medical/ Related Services | \$8,093.00 | \$693,140.29 | \$250.00 | \$0.00 | \$0.00 | \$701,483.29 |
| 5061 | Temporary Employment Services | \$0.00 | \$3,000.00 | \$0.00 | \$0.00 | \$0.00 | \$3,000.00 |
| 5101 | Postage | \$273.37 | \$7.95 | \$0.00 | \$0.00 | \$0.00 | \$281.32 |
| 5111 | Telephone Services | \$1,440.00 | \$1,007.25 | \$977.48 | \$0.00 | \$0.00 | \$3,424.73 |
| 5201 | Water and Sewer | \$5,500.00 | \$8,712.20 | \$500.00 | \$0.00 | \$0.00 | \$14,712.20 |
| 5203 | Electricity | \$48,585.00 | \$3,035.58 | \$0.00 | \$0.00 | \$0.00 | \$51,620.58 |
| 5211 | Heat by Natural Gas | \$16,269.00 | \$314.34 | \$0.00 | \$0.00 | \$0.00 | \$16,583.34 |
| 5214 | Heat by Oil | \$0.00 | \$3,000.00 | \$0.00 | \$0.00 | \$0.00 | \$3,000.00 |
| 5402 | Buildings- Office Space | \$0.00 | \$0.00 | \$22,625.00 | \$0.00 | \$0.00 | \$22,625.00 |
| 5411 | PhotoCopier Equipment | \$0.00 | \$562.50 | \$0.00 | \$0.00 | \$0.00 | \$562.50 |
| 5425 | Regular Pupil Transportation | \$0.00 | \$23,827.62 | \$4,550.00 | \$0.00 | \$0.00 | \$28,377.62 |
| 5427 | Curriculum Trips | \$0.00 | \$3,241.00 | \$0.00 | \$0.00 | \$0.00 | \$3,241.00 |
| 5456 | Automated Access (User Fee) | \$0.00 | \$0.00 | \$300.00 | \$0.00 | \$0.00 | \$300.00 |
| 5470 | Oxygen Tanks | \$0.00 | \$135.90 | \$0.00 | \$0.00 | \$0.00 | \$135.90 |
| 5506 | Custodial Services Office/Building/Grounds | \$0.00 | \$0.00 | \$1,599.70 | \$0.00 | \$0.00 | \$1,599.70 |
| 5507 | Maintenance Agreements | \$0.00 | \$0.00 | \$1,106.55 | \$0.00 | \$0.00 | \$1,106.55 |

DIVISION - 54 Meadowood School

| Object Code & Title | | State Division Funding | Current Expense Local | Other State | Other Local | Federal | Total |
|---------------------------|--|---------------------------|--------------------------|-------------|-------------|---------|--------------|
| 5510 | Equipment Repair | \$0.00 | \$0.00 | \$187.50 | \$0.00 | \$0.00 | \$187.50 |
| 5511 | Maintenance Contracts - All Office Equipment | \$0.00 | \$1,700.00 | \$0.00 | \$0.00 | \$0.00 | \$1,700.00 |
| 5517 | Repairs by Outside Vendor | \$220.00 | \$2,500.00 | \$0.00 | \$0.00 | \$0.00 | \$2,720.00 |
| 5522 | Station Wagons and Vans | \$0.00 | \$1,130.22 | \$0.00 | \$0.00 | \$0.00 | \$1,130.22 |
| 5542 | Trash Removal - Container | \$0.00 | \$3,000.00 | \$0.00 | \$0.00 | \$0.00 | \$3,000.00 |
| 5544 | Alarm and Signal Systems | \$0.00 | \$7,668.12 | \$0.00 | \$0.00 | \$0.00 | \$7,668.12 |
| 5600 | Printing | \$0.00 | \$19.20 | \$0.00 | \$0.00 | \$0.00 | \$19.20 |
| 5610 | Advertising | \$0.00 | \$26.91 | \$0.00 | \$0.00 | \$0.00 | \$26.91 |
| CONTRACTUAL SERVICES | | \$80,492.37 | \$792,631.13 | \$33,757.48 | \$0.00 | \$0.00 | \$906,880.98 |
| 6000 | Office Supplies | \$4,053.51 | \$2,885.31 | \$3,518.34 | \$0.00 | \$0.00 | \$10,457.16 |
| 6070 | Furniture not capital outlay | \$0.00 | \$0.00 | \$74.93 | \$0.00 | \$0.00 | \$74.93 |
| 6088 | Computer not capital outlay | \$4,456.34 | \$0.00 | \$0.00 | \$0.00 | \$0.00 | \$4,456.34 |
| 6140 | Custodial Supplies | \$0.00 | \$800.00 | \$675.00 | \$0.00 | \$0.00 | \$1,475.00 |
| 6145 | Computer Supplies | \$0.00 | \$81.00 | \$0.00 | \$0.00 | \$0.00 | \$81.00 |
| 6150 | Instructional Supplies | \$13,010.77 | \$12,252.96 | \$95.00 | \$0.00 | \$0.00 | \$25,358.73 |
| 6151 | Subscriptions | \$0.00 | \$0.00 | \$50.00 | \$0.00 | \$0.00 | \$50.00 |
| 6163 | Medical Supplies/Medicines/Health Aids | \$5,123.52 | \$5,097.29 | \$0.00 | \$0.00 | \$0.00 | \$10,220.81 |
| 6171 | Gasoline | \$107.34 | \$57,649.15 | \$0.00 | \$0.00 | \$0.00 | \$57,756.49 |
| 6174 | Gas | \$0.00 | \$258.37 | \$0.00 | \$0.00 | \$0.00 | \$258.37 |
| 6210 | Vehicle Materials | \$0.00 | \$13,093.19 | \$16,637.76 | \$0.00 | \$0.00 | \$29,730.95 |
| 6220 | Maintenance and Building Materials | \$0.00 | \$148.77 | \$158.75 | \$0.00 | \$0.00 | \$307.52 |
| SUPPLIES AND MATERIALS | | \$26,751.48 | \$92,266.04 | \$21,209.78 | \$0.00 | \$0.00 | \$140,227.30 |
| 8800 | Computers | \$5,821.30 | \$1,714.79 | \$0.00 | \$0.00 | \$0.00 | \$7,536.09 |
| CAPITAL OUTLAY - PROPERTY | | \$5,821.30 | \$1,714.79 | \$0.00 | \$0.00 | \$0.00 | \$7,536.09 |

DIVISION - 54 Meadowood School

| Object Code & Title | State Division Funding | Current Expense Local | Other State | Other Local | Federal | Total |
|---------------------|---------------------------|--------------------------|--------------|-------------|--------------|----------------|
| GRAND TOTALS | \$1,796,766.18 | \$3,150,090.79 | \$569,910.62 | \$25,488.88 | \$105,153.00 | \$5,647,409.47 |



DIVISION - 58 Intensive Learning Center-Red Clay

| Object Code & Title | | State Division Funding | Current Expense Local | Other State | Other Local | Federal | Total |
|---------------------|-----------------------------------|---------------------------|--------------------------|--------------|-------------|--------------|----------------|
| 1114 | Principal | \$78,803.16 | \$54,286.00 | \$0.00 | \$0.00 | \$0.00 | \$133,089.16 |
| 1120 | Teachers | \$964,627.81 | \$854,869.39 | \$0.00 | \$6,718.74 | \$178,086.00 | \$2,004,301.94 |
| 1126 | Speech and Hearing | \$0.00 | \$300.00 | \$0.00 | \$0.00 | \$0.00 | \$300.00 |
| 1128 | Paraprofessionals | \$675,582.61 | \$231,883.37 | \$0.00 | \$0.00 | \$0.00 | \$907,465.98 |
| 1134 | Nurse/Hygienists | \$2,587.91 | \$807.80 | \$0.00 | \$966.51 | \$0.00 | \$4,362.22 |
| 1138 | Clerical - Support Services | \$1,500.00 | \$0.00 | \$0.00 | \$0.00 | \$0.00 | \$1,500.00 |
| 1139 | Clerical - Executive | \$0.00 | \$1,679.33 | \$0.00 | \$0.00 | \$0.00 | \$1,679.33 |
| 1140 | Custodial/Maintenance Employees | \$73,809.89 | \$60,206.24 | \$0.00 | \$0.00 | \$0.00 | \$134,016.13 |
| 1141 | Clerical Schools | \$63,864.08 | \$24,471.59 | \$0.00 | \$0.00 | \$0.00 | \$88,335.67 |
| 1148 | Bus Drivers - Regular Trips | \$0.00 | \$169.02 | \$108,647.23 | \$0.00 | \$0.00 | \$108,816.25 |
| 1149 | Bus Aides | \$0.00 | \$5,238.25 | \$109,502.51 | \$0.00 | \$0.00 | \$114,740.76 |
| 1150 | Inservice Education Workshop | \$0.00 | \$100.00 | \$0.00 | \$0.00 | \$0.00 | \$100.00 |
| 1152 | Substitute Teachers | \$0.00 | \$2,754.08 | \$0.00 | \$0.00 | \$0.00 | \$2,754.08 |
| 1153 | Substitute Nurses | \$0.00 | \$93.75 | \$0.00 | \$0.00 | \$0.00 | \$93.75 |
| 1156 | EPER Extra Curricular Activities | \$0.00 | \$8,000.52 | \$0.00 | \$0.00 | \$0.00 | \$8,000.52 |
| 1157 | EPER Miscellaneous | (\$59.76) | \$12,150.87 | \$0.00 | \$0.00 | \$0.00 | \$12,091.11 |
| 1158 | Homebound Instruction | \$0.00 | \$2,610.00 | \$0.00 | \$0.00 | \$0.00 | \$2,610.00 |
| 1160 | Summer School | \$888.32 | \$0.00 | \$0.00 | \$0.00 | \$0.00 | \$888.32 |
| 1175 | Shift Differential Sal | \$0.00 | \$63.00 | \$0.00 | \$0.00 | \$0.00 | \$63.00 |
| 1180 | Overtime Clerical | \$0.00 | \$1,242.53 | \$0.00 | \$0.00 | \$0.00 | \$1,242.53 |
| 1181 | Overtime Custodial | (\$379.38) | \$1,437.54 | \$0.00 | \$0.00 | \$0.00 | \$1,058.16 |
| SALARIES | | \$1,861,224.64 | \$1,262,363.28 | \$218,149.74 | \$7,685.25 | \$178,086.00 | \$3,527,508.91 |
| 2001 | Pensions/Employer's Share | \$284,381.79 | \$211,141.12 | \$34,139.72 | \$1,173.51 | \$0.00 | \$530,836.14 |
| 2002 | Health Insurance/Employer's Share | \$478,903.76 | \$198,275.75 | \$48,295.74 | \$0.00 | \$0.00 | \$725,475.25 |
| 2004 | Group Life Insurance | \$0.00 | \$20,146.32 | \$0.00 | \$0.00 | \$0.00 | \$20,146.32 |

DIVISION - 58 Intensive Learning Center-Red Clay

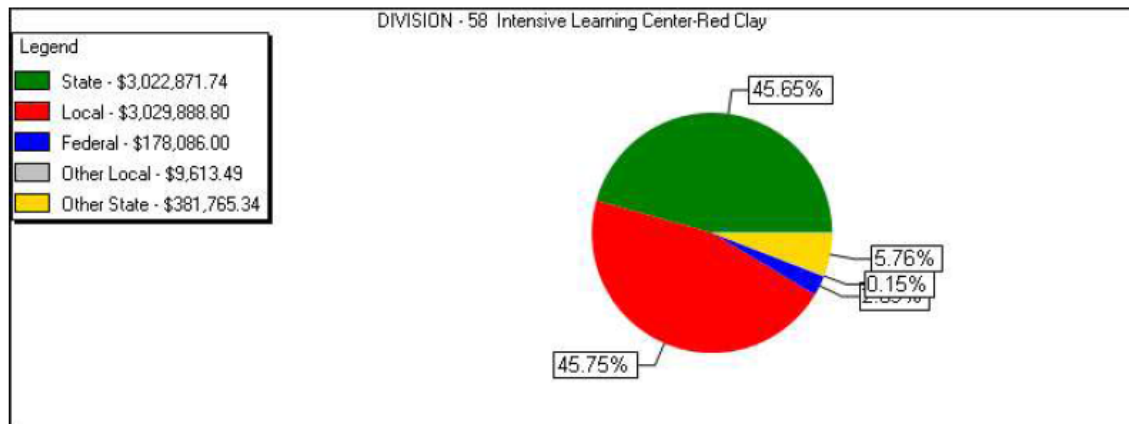
| Object Code & Title | | State Division Funding | Current Expense Local | Other State | Other Local | Federal | Total |
|------------------------|----------------------------------|---------------------------|--------------------------|--------------|-------------|---------|----------------|
| 2005 | Workers Compensation | \$32,846.60 | \$32,577.90 | \$4,420.98 | \$153.73 | \$0.00 | \$69,999.21 |
| 2006 | Social Security/Employer's Share | \$114,976.92 | \$87,521.21 | \$13,700.69 | \$476.49 | \$0.00 | \$216,675.31 |
| 2009 | Unemployment Insurance Benefits | \$2,814.21 | \$2,789.14 | \$379.94 | \$13.05 | \$0.00 | \$5,996.34 |
| 2010 | Prescription Plan | \$0.00 | \$26.76 | \$0.00 | \$0.00 | \$0.00 | \$26.76 |
| 2011 | Dental Plan | \$0.00 | \$207,127.84 | \$0.00 | \$0.00 | \$0.00 | \$207,127.84 |
| 2015 | Disability Insurance | \$0.00 | \$12,975.89 | \$0.00 | \$0.00 | \$0.00 | \$12,975.89 |
| 2016 | Medicare/Employer's Share | \$23,868.83 | \$23,689.46 | \$3,204.32 | \$111.46 | \$0.00 | \$50,874.07 |
| 2019 | Flex Credit | \$0.00 | \$6,620.54 | \$0.00 | \$0.00 | \$0.00 | \$6,620.54 |
| 2020 | Flex Credits | \$0.00 | \$117.13 | \$0.00 | \$0.00 | \$0.00 | \$117.13 |
| 2021 | Vision | \$0.00 | \$19,000.00 | \$0.00 | \$0.00 | \$0.00 | \$19,000.00 |
| OTHER EMPLOYMENT COSTS | | \$937,792.11 | \$822,009.06 | \$104,141.39 | \$1,928.24 | \$0.00 | \$1,865,870.80 |
| 4000 | In-State Travel | \$108.00 | \$48.80 | \$0.00 | \$0.00 | \$0.00 | \$156.80 |
| 4100 | Out-of-State Travel | \$0.00 | \$1,124.59 | \$0.00 | \$0.00 | \$0.00 | \$1,124.59 |
| TRAVEL | | \$108.00 | \$1,173.39 | \$0.00 | \$0.00 | \$0.00 | \$1,281.39 |
| 5000 | Professional Services | \$303.20 | \$500.00 | \$569.00 | \$0.00 | \$0.00 | \$1,372.20 |
| 5010 | Medical/ Related Services | \$0.00 | \$0.00 | \$250.00 | \$0.00 | \$0.00 | \$250.00 |
| 5011 | Medical Doctor | \$0.00 | \$600.00 | \$0.00 | \$0.00 | \$0.00 | \$600.00 |
| 5015 | Therapists | \$4,280.69 | \$672,080.99 | \$0.00 | \$0.00 | \$0.00 | \$676,361.68 |
| 5061 | Temporary Employment Services | \$0.00 | \$48,850.27 | \$0.00 | \$0.00 | \$0.00 | \$48,850.27 |
| 5101 | Postage | \$1,021.21 | \$1,056.24 | \$0.00 | \$0.00 | \$0.00 | \$2,077.45 |
| 5111 | Telephone Services | \$4,360.00 | \$5,507.77 | \$560.04 | \$0.00 | \$0.00 | \$10,427.81 |
| 5201 | Water and Sewer | \$2,416.65 | \$16,748.83 | \$400.00 | \$0.00 | \$0.00 | \$19,565.48 |
| 5203 | Electricity | \$86,976.00 | \$10,000.00 | \$0.00 | \$0.00 | \$0.00 | \$96,976.00 |
| 5211 | Heat by Natural Gas | \$28,320.00 | \$60,000.00 | \$0.00 | \$0.00 | \$0.00 | \$88,320.00 |

DIVISION - 58 Intensive Learning Center-Red Clay

| Object Code & Title | | State Division Funding | Current Expense Local | Other State | Other Local | Federal | Total |
|----------------------|--|---------------------------|--------------------------|-------------|-------------|---------|----------------|
| 5214 | Heat by Oil | \$0.00 | \$2,400.00 | \$0.00 | \$0.00 | \$0.00 | \$2,400.00 |
| 5402 | Buildings- Office Space | \$0.00 | \$0.00 | \$17,100.00 | \$0.00 | \$0.00 | \$17,100.00 |
| 5411 | PhotoCopier Equipment | \$0.00 | \$2,012.50 | \$0.00 | \$0.00 | \$0.00 | \$2,012.50 |
| 5425 | Regular Pupil Transportation | \$0.00 | \$0.00 | \$4,000.00 | \$0.00 | \$0.00 | \$4,000.00 |
| 5427 | Curriculum Trips | \$0.00 | \$288.00 | \$0.00 | \$0.00 | \$0.00 | \$288.00 |
| 5429 | Athletic Transportation | \$0.00 | \$420.00 | \$0.00 | \$0.00 | \$0.00 | \$420.00 |
| 5456 | Automated Access (User Fee) | \$0.00 | \$0.00 | \$240.00 | \$0.00 | \$0.00 | \$240.00 |
| 5506 | Custodial Services Office/Building/Grounds | \$0.00 | \$0.00 | \$321.82 | \$0.00 | \$0.00 | \$321.82 |
| 5507 | Maintenance Agreements | \$0.00 | \$0.00 | \$885.24 | \$0.00 | \$0.00 | \$885.24 |
| 5510 | Equipment Repair | \$0.00 | \$0.00 | \$150.00 | \$0.00 | \$0.00 | \$150.00 |
| 5511 | Maintenance Contracts - All Office Equipment | \$0.00 | \$1,360.00 | \$0.00 | \$0.00 | \$0.00 | \$1,360.00 |
| 5517 | Repairs by Outside Vendor | \$0.00 | \$2,500.00 | \$0.00 | \$0.00 | \$0.00 | \$2,500.00 |
| 5542 | Trash Removal - Container | \$0.00 | \$6,628.69 | \$0.00 | \$0.00 | \$0.00 | \$6,628.69 |
| 5544 | Alarm and Signal Systems | \$0.00 | \$20,159.49 | \$0.00 | \$0.00 | \$0.00 | \$20,159.49 |
| 5600 | Printing | \$44.00 | \$4.07 | \$0.00 | \$0.00 | \$0.00 | \$48.07 |
| 5602 | Licenses and Permits | \$6,300.00 | \$100.00 | \$0.00 | \$0.00 | \$0.00 | \$6,400.00 |
| 5631 | Ath Conf Fees & Assoc Dues | \$1,143.00 | \$371.00 | \$0.00 | \$0.00 | \$0.00 | \$1,514.00 |
| 5647 | Student Body Activity | \$1,283.35 | \$583.35 | \$0.00 | \$0.00 | \$0.00 | \$1,866.70 |
| CONTRACTUAL SERVICES | | \$136,448.10 | \$852,171.20 | \$24,476.10 | \$0.00 | \$0.00 | \$1,013,095.40 |
| 6000 | Office Supplies | \$17,795.05 | \$4,133.74 | \$2,823.47 | \$0.00 | \$0.00 | \$24,752.26 |
| 6011 | Promotional Supplies | \$130.00 | \$2,065.00 | \$0.00 | \$0.00 | \$0.00 | \$2,195.00 |
| 6070 | Furniture not capital outlay | \$200.97 | \$0.00 | \$59.80 | \$0.00 | \$0.00 | \$260.77 |
| 6111 | Food - Institutional | \$1,500.00 | \$100.50 | \$0.00 | \$0.00 | \$0.00 | \$1,600.50 |
| 6140 | Custodial Supplies | \$105.00 | \$1,130.21 | \$650.00 | \$0.00 | \$0.00 | \$1,885.21 |
| 6145 | Computer Supplies | \$5,590.55 | \$2,030.99 | \$0.00 | \$0.00 | \$0.00 | \$7,621.54 |

DIVISION - 58 Intensive Learning Center-Red Clay

| Object Code & Title | State Division Funding | Current Expense Local | Other State | Other Local | Federal | Total |
|---|---------------------------|--------------------------|--------------|-------------|--------------|----------------|
| 6150 Instructional Supplies | \$53,444.40 | \$27,631.75 | \$12,692.03 | \$0.00 | \$0.00 | \$93,768.18 |
| 6151 Subscriptions | \$0.00 | \$202.73 | \$40.00 | \$0.00 | \$0.00 | \$242.73 |
| 6153 Manuals and Test Materials | \$0.00 | \$219.26 | \$0.00 | \$0.00 | \$0.00 | \$219.26 |
| 6157 Textbooks | \$5,317.88 | \$1,953.57 | \$0.00 | \$0.00 | \$0.00 | \$7,271.45 |
| 6163 Medical Supplies/Medicines/Health Aids | \$3,215.04 | \$487.66 | \$0.00 | \$0.00 | \$0.00 | \$3,702.70 |
| 6171 Gasoline | \$0.00 | \$42,000.00 | \$0.00 | \$0.00 | \$0.00 | \$42,000.00 |
| 6210 Vehicle Materials | \$0.00 | \$9,502.22 | \$18,613.81 | \$0.00 | \$0.00 | \$28,116.03 |
| 6220 Maintenance and Building Materials | \$0.00 | \$381.24 | \$119.00 | \$0.00 | \$0.00 | \$500.24 |
| SUPPLIES AND MATERIALS | \$87,298.89 | \$91,838.87 | \$34,998.11 | \$0.00 | \$0.00 | \$214,135.87 |
| 8800 Computers | \$0.00 | \$333.00 | \$0.00 | \$0.00 | \$0.00 | \$333.00 |
| CAPITAL OUTLAY - PROPERTY | \$0.00 | \$333.00 | \$0.00 | \$0.00 | \$0.00 | \$333.00 |
| GRAND TOTALS | \$3,022,871.74 | \$3,029,888.80 | \$381,765.34 | \$9,613.49 | \$178,086.00 | \$6,622,225.37 |



TOTAL ALL DIVISIONS

| Object Code & Title | | State Division Funding | Current Expense Local | Other State | Other Local | Federal | Total |
|---------------------|---------------------------------|---------------------------|--------------------------|-------------|--------------|----------------|-----------------|
| 1101 | Chief School Officer | \$129,774.90 | \$41,305.19 | \$0.00 | \$0.00 | \$0.00 | \$171,080.09 |
| 1105 | Assistant Superintendent | \$145,834.57 | \$110,808.46 | \$0.00 | \$0.00 | \$0.00 | \$256,643.03 |
| 1106 | Directors - Administration | \$132,157.77 | \$98,358.69 | \$0.00 | \$0.00 | \$0.00 | \$230,516.46 |
| 1107 | Directors - Instruction | \$98,668.84 | \$49,724.56 | \$0.00 | \$0.00 | \$9,092.64 | \$157,486.04 |
| 1108 | Admin Assistant - Executive | \$4,436.02 | \$0.00 | \$0.00 | \$0.00 | \$0.00 | \$4,436.02 |
| 1110 | Supervisors- Instruction | \$0.00 | \$1,064.06 | \$0.00 | \$35,984.53 | \$94,869.69 | \$131,918.28 |
| 1111 | Supervisors- Support Services | \$297,552.02 | \$165,890.58 | \$0.00 | \$63,900.34 | \$92,864.92 | \$620,207.86 |
| 1112 | Specialist- Support Services | \$182,919.95 | \$55,597.12 | \$0.00 | \$64,453.94 | \$6,896.39 | \$309,867.40 |
| 1113 | Specialist-Transportation | \$0.00 | \$129,969.31 | \$35,433.69 | \$0.00 | \$0.00 | \$165,403.00 |
| 1114 | Principal | \$1,107,065.81 | \$552,809.23 | \$68,435.72 | \$0.00 | \$129,436.39 | \$1,857,747.15 |
| 1116 | Assistant Principals | \$791,495.23 | \$450,151.13 | \$0.00 | \$0.00 | \$110,843.85 | \$1,352,490.21 |
| 1118 | Coordinators | \$0.00 | \$189.00 | \$19,509.46 | \$27,381.72 | \$28,123.75 | \$75,203.93 |
| 1119 | Guidance Counselors | \$0.00 | \$0.00 | \$20,792.55 | \$0.00 | \$0.00 | \$20,792.55 |
| 1120 | Teachers | \$26,648,311.25 | \$8,174,736.75 | \$68,052.73 | \$959,112.92 | \$3,322,784.89 | \$39,172,998.54 |
| 1121 | Human Relations | \$286.00 | \$0.00 | \$0.00 | \$0.00 | \$0.00 | \$286.00 |
| 1122 | Visiting Teachers | \$78,025.81 | \$39,803.49 | \$0.00 | \$0.00 | \$0.00 | \$117,829.30 |
| 1124 | Psychologists | \$167,926.89 | \$81,421.23 | \$0.00 | \$0.00 | \$0.00 | \$249,348.12 |
| 1125 | Related Services Teachers | \$0.00 | \$0.00 | \$0.00 | \$0.00 | \$664.86 | \$664.86 |
| 1126 | Speech and Hearing | \$177,488.32 | \$87,293.47 | \$0.00 | \$0.00 | \$0.00 | \$264,781.79 |
| 1128 | Paraprofessionals | \$1,239,986.95 | \$800,895.04 | \$6,355.30 | \$238,832.32 | \$90,901.02 | \$2,376,970.63 |
| 1129 | Disruptive Students | \$0.00 | \$9,062.78 | \$0.00 | \$0.00 | \$164,754.77 | \$173,817.55 |
| 1130 | Driver Education | \$216,511.44 | \$106,280.48 | \$0.00 | \$0.00 | \$0.00 | \$322,791.92 |
| 1134 | Nurse/Hygienists | \$621,666.23 | \$268,876.22 | \$0.00 | \$121,262.86 | \$0.00 | \$1,011,805.31 |
| 1138 | Clerical - Support Services | \$874,057.39 | \$436,394.57 | \$42,394.01 | \$66,298.11 | \$37,263.99 | \$1,456,408.07 |
| 1139 | Clerical - Executive | \$0.00 | \$45,795.69 | \$0.00 | \$0.00 | \$0.00 | \$45,795.69 |
| 1140 | Custodial/Maintenance Employees | \$2,909,695.95 | \$1,179,963.24 | \$8,489.18 | \$193,297.91 | \$349,369.51 | \$4,640,815.79 |

TOTAL ALL DIVISIONS

| Object Code & Title | | State Division Funding | Current Expense Local | Other State | Other Local | Federal | Total |
|---------------------|----------------------------------|---------------------------|--------------------------|----------------|----------------|----------------|-----------------|
| 1141 | Clerical Schools | \$706,524.08 | \$209,876.64 | \$0.00 | \$0.00 | \$46,994.67 | \$963,395.39 |
| 1143 | Cafeteria Substitute | \$91.13 | \$0.00 | \$0.00 | \$45,014.56 | \$0.00 | \$45,105.69 |
| 1144 | Cafeteria Manager | \$273,567.66 | \$0.00 | \$0.00 | \$108,476.47 | \$0.00 | \$382,044.13 |
| 1145 | Cafeteria Workers | \$682,871.50 | \$0.00 | \$0.00 | \$443,712.03 | \$0.00 | \$1,126,583.53 |
| 1146 | Transportation Supervisors | \$36,574.80 | \$57,621.05 | \$45,614.60 | \$0.00 | \$0.00 | \$139,810.45 |
| 1148 | Bus Drivers - Regular Trips | \$0.00 | \$138,250.09 | \$506,629.87 | \$45.03 | \$0.00 | \$644,924.99 |
| 1149 | Bus Aides | \$0.00 | \$44,584.76 | \$321,253.02 | \$45.03 | \$0.00 | \$365,882.81 |
| 1150 | Inservice Education Workshop | \$0.00 | \$7,026.31 | \$859.50 | \$0.00 | \$343.00 | \$8,228.81 |
| 1152 | Substitute Teachers | \$3,640.89 | \$164,758.44 | \$0.00 | \$0.00 | \$43,421.50 | \$211,820.83 |
| 1153 | Substitute Nurses | \$382.50 | \$28,133.75 | \$0.00 | \$0.00 | \$0.00 | \$28,516.25 |
| 1154 | EPER Athletic Salaries | \$0.00 | \$241,995.60 | \$51.00 | \$10,431.75 | \$0.00 | \$252,478.35 |
| 1156 | EPER Extra Curricular Activities | \$1,219.15 | \$216,705.45 | \$1,645.33 | \$2,733.68 | \$363.00 | \$222,666.61 |
| 1157 | EPER Miscellaneous | \$7,420.03 | \$262,840.33 | \$74,280.05 | \$56,191.93 | \$59,113.09 | \$459,845.43 |
| 1158 | Homebound Instruction | \$0.00 | \$6,850.00 | \$0.00 | \$1,850.00 | \$4,132.00 | \$12,832.00 |
| 1159 | Artist in Residence | \$0.00 | \$1,535.06 | \$730.79 | \$0.00 | \$0.00 | \$2,265.85 |
| 1160 | Summer School | \$151,755.50 | \$147,761.29 | \$100.00 | \$61,650.39 | \$0.00 | \$361,267.18 |
| 1162 | Evening School | \$0.00 | \$753.15 | \$84,882.86 | \$11,938.50 | \$8,949.15 | \$106,523.66 |
| 1164 | Bldg Grounds Supervisor | \$40,364.69 | \$31,241.16 | \$0.00 | \$0.00 | \$0.00 | \$71,605.85 |
| 1168 | Co-Op Work Study | \$0.00 | \$18,398.17 | \$0.00 | \$0.00 | \$0.00 | \$18,398.17 |
| 1170 | Substitute Custodial | \$23,636.43 | \$134,108.95 | \$0.00 | \$0.00 | \$0.00 | \$157,745.38 |
| 1175 | Shift Differential Sal | \$2,245.69 | \$7,871.49 | \$0.00 | \$0.00 | \$0.00 | \$10,117.18 |
| 1180 | Overtime Clerical | (\$319.58) | \$9,160.79 | \$0.00 | \$7,611.56 | \$0.00 | \$16,452.77 |
| 1181 | Overtime Custodial | \$1,318.34 | \$120,372.53 | \$327.94 | \$36,827.77 | \$0.00 | \$158,846.58 |
| 1182 | Overtime Food Service | \$0.00 | \$0.00 | \$0.00 | \$51,489.65 | \$0.00 | \$51,489.65 |
| SALARIES | | \$37,755,154.15 | \$14,736,235.30 | \$1,305,837.60 | \$2,608,543.00 | \$4,601,183.08 | \$61,006,953.13 |

TOTAL ALL DIVISIONS

| Object Code & Title | | State Division Funding | Current Expense Local | Other State | Other Local | Federal | Total |
|------------------------|------------------------------------|---------------------------|--------------------------|----------------|----------------|--------------|-----------------|
| 2001 | Pensions/Employer's Share | \$5,513,092.96 | \$2,808,043.14 | \$215,899.01 | \$349,054.20 | \$179,082.48 | \$9,065,171.79 |
| 2002 | Health Insurance/Employer's Share | \$7,952,722.73 | \$1,235,972.35 | \$251,898.45 | \$144,814.47 | \$148,697.68 | \$9,734,105.68 |
| 2004 | Group Life Insurance | \$10,550.43 | \$325,801.96 | \$77.05 | \$5,691.10 | \$1,253.61 | \$343,374.15 |
| 2005 | Workers Compensation | \$717,177.10 | \$384,024.68 | \$31,487.91 | \$50,977.59 | \$28,045.06 | \$1,211,712.34 |
| 2006 | Social Security/Employer's Share | \$2,219,161.21 | \$1,157,234.60 | \$90,627.41 | \$156,487.08 | \$82,995.17 | \$3,706,505.47 |
| 2009 | Unemployment Insurance Benefits | \$61,591.46 | \$32,615.54 | \$2,762.23 | \$4,380.12 | \$2,319.87 | \$103,669.22 |
| 2010 | Prescription Plan | \$0.00 | \$67.63 | \$0.00 | \$0.00 | \$0.00 | \$67.63 |
| 2011 | Dental Plan | \$105,083.36 | \$2,713,192.12 | \$265.44 | \$85,529.75 | \$14,305.33 | \$2,918,376.00 |
| 2015 | Disability Insurance | \$5,470.18 | \$202,193.48 | \$41.14 | \$3,806.81 | \$773.73 | \$212,285.34 |
| 2016 | Medicare/Employer's Share | \$522,021.09 | \$277,797.16 | \$22,177.61 | \$36,849.09 | \$20,833.59 | \$879,678.54 |
| 2019 | Flex Credit | \$10,398.64 | \$61,646.14 | \$48.03 | \$12,529.64 | \$1,054.22 | \$85,676.67 |
| 2020 | Flex Credits | \$329.23 | \$1,669.34 | \$0.00 | \$383.15 | \$66.95 | \$2,448.67 |
| 2021 | Vision | \$0.00 | \$277,966.12 | \$0.00 | \$0.00 | \$0.00 | \$277,966.12 |
| OTHER EMPLOYMENT COSTS | | \$17,117,598.39 | \$9,478,224.26 | \$615,284.28 | \$850,503.00 | \$479,427.69 | \$28,541,037.62 |
| 3301 | Debt Service/Interest | \$0.00 | \$0.00 | \$2,023,345.81 | \$1,850,338.65 | \$0.00 | \$3,873,684.46 |
| 3302 | Debt Service/Principal | \$0.00 | \$0.00 | \$4,142,084.68 | \$3,251,905.00 | \$0.00 | \$7,393,989.68 |
| 3603 | Tuition Reimbursements | \$130.00 | \$348.90 | \$2,105.00 | \$0.00 | \$0.00 | \$2,583.90 |
| 3604 | Tuition - In- State Public Schools | \$0.00 | \$4,622,712.80 | \$0.00 | \$306,912.81 | \$0.00 | \$4,929,625.61 |
| 3605 | Tuition - Out of State or Private | \$0.00 | \$0.00 | \$183,462.78 | \$163,807.02 | \$0.00 | \$347,269.80 |
| GOVERNMENT SERVICES | | \$130.00 | \$4,623,061.70 | \$6,350,998.27 | \$5,572,963.48 | \$0.00 | \$16,547,153.45 |
| 4000 | In-State Travel | \$1,818.99 | \$8,004.55 | \$623.40 | \$1,651.69 | \$3,326.32 | \$15,424.95 |
| 4100 | Out-of-State Travel | \$0.00 | \$13,227.83 | \$4,899.59 | \$146.80 | \$18,856.13 | \$37,130.35 |
| TRAVEL | | \$1,818.99 | \$21,232.38 | \$5,522.99 | \$1,798.49 | \$22,182.45 | \$52,555.30 |

TOTAL ALL DIVISIONS

| Object Code & Title | | State Division Funding | Current Expense Local | Other State | Other Local | Federal | Total |
|---------------------|--|---------------------------|--------------------------|--------------|--------------|--------------|----------------|
| 5000 | Professional Services | \$72,516.51 | \$1,507,162.86 | \$11,551.45 | \$166,208.47 | \$251,326.37 | \$2,008,765.66 |
| 5008 | Inspection Fees | \$0.00 | \$3,030.85 | \$0.00 | \$0.00 | \$0.00 | \$3,030.85 |
| 5010 | Medical/ Related Services | \$8,093.00 | \$712,674.29 | \$315,578.65 | \$42,975.00 | \$2,500.00 | \$1,081,820.94 |
| 5011 | Medical Doctor | \$0.00 | \$600.00 | \$0.00 | \$0.00 | \$0.00 | \$600.00 |
| 5014 | Psychologist | \$0.00 | \$2,700.00 | \$0.00 | \$0.00 | \$0.00 | \$2,700.00 |
| 5015 | Therapists | \$4,280.69 | \$906,578.18 | \$117,460.00 | \$0.00 | \$118,707.10 | \$1,147,025.97 |
| 5020 | Legal Services | \$86,300.19 | \$196,052.35 | \$0.00 | \$0.00 | \$0.00 | \$282,352.54 |
| 5029 | Arbitrators | \$0.00 | \$1,991.20 | \$0.00 | \$0.00 | \$0.00 | \$1,991.20 |
| 5043 | Auditors | \$0.00 | \$21,635.00 | \$0.00 | \$0.00 | \$0.00 | \$21,635.00 |
| 5051 | Educational Consultants - Individual | \$5,323.57 | \$8,479.60 | \$0.00 | \$0.00 | \$0.00 | \$13,803.17 |
| 5052 | Educational Consultants - Company | \$0.00 | \$0.00 | \$8,000.00 | \$1,400.00 | \$8,000.00 | \$17,400.00 |
| 5054 | Interpreters | \$0.00 | \$0.00 | \$37,200.00 | \$0.00 | \$224.40 | \$37,424.40 |
| 5061 | Temporary Employment Services | \$0.00 | \$797,435.34 | \$317,625.87 | \$1,110.78 | \$16,892.45 | \$1,133,064.44 |
| 5065 | Travel Reimb - non state emp | \$0.00 | \$0.00 | \$0.00 | \$0.00 | \$2,267.87 | \$2,267.87 |
| 5074 | Outside Computer Services - N-State Agenices | \$2,821.52 | \$0.00 | \$0.00 | \$0.00 | \$0.00 | \$2,821.52 |
| 5075 | Computer Consulting Services | \$1,289.00 | \$0.00 | \$0.00 | \$0.00 | \$0.00 | \$1,289.00 |
| 5077 | Exterminator | \$0.00 | \$6,319.00 | \$420.00 | \$0.00 | \$0.00 | \$6,739.00 |
| 5092 | Athletic Officials | \$36,426.00 | \$53,148.00 | \$0.00 | \$0.00 | \$0.00 | \$89,574.00 |
| 5093 | Contracted Labor | \$1,741.40 | \$109,832.20 | \$4,142.41 | \$6,603.03 | \$0.00 | \$122,319.04 |
| 5101 | Postage | \$8,263.19 | \$84,996.93 | \$3,563.41 | \$2,015.32 | \$1,248.95 | \$100,087.80 |
| 5111 | Telephone Services | \$126,431.25 | \$195,667.77 | \$3,037.32 | \$2,159.16 | \$495.77 | \$327,791.27 |
| 5115 | Beepers/Pagers | \$0.00 | \$250.00 | \$0.00 | \$0.00 | \$0.00 | \$250.00 |
| 5125 | Telecommunication Equipment | \$0.00 | \$993.00 | \$0.00 | \$0.00 | \$0.00 | \$993.00 |
| 5201 | Water and Sewer | \$67,450.07 | \$475,705.37 | \$2,000.00 | \$0.00 | \$0.00 | \$545,155.44 |
| 5203 | Electricity | \$1,953,697.50 | \$1,213,035.58 | \$0.00 | \$0.00 | \$0.00 | \$3,166,733.08 |
| 5211 | Heat by Natural Gas | \$641,113.50 | \$1,063,416.57 | \$0.00 | \$0.00 | \$0.00 | \$1,704,530.07 |

TOTAL ALL DIVISIONS

| Object Code & Title | | State Division Funding | Current Expense Local | Other State | Other Local | Federal | Total |
|---------------------|--|---------------------------|--------------------------|----------------|--------------|------------|----------------|
| 5212 | Heat/Cook by Propane Gas | \$0.00 | \$1,846.39 | \$0.00 | \$0.00 | \$0.00 | \$1,846.39 |
| 5214 | Heat by Oil | \$0.00 | \$12,000.00 | \$0.00 | \$0.00 | \$0.00 | \$12,000.00 |
| 5332 | Athletic | \$25,292.00 | \$80,404.00 | \$0.00 | \$0.00 | \$0.00 | \$105,696.00 |
| 5333 | General Comprehensive Liability | \$0.00 | \$31,850.00 | \$0.00 | \$0.00 | \$0.00 | \$31,850.00 |
| 5334 | Umbrella Liability Insurance | \$2,829.00 | \$64,419.00 | \$0.00 | \$0.00 | \$0.00 | \$67,248.00 |
| 5342 | Excess Liability Coverage | \$0.00 | \$1,150.00 | \$70.00 | \$0.00 | \$0.00 | \$1,220.00 |
| 5401 | Buildings other than Office SP | \$0.00 | \$4,752.50 | \$0.00 | \$0.00 | \$0.00 | \$4,752.50 |
| 5402 | Buildings- Office Space | \$0.00 | \$621,275.00 | \$52,225.00 | \$0.00 | \$0.00 | \$673,500.00 |
| 5406 | Rental | \$445.00 | \$4,932.67 | \$0.00 | \$0.00 | \$0.00 | \$5,377.67 |
| 5411 | PhotoCopier Equipment | \$93,426.85 | \$192,184.98 | \$500.00 | \$1,843.75 | \$0.00 | \$287,955.58 |
| 5413 | Other Office Machines and Equipment Rental | \$1,480.00 | \$2,105.41 | \$661.14 | \$0.00 | \$0.00 | \$4,246.55 |
| 5425 | Regular Pupil Transportation | \$17,566.00 | \$68,094.79 | \$4,735,460.98 | \$45,025.32 | \$0.00 | \$4,866,147.09 |
| 5426 | Out-of-State Pupil Transportation | \$0.00 | \$0.00 | \$0.00 | \$52,100.00 | \$0.00 | \$52,100.00 |
| 5427 | Curriculum Trips | \$0.00 | \$5,725.98 | \$6,654.00 | \$2,484.00 | \$0.00 | \$14,863.98 |
| 5428 | After School Activity Transportation | \$0.00 | \$53,220.00 | \$101,600.00 | \$0.00 | \$0.00 | \$154,820.00 |
| 5429 | Athletic Transportation | \$41,360.00 | \$75,196.00 | \$0.00 | \$0.00 | \$0.00 | \$116,556.00 |
| 5438 | Buildings/Ground Maintenance Equipment | \$0.00 | \$9,680.00 | \$0.00 | \$1,046.38 | \$0.00 | \$10,726.38 |
| 5440 | Computer Rentals and Leases | \$97,101.79 | \$238,338.86 | \$0.00 | \$0.00 | \$0.00 | \$335,440.65 |
| 5456 | Automated Access (User Fee) | \$1,320.00 | \$45,823.81 | \$1,200.00 | \$0.00 | \$0.00 | \$48,343.81 |
| 5470 | Oxygen Tanks | \$0.00 | \$135.90 | \$0.00 | \$0.00 | \$0.00 | \$135.90 |
| 5500 | Buildings/Grounds Repair | \$401,472.19 | \$244,113.50 | \$0.00 | \$101,697.76 | \$0.00 | \$747,283.45 |
| 5501 | Buildings - Maintenance Only | \$11,293.66 | \$0.00 | \$0.00 | \$0.00 | \$0.00 | \$11,293.66 |
| 5502 | Grounds - Maint. Only Lawn Care | \$17,158.00 | \$850.84 | \$0.00 | \$0.00 | \$0.00 | \$18,008.84 |
| 5506 | Custodial Services Office/Building/Grounds | \$0.00 | \$2,700.00 | \$4,872.32 | \$0.00 | \$0.00 | \$7,572.32 |
| 5507 | Maintenance Agreements | \$11,541.02 | \$58,474.32 | \$3,641.79 | \$63,399.55 | \$9,576.48 | \$146,633.16 |
| 5510 | Equipment Repair | \$542.00 | \$11,944.34 | \$750.00 | \$0.00 | \$0.00 | \$13,236.34 |

TOTAL ALL DIVISIONS

| Object Code & Title | | State Division Funding | Current Expense Local | Other State | Other Local | Federal | Total |
|----------------------|--|---------------------------|--------------------------|----------------|--------------|----------------|-----------------|
| 5511 | Maintenance Contracts - All Office Equipment | \$0.00 | \$3,453.75 | \$0.00 | \$0.00 | \$0.00 | \$3,453.75 |
| 5517 | Repairs by Outside Vendor | \$2,040.95 | \$17,238.31 | \$369.54 | \$9,248.44 | \$0.00 | \$28,897.24 |
| 5519 | Repair and Services - All Other Eq | \$0.00 | \$999.54 | \$0.00 | \$0.00 | \$0.00 | \$999.54 |
| 5521 | Cars | \$0.00 | \$0.00 | \$162.96 | \$0.00 | \$0.00 | \$162.96 |
| 5522 | Station Wagons and Vans | \$0.00 | \$1,511.11 | \$0.00 | \$0.00 | \$0.00 | \$1,511.11 |
| 5524 | Trucks & Trailers | \$0.00 | \$700.10 | \$0.00 | \$0.00 | \$0.00 | \$700.10 |
| 5542 | Trash Removal - Container | \$145,137.15 | \$18,620.31 | \$0.00 | \$0.00 | \$0.00 | \$163,757.46 |
| 5544 | Alarm and Signal Systems | \$46,757.12 | \$199,726.30 | \$0.00 | \$0.00 | \$0.00 | \$246,483.42 |
| 5600 | Printing | \$12,463.52 | \$46,083.87 | \$0.00 | \$4,394.93 | \$559.64 | \$63,501.96 |
| 5602 | Licenses and Permits | \$11,200.00 | \$96,876.46 | \$0.00 | \$501.75 | \$2,544.50 | \$111,122.71 |
| 5603 | Public Brochures - Promotional Materials | \$0.00 | \$2,278.76 | \$0.00 | \$0.00 | \$0.00 | \$2,278.76 |
| 5610 | Advertising | \$1,101.60 | \$2,915.70 | \$0.00 | \$10,000.00 | \$0.00 | \$14,017.30 |
| 5631 | Ath Conf Fees & Assoc Dues | \$14,849.00 | \$53,446.44 | \$8,702.29 | \$560.00 | \$25,831.17 | \$103,388.90 |
| 5634 | Examination Cost/Fees | \$0.00 | \$19,789.50 | \$0.00 | \$0.00 | \$0.00 | \$19,789.50 |
| 5643 | Food Service - Other | \$0.00 | \$1,621.95 | \$0.00 | \$0.00 | \$0.00 | \$1,621.95 |
| 5647 | Student Body Activity | \$3,733.35 | \$8,706.90 | \$250.00 | \$3,180.00 | \$2,549.28 | \$18,419.53 |
| 5648 | Indirect Cost | \$0.00 | \$137.00 | \$0.00 | \$0.00 | \$886,379.44 | \$886,516.44 |
| 5659 | Commencement Rental | \$0.00 | \$240.01 | \$0.00 | \$0.00 | \$0.00 | \$240.01 |
| 5660 | Student Travel | \$1,399.50 | \$2,000.00 | \$0.00 | \$0.00 | \$0.00 | \$3,399.50 |
| 5667 | Training | \$1,300.00 | \$7,123.06 | \$7,500.00 | \$0.00 | \$2,262.50 | \$18,185.56 |
| 5671 | Medical Reimbursement | \$0.00 | \$0.00 | \$0.00 | \$110.25 | \$0.00 | \$110.25 |
| 5673 | Administrative Workshop | \$33,620.00 | \$33,620.00 | \$0.00 | \$0.00 | \$0.00 | \$67,240.00 |
| 5714 | Moving Costs/Business | \$436.80 | \$515.12 | \$0.00 | \$1,215.93 | \$0.00 | \$2,167.85 |
| CONTRACTUAL SERVICES | | \$4,012,613.89 | \$9,710,526.57 | \$5,745,199.13 | \$519,279.82 | \$1,331,365.92 | \$21,318,985.33 |
| 6000 | Office Supplies | \$82,431.33 | \$163,489.50 | \$18,566.02 | \$11,036.34 | \$10,914.28 | \$286,437.47 |

TOTAL ALL DIVISIONS

| Object Code & Title | | State Division Funding | Current Expense Local | Other State | Other Local | Federal | Total |
|------------------------|--|---------------------------|--------------------------|--------------|--------------|--------------|----------------|
| 6004 | Photocopier Supplies | \$1,041.15 | \$4,448.18 | \$0.00 | \$0.00 | \$0.00 | \$5,489.33 |
| 6011 | Promotional Supplies | \$10,734.70 | \$3,744.50 | \$0.00 | \$3,558.00 | \$505.00 | \$18,542.20 |
| 6070 | Furniture not capital outlay | \$28,195.91 | \$30,562.39 | \$299.72 | \$1,943.50 | \$0.00 | \$61,001.52 |
| 6088 | Computer not capital outlay | \$46,546.65 | \$37,174.03 | \$8,202.95 | \$0.00 | \$3,603.26 | \$95,526.89 |
| 6111 | Food - Institutional | \$2,233.21 | \$25,224.57 | \$4,878.52 | \$73,370.87 | \$3,790.96 | \$109,498.13 |
| 6140 | Custodial Supplies | \$82,694.90 | \$68,165.21 | \$2,100.00 | \$0.00 | \$0.00 | \$152,960.11 |
| 6145 | Computer Supplies | \$238,886.61 | \$104,588.90 | \$9,273.14 | \$2,347.00 | \$66,970.90 | \$422,066.55 |
| 6150 | Instructional Supplies | \$437,406.93 | \$944,669.14 | \$116,479.61 | \$8,087.25 | \$40,614.64 | \$1,547,257.57 |
| 6151 | Subscriptions | \$9,624.78 | \$39,242.74 | \$896.00 | \$1,112.64 | \$757.00 | \$51,633.16 |
| 6153 | Manuals and Test Materials | \$0.00 | \$9,946.39 | \$2,353.03 | \$0.00 | \$797.12 | \$13,096.54 |
| 6156 | Audio/Visual | \$1,348.38 | \$22,747.02 | \$1,534.60 | \$0.00 | \$0.00 | \$25,630.00 |
| 6157 | Textbooks | \$249,539.57 | \$96,941.26 | \$0.00 | \$0.00 | \$5.08 | \$346,485.91 |
| 6158 | Technical/Reference Books | \$2,198.40 | \$503.43 | \$0.00 | \$0.00 | \$20,123.96 | \$22,825.79 |
| 6160 | Library Books - Consumable | \$328.00 | \$10,607.76 | \$0.00 | \$0.00 | \$0.00 | \$10,935.76 |
| 6162 | Safety Aids - goggles | \$0.00 | \$130.28 | \$0.00 | \$0.00 | \$0.00 | \$130.28 |
| 6163 | Medical Supplies/Medicines/Health Aids | \$16,092.44 | \$37,538.52 | \$0.00 | \$449.22 | \$0.00 | \$54,080.18 |
| 6171 | Gasoline | \$107.34 | \$199,513.33 | \$0.00 | \$0.00 | \$0.00 | \$199,620.67 |
| 6174 | Gas | \$5,916.06 | \$23,051.40 | \$0.00 | \$0.00 | \$0.00 | \$28,967.46 |
| 6175 | Diesel Fuel | \$46.23 | \$0.00 | \$0.00 | \$0.00 | \$0.00 | \$46.23 |
| 6210 | Vehicle Materials | \$2,159.80 | \$119,204.06 | \$42,419.40 | \$0.00 | \$0.00 | \$163,783.26 |
| 6220 | Maintenance and Building Materials | \$206,826.04 | \$85,576.10 | \$653.50 | \$9,116.48 | \$0.00 | \$302,172.12 |
| 6230 | Highway/Grounds Materials | \$0.00 | \$5,520.00 | \$0.00 | \$0.00 | \$0.00 | \$5,520.00 |
| 6250 | Athletic Supplies | \$99,843.55 | \$95,331.45 | \$0.00 | \$16,828.17 | \$0.00 | \$212,003.17 |
| 6251 | Commencement Supplies | \$0.00 | \$178.24 | \$0.00 | \$0.00 | \$0.00 | \$178.24 |
| SUPPLIES AND MATERIALS | | \$1,524,201.98 | \$2,128,098.40 | \$207,656.49 | \$127,849.47 | \$148,082.20 | \$4,135,888.54 |

TOTAL ALL DIVISIONS

| Object Code & Title | State Division Funding | Current Expense Local | Other State | Other Local | Federal | Total |
|--------------------------------------|---------------------------|--------------------------|-----------------|----------------|----------------|------------------|
| 7002 Instructional Equipment | \$0.00 | \$0.00 | \$0.00 | \$912.00 | \$0.00 | \$912.00 |
| 7004 Athletic Equipment | \$0.00 | \$1,650.18 | \$0.00 | \$0.00 | \$0.00 | \$1,650.18 |
| 7006 Library Books - Non Consumable | \$1,271.81 | \$32.12 | \$0.00 | \$0.00 | \$0.00 | \$1,303.93 |
| 7010 General Equipment | \$0.00 | \$8,427.36 | \$0.00 | \$0.00 | \$0.00 | \$8,427.36 |
| 7040 Audio Visual Equipment | \$1,602.68 | \$337.50 | \$0.00 | \$0.00 | \$0.00 | \$1,940.18 |
| 7110 Vehicles | \$65,705.00 | \$0.00 | \$0.00 | \$0.00 | \$0.00 | \$65,705.00 |
| 7200 Custodial/Maintenance Equipment | \$0.00 | \$43.89 | \$0.00 | \$0.00 | \$0.00 | \$43.89 |
| CAPITAL OUTLAY - EQUIPMENT | \$68,579.49 | \$10,491.05 | \$0.00 | \$912.00 | \$0.00 | \$79,982.54 |
| 8000 Land | \$49.25 | \$95.97 | \$0.00 | \$0.00 | \$0.00 | \$145.22 |
| 8301 Building Alterations | \$0.00 | \$29,002.38 | \$0.00 | \$0.00 | \$0.00 | \$29,002.38 |
| 8800 Computers | \$6,341.01 | \$2,047.79 | \$0.00 | \$0.00 | \$0.00 | \$8,388.80 |
| CAPITAL OUTLAY - PROPERTY | \$6,390.26 | \$31,146.14 | \$0.00 | \$0.00 | \$0.00 | \$37,536.40 |
| GRAND TOTALS | \$60,486,487.15 | \$40,739,015.80 | \$14,230,498.76 | \$9,681,849.26 | \$6,582,241.34 | \$131,720,092.31 |

TOTAL ALL DIVISIONS

