



Community Financial Review Committee YTD Total Expenditures & Encumbrances Report

**Excludes Prior Year Appropriations
Report Ending Date: June 30, 2009**

Committee Members

- Jill Floore, Red Clay Chief Financial Officer
- Kelly Krapf, Red Clay Education Association Representative
- Paul Lloyd, Community Representative
- Larry Miller, Community Representative
- Eric Randolph, Board of Education Representative
- Jane Rattenni, Community Representative
- Kim Williams, Board of Education Representative

CFRC Review: July 27, 2009

Abstract:

The YTD Total Expenditures and Encumbrances Report tracks district costs by object code and is used by the State of Delaware's accounting system to identify line item expenses and encumbrances. An encumbrance is an accounting procedure that sets aside available funds for commitments related to unperformed contracts for goods and services, to ensure the availability of funds when payment is requested. This report excludes prior year appropriations and most closely parallels the district's monthly financial report by Intermediate Budget Unit (IBU), which primarily focuses on expenditures by programs and departments.

DIVISION - 32 Red Clay Consolidated School District

Object Code & Title	State Division Funding	Current Expense Local	Other State	Other Local	Federal	Total
1101 Chief School Officer	\$103,000.96	\$65,426.55	\$3,115.55	\$0.00	\$0.00	\$171,543.06
1105 Assistant Superintendent	\$233,021.70	\$156,954.84	\$5,475.38	\$0.00	\$0.00	\$395,451.92
1106 Directors - Administration	\$156,095.02	\$109,515.63	\$4,481.50	\$0.00	\$0.00	\$270,092.15
1107 Directors - Instruction	\$312,816.30	\$168,666.51	\$8,485.56	\$0.00	\$64,368.17	\$554,336.54
1108 Admin Assistant - Executive	\$70,939.47	\$37,160.32	\$1,423.77	\$0.00	\$0.00	\$109,523.56
1110 Supervisors- Instruction	\$80,829.54	\$27,764.32	\$50,170.76	\$59,095.52	\$0.00	\$217,860.14
1111 Supervisors- Support Services	\$441,590.16	\$157,341.48	\$9,377.59	\$104,511.49	\$59,615.22	\$772,435.94
1112 Specialist- Support Services	\$227,965.23	\$86,574.31	\$4,370.61	\$102,330.06	\$33,761.52	\$455,001.73
1113 Specialist-Transportation	\$2,153.53	\$146,055.63	\$107,534.97	\$5,458.56	\$0.00	\$261,202.69
1114 Principal	\$1,746,899.51	\$938,333.08	\$153,676.20	\$4,306.85	\$0.00	\$2,843,215.64
1116 Assistant Principals	\$1,279,618.93	\$785,747.07	\$34,677.02	\$0.00	\$0.00	\$2,100,043.02
1117 Specialists- Maintenance	\$0.00	\$225.42	\$0.00	\$0.00	\$0.00	\$225.42
1118 Coordinators	\$3,860.71	\$285.36	\$24,390.20	\$55,625.16	\$9,064.85	\$93,226.28
1119 Guidance Counselors	\$0.00	\$1,239.97	\$28,678.11	\$1,782.00	\$3,994.65	\$35,694.73
1120 Teachers	\$41,505,121.37	\$12,876,022.27	\$1,495,712.10	\$1,475,495.96	\$1,833,918.34	\$59,186,270.04
1122 Visiting Teachers	\$143,141.53	\$69,425.16	\$7,134.26	\$0.00	\$0.00	\$219,700.95
1124 Psychologists	\$262,351.96	\$133,492.65	\$21,600.05	\$6,810.84	\$0.00	\$424,255.50
1126 Speech and Hearing	\$291,442.30	\$139,619.95	\$30,228.80	\$0.00	\$21,080.00	\$482,371.05
1127 Gifted and Talented	\$0.00	\$520.13	\$0.00	\$0.00	\$0.00	\$520.13
1128 Paraprofessionals	\$5,599.05	\$16,061.30	\$108,091.81	\$332,547.68	\$264,682.60	\$726,982.44
1129 Disruptive Students	\$0.00	\$14,391.66	\$334,036.18	\$0.00	\$0.00	\$348,427.84
1130 Driver Education	\$327,875.24	\$161,249.46	\$35,402.20	\$0.00	\$0.00	\$524,526.90
1134 Nurse/Hygienists	\$947,263.16	\$251,018.19	\$12,073.11	\$379,752.70	\$0.00	\$1,590,107.16
1138 Clerical - Support Services	\$1,435,402.78	\$620,001.47	\$199,776.65	\$108,744.33	\$21,187.02	\$2,385,112.25
1140 Custodial/Maintenance Employees	\$4,407,393.47	\$1,927,528.11	\$435,296.19	\$323,107.59	\$0.00	\$7,093,325.36
1141 Clerical Schools	\$973,103.57	\$335,130.30	\$63,194.79	\$0.00	\$0.00	\$1,371,428.66

DIVISION - 32 Red Clay Consolidated School District

Object Code & Title	State Division Funding	Current Expense Local	Other State	Other Local	Federal	Total
1143 Cafeteria Substitute	\$0.00	\$0.00	\$0.00	\$100,918.59	\$0.00	\$100,918.59
1144 Cafeteria Manager	\$375,919.84	\$0.00	\$0.00	\$182,828.50	\$0.00	\$558,748.34
1145 Cafeteria Workers	\$1,046,901.68	\$0.00	\$0.00	\$703,953.03	\$0.00	\$1,750,854.71
1146 Transportation Supervisors	\$60,499.40	\$65,302.32	\$102,963.44	\$0.00	\$0.00	\$228,765.16
1148 Bus Drivers - Regular Trips	\$0.00	\$345,061.60	\$119,058.97	\$0.00	\$0.00	\$464,120.57
1149 Bus Aides	\$0.00	\$62,561.57	\$94,151.20	\$0.00	\$0.00	\$156,712.77
1150 Inservice Education Workshop	\$0.00	\$1,456.35	\$0.00	\$0.00	\$0.00	\$1,456.35
1152 Substitute Teachers	\$7,931.82	\$416,768.99	\$61,936.18	\$162.50	\$10,455.83	\$497,255.32
1153 Substitute Nurses	\$0.00	\$24,086.25	\$187.50	\$0.00	\$93.75	\$24,367.50
1154 EPER Athletic Salaries	\$0.00	\$613,608.25	\$140.00	\$19,735.40	\$0.00	\$633,483.65
1156 EPER Extra Curricular Activities	(\$955.15)	\$505,955.98	\$11,107.94	\$4,281.48	\$0.00	\$520,390.25
1157 EPER Miscellaneous	\$53,113.39	\$359,746.16	\$170,119.44	\$113,384.10	\$165,342.85	\$861,705.94
1158 Homebound Instruction	\$0.00	\$5,935.00	\$0.00	\$0.00	\$29,033.00	\$34,968.00
1160 Summer School	\$30,690.99	\$29,345.49	\$29,506.06	\$78,136.10	\$0.00	\$167,678.64
1162 Evening School	\$0.00	\$920.70	\$190,427.18	\$9,638.27	\$8,595.49	\$209,581.64
1164 Bldg Grounds Supervisor	\$66,768.07	\$34,075.02	\$7,549.40	\$0.00	\$0.00	\$108,392.49
1168 Co-Op Work Study	\$0.00	\$31,444.58	\$1,292.36	\$0.00	\$2,560.00	\$35,296.94
1170 Substitute Custodial	\$0.00	\$166,053.98	\$14,406.48	\$238.03	\$0.00	\$180,698.49
1175 Shift Differential Sal	\$0.00	\$15,910.35	\$3,210.90	\$454.32	\$0.00	\$19,575.57
1180 Overtime Clerical	\$31,607.73	\$18,244.13	\$3,154.68	\$4,580.67	\$450.63	\$58,037.84
1181 Overtime Custodial	(\$13,756.63)	\$249,061.11	\$21,853.50	\$96,556.21	\$0.00	\$353,714.19
1182 Overtime Food Service	\$0.00	\$0.00	\$0.00	\$80,153.31	\$0.00	\$80,153.31
SALARIES	\$56,616,206.63	\$22,171,288.97	\$4,009,468.59	\$4,354,589.25	\$2,528,203.92	\$89,679,757.36
2001 Pensions/Employer's Share	\$8,642,195.45	\$3,798,706.18	\$343,024.66	\$617,400.97	\$376,453.84	\$13,777,781.10
2002 Health Insurance/Employer's Share	\$12,193,303.69	\$998,275.11	\$281,936.38	\$191,817.58	\$416,379.17	\$14,081,711.93

DIVISION - 32 Red Clay Consolidated School District

Object Code & Title	State Division Funding	Current Expense Local	Other State	Other Local	Federal	Total
2004 Group Life Insurance	\$0.00	\$202,626.45	\$74.85	\$14,739.11	\$4,889.10	\$222,329.51
2005 Workers Compensation	\$889,677.81	\$433,939.82	\$124,501.77	\$75,192.63	\$44,428.39	\$1,567,740.42
2006 Social Security/Employer's Share	\$3,118,606.27	\$1,512,024.10	\$418,463.75	\$287,136.59	\$156,504.04	\$5,492,734.75
2009 Unemployment Insurance Benefits	\$86,608.60	\$41,953.74	\$12,342.22	\$7,151.29	\$4,257.55	\$152,313.40
2010 Prescription Plan	\$0.00	\$300.76	\$0.00	\$0.00	\$0.00	\$300.76
2011 Dental Plan	\$0.00	\$1,687,125.74	\$806.58	\$182,323.24	\$46,192.24	\$1,916,447.80
2012 Blood Bank	\$0.00	\$0.00	\$0.00	\$10.00	\$0.00	\$10.00
2015 Disability Insurance	\$0.00	\$167,458.01	\$25.94	\$8,065.26	\$2,506.06	\$178,055.27
2016 Medicare/Employer's Share	\$735,703.30	\$358,721.92	\$103,565.36	\$62,807.73	\$36,809.90	\$1,297,608.21
2019 Flex Credit	\$0.00	\$138,769.69	\$25,308.44	\$29,912.68	\$5,555.26	\$199,546.07
2020 Flex Credits	\$0.00	\$663.09	\$216.35	\$144.74	\$0.00	\$1,024.18
2021 Vision	\$0.00	\$43,096.61	\$0.00	\$0.00	\$0.00	\$43,096.61
OTHER EMPLOYMENT COSTS	\$25,666,095.12	\$9,383,661.22	\$1,310,266.30	\$1,476,701.82	\$1,093,975.55	\$38,930,700.01
3301 Debt Service/Interest	\$0.00	\$0.00	\$3,803,049.20	\$3,203,799.38	\$0.00	\$7,006,848.58
3302 Debt Service/Principal	\$0.00	\$0.00	\$9,655,817.43	\$4,850,405.00	\$0.00	\$14,506,222.43
3603 Tuition Reimbursements	\$0.00	\$76,859.65	\$3,940.00	\$0.00	\$0.00	\$80,799.65
3604 Tuition - In- State Public Schools	\$0.00	\$4,055,579.89	\$0.00	\$2,619,536.86	\$0.00	\$6,675,116.75
3605 Tuition - Out of State or Private	\$0.00	\$0.00	\$250,612.25	\$423,612.87	\$0.00	\$674,225.12
GOVERNMENT SERVICES	\$0.00	\$4,132,439.54	\$13,713,418.88	\$11,097,354.11	\$0.00	\$28,943,212.53
4000 In-State Travel	\$1,642.68	\$20,001.10	\$2,793.30	\$2,222.29	\$13,234.60	\$39,893.97
4100 Out-of-State Travel	\$28.80	\$10,953.96	\$11,178.31	\$5,567.80	\$35,199.42	\$62,928.29
TRAVEL	\$1,671.48	\$30,955.06	\$13,971.61	\$7,790.09	\$48,434.02	\$102,822.26
5000 Professional Services	\$43,279.78	\$1,879,185.56	\$218,513.90	\$53,338.89	\$457,913.04	\$2,652,231.17

DIVISION - 32 Red Clay Consolidated School District

Object Code & Title	State Division Funding	Current Expense Local	Other State	Other Local	Federal	Total
5001 Professional Fees/Architects	\$0.00	\$0.00	\$0.00	\$6,580.00	\$0.00	\$6,580.00
5002 Professional Fees/Engineers	\$0.00	\$0.00	\$1,800.00	\$1,200.00	\$0.00	\$3,000.00
5008 Inspection Fees	\$175.00	\$0.00	\$0.00	\$0.00	\$0.00	\$175.00
5010 Medical/ Related Services	\$14,900.00	\$16,280.94	\$512,539.00	\$445,966.00	\$0.00	\$989,685.94
5011 Medical Doctor	\$1,400.00	\$2,437.50	\$2,011.00	\$0.00	\$0.00	\$5,848.50
5014 Psychologist	\$0.00	\$0.00	\$0.00	\$0.00	\$24,875.00	\$24,875.00
5015 Therapists	\$0.00	\$125,526.24	\$344,243.01	\$222.00	\$459,119.64	\$929,110.89
5018 Medical Contractor	\$0.00	\$0.00	\$1,441.96	\$0.00	\$0.00	\$1,441.96
5020 Legal Services	\$35,000.00	\$421,064.40	\$0.00	\$0.00	\$0.00	\$456,064.40
5029 Arbitrators	\$0.00	\$369.40	\$0.00	\$1,961.69	\$0.00	\$2,331.09
5043 Auditors	\$0.00	\$82,057.00	\$0.00	\$2,260.50	\$5,101.50	\$89,419.00
5051 Educational Consultants - Individual	\$24,845.62	\$13,472.02	\$11,400.00	\$3,990.00	\$100,000.00	\$153,707.64
5052 Educational Consultants - Company	\$1,320.00	\$30,491.50	\$105,400.00	\$1,640.00	\$37,530.08	\$176,381.58
5054 Interpreters	\$60.00	\$1,009.60	\$19,647.50	\$0.00	\$89,396.88	\$110,113.98
5061 Temporary Employment Services	\$0.00	\$743,181.85	\$523,351.26	\$2,726.19	\$61,197.37	\$1,330,456.67
5065 Travel Reimb - non state emp	\$0.00	\$0.00	\$1,545.83	\$0.00	\$3,094.44	\$4,640.27
5074 Outside Computer Services - N-State Agenices	\$2,420.52	\$1,350.00	\$0.00	\$0.00	\$0.00	\$3,770.52
5075 Computer Consulting Services	\$0.00	\$1,289.00	\$0.00	\$0.00	\$1,840.00	\$3,129.00
5077 Exterminator	\$8,075.00	\$3,786.00	\$0.00	\$0.00	\$0.00	\$11,861.00
5089 Travel Expenses Allowed - N-State Employees	\$0.00	\$0.00	\$0.00	\$0.00	\$1,120.00	\$1,120.00
5092 Athletic Officials	\$48,555.50	\$77,014.87	\$0.00	\$1,260.00	\$0.00	\$126,830.37
5093 Contracted Labor	\$9,910.24	\$316,119.27	\$52,315.50	\$67,200.00	\$21,683.20	\$467,228.21
5097 Contracts - State Agencies	\$0.00	\$2,200.00	\$0.00	\$0.00	\$0.00	\$2,200.00
5101 Postage	\$27,149.33	\$90,794.66	\$2,002.50	\$838.42	\$279.45	\$121,064.36
5111 Telephone Services	\$99,039.81	\$279,003.70	\$15,128.91	\$14,867.14	\$1,115.44	\$409,155.00
5112 Late Chg, Int or Service Chg	\$0.00	\$89.63	\$0.00	\$0.00	\$0.00	\$89.63

DIVISION - 32 Red Clay Consolidated School District

Object Code & Title	State Division Funding	Current Expense Local	Other State	Other Local	Federal	Total
5125 Telecommunication Equipment	\$0.00	\$1,320.00	\$1,860.84	\$1,240.56	\$0.00	\$4,421.40
5201 Water and Sewer	\$90,270.08	\$335,000.00	\$385.12	\$0.00	\$0.00	\$425,655.20
5203 Electricity	\$2,127,775.04	\$1,120,000.00	\$0.00	\$0.00	\$0.00	\$3,247,775.04
5211 Heat by Natural Gas	\$523,445.96	\$1,170,000.00	\$0.00	\$0.00	\$0.00	\$1,693,445.96
5212 Heat/Cook by Propane Gas	\$0.00	\$20,034.64	\$0.00	\$0.00	\$0.00	\$20,034.64
5214 Heat by Oil	\$0.00	\$1,240.41	\$3,500.00	\$0.00	\$0.00	\$4,740.41
5332 Athletic	\$25,292.00	\$0.00	\$0.00	\$0.00	\$0.00	\$25,292.00
5333 General Comprehensive Liability	\$0.00	\$0.00	\$690.00	\$460.00	\$0.00	\$1,150.00
5334 Umbrella Liability Insurance	\$2,829.00	\$201,459.00	\$0.00	\$0.00	\$0.00	\$204,288.00
5401 Buildings other than Office SP	\$0.00	\$840.00	\$0.00	\$0.00	\$0.00	\$840.00
5402 Buildings- Office Space	\$43,116.86	\$607,086.12	\$39,080.12	\$128,466.87	\$0.00	\$817,749.97
5406 Rental	\$0.00	\$9,646.29	\$588.68	\$476.96	\$0.00	\$10,711.93
5411 PhotoCopier Equipment	\$1,375.00	\$477,512.65	\$5,125.00	\$3,373.72	\$0.00	\$487,386.37
5413 Other Office Machines and Equipment Rental	\$1,406.52	\$6,378.51	\$400.36	\$800.56	\$0.00	\$8,985.95
5423 Snow Removal Equip	\$0.00	\$925.00	\$0.00	\$4,290.00	\$0.00	\$5,215.00
5425 Regular Pupil Transportation	\$22,811.50	\$44,946.72	\$5,192,321.83	\$65,220.29	\$21,079.16	\$5,346,379.50
5426 Out-of-State Pupil Transportation	\$0.00	\$18,085.00	\$1,128.00	\$4,689.19	\$0.00	\$23,902.19
5427 Curriculum Trips	\$0.00	\$5,812.50	\$1,075.00	\$0.00	\$13,041.87	\$19,929.37
5428 After School Activity Transportation	\$18,154.00	\$64,341.69	\$158,260.00	\$0.00	\$8,717.00	\$249,472.69
5429 Athletic Transportation	\$44,344.50	\$54,884.00	\$2,240.00	\$0.00	\$0.00	\$101,468.50
5430 Cars - Common Van	\$0.00	\$668.53	\$6,000.00	\$0.00	\$0.00	\$6,668.53
5440 Computer Rentals and Leases	\$66,074.37	\$120,910.57	\$0.00	\$0.00	\$0.00	\$186,984.94
5456 Automated Access (User Fee)	\$33,412.51	\$61,335.28	\$619.80	\$8,000.31	\$0.00	\$103,367.90
5470 Oxygen Tanks	\$24.48	\$63.96	\$0.00	\$0.00	\$0.00	\$88.44
5500 Buildings/Grounds Repair	\$97,080.92	\$221,067.24	\$296,862.40	\$235,862.36	\$0.00	\$850,872.92
5501 Buildings - Maintenance Only	\$0.00	\$0.00	\$516.00	\$344.00	\$0.00	\$860.00

DIVISION - 32 Red Clay Consolidated School District

Object Code & Title	State Division Funding	Current Expense Local	Other State	Other Local	Federal	Total
5502 Grounds - Maint. Only Lawn Care	\$0.00	\$30,256.92	\$0.00	\$0.00	\$0.00	\$30,256.92
5504 Parking Lots - Maintenance Only	\$0.00	\$4,561.38	\$0.00	\$0.00	\$0.00	\$4,561.38
5505 Building and Grounds Maintenance Equipment	\$110.00	\$93.70	\$0.00	\$0.00	\$0.00	\$203.70
5506 Custodial Services Office/Building/Grounds	\$0.00	\$6,944.76	\$6,450.00	\$0.00	\$0.00	\$13,394.76
5507 Maintenance Agreements	\$14,938.53	\$137,597.35	\$3,014.00	\$124,480.94	\$5,536.00	\$285,566.82
5510 Equipment Repair	\$10,642.62	\$48,728.90	\$1,250.49	\$1,180.37	\$0.00	\$61,802.38
5511 Maintenance Contracts - All Office Equipment	\$38.63	\$60.00	\$4,465.00	\$0.00	\$0.00	\$4,563.63
5517 Repairs by Outside Vendor	\$3,905.50	\$32,194.90	\$59,502.29	\$37,336.55	\$0.00	\$132,939.24
5521 Cars	\$0.00	\$18.20	\$421.06	\$0.00	\$0.00	\$439.26
5522 Station Wagons and Vans	\$0.00	\$24.81	\$0.00	\$0.00	\$0.00	\$24.81
5524 Trucks & Trailers	\$495.48	\$1,124.07	\$0.00	\$0.00	\$0.00	\$1,619.55
5542 Trash Removal - Container	\$13,128.70	\$144,533.17	\$0.00	\$0.00	\$0.00	\$157,661.87
5544 Alarm and Signal Systems	\$87,606.09	\$390,949.04	\$91,366.17	\$60,910.79	\$0.00	\$630,832.09
5600 Printing	\$46,652.60	\$39,172.93	\$13.02	\$535.80	\$1,302.12	\$87,676.47
5602 Licenses and Permits	\$29,405.77	\$126,040.00	\$1,155.00	\$0.00	\$9,610.00	\$166,210.77
5610 Advertising	\$16,017.84	\$22,567.47	\$678.26	\$16,835.46	\$0.00	\$56,099.03
5631 Ath Conf Fees & Assoc Dues	\$42,586.00	\$50,521.17	\$16,780.37	\$4,400.90	\$17,690.73	\$131,979.17
5633 Notary Permit	\$0.00	\$104.40	\$0.00	\$0.00	\$0.00	\$104.40
5634 Examination Cost/Fees	\$0.00	\$14,729.65	\$0.00	\$450.00	\$0.00	\$15,179.65
5640 Commencement Costs Other than Speaker	\$0.00	\$467.80	\$162.88	\$0.00	\$0.00	\$630.68
5643 Food Service - Other	\$0.00	\$275.00	\$674.98	\$0.00	\$0.00	\$949.98
5645 Late Charges	\$5.93	\$33.01	\$0.00	\$0.00	\$0.00	\$38.94
5647 Student Body Activity	\$7,764.68	\$48,411.09	\$68,097.60	\$5,609.71	\$33,741.43	\$163,624.51
5648 Indirect Cost	\$0.00	\$0.00	\$0.00	\$0.00	\$832,885.76	\$832,885.76
5659 Commencement Rental	\$0.00	\$20,519.00	\$274.75	\$0.00	\$0.00	\$20,793.75
5660 Student Travel	\$0.00	\$23,543.43	\$4,282.70	\$542.25	\$2,228.09	\$30,596.47

DIVISION - 32 Red Clay Consolidated School District

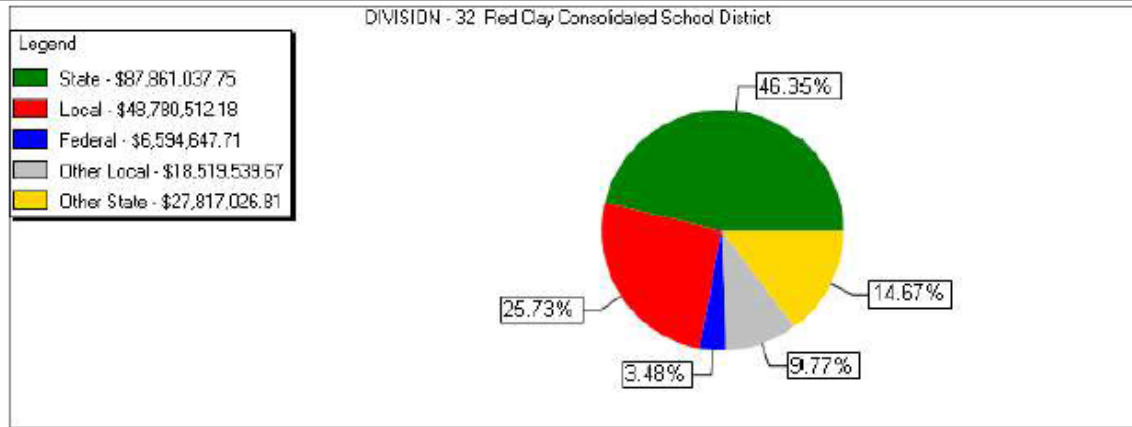
Object Code & Title	State Division Funding	Current Expense Local	Other State	Other Local	Federal	Total
5667 Training	\$2,500.00	\$11,914.00	\$361.24	\$0.00	\$3,885.00	\$18,660.24
5673 Administrative Workshop	\$0.00	\$388.60	\$0.00	\$0.00	\$12,500.00	\$12,888.60
5714 Moving Costs/Business	\$0.00	\$1,002.55	\$0.00	\$0.00	\$0.00	\$1,002.55
CONTRACTUAL SERVICES	\$3,689,341.91	\$9,787,058.55	\$7,780,943.33	\$1,309,558.42	\$2,226,483.20	\$24,793,385.41
6000 Office Supplies	\$105,344.15	\$204,583.94	\$27,468.98	\$18,889.46	\$3,753.37	\$360,039.90
6004 Photocopier Supplies	\$8,412.75	\$9,134.65	\$440.37	\$0.00	\$0.00	\$17,987.77
6011 Promotional Supplies	\$2,016.85	\$4,151.69	\$0.00	\$1,500.00	\$0.00	\$7,668.54
6070 Furniture not capital outlay	\$136,685.29	\$84,922.68	\$82,616.84	\$9,973.13	\$479.61	\$314,677.55
6088 Computer not capital outlay	\$65,959.09	\$225,067.47	\$18,859.98	\$0.00	\$137,981.83	\$447,868.37
6111 Food - Institutional	\$1,241.71	\$31,495.95	\$4,185.30	\$94,110.78	\$4,512.02	\$135,545.76
6140 Custodial Supplies	\$55,277.85	\$133,780.67	\$821.39	\$5,139.90	\$0.00	\$195,019.81
6145 Computer Supplies	\$89,748.97	\$305,102.56	\$169,678.84	\$6,268.60	\$146,400.81	\$717,199.78
6150 Instructional Supplies	\$901,524.88	\$1,046,104.94	\$457,393.58	\$32,870.14	\$394,411.41	\$2,832,304.95
6151 Subscriptions	\$10,866.52	\$13,209.68	\$39,901.11	\$8,966.73	\$0.00	\$72,944.04
6153 Manuals and Test Materials	\$2,361.85	\$133.75	\$521.00	\$0.00	\$0.00	\$3,016.60
6156 Audio/Visual	\$9,953.79	\$45,620.82	\$17,346.60	\$0.00	\$503.75	\$73,424.96
6157 Textbooks	\$62,476.04	\$100,957.31	\$20,795.32	\$181.47	\$2,666.45	\$187,076.59
6158 Technical/Reference Books	\$466.59	\$2,659.18	\$515.78	\$0.00	\$0.00	\$3,641.55
6160 Library Books - Consumable	\$7,864.87	\$10,486.32	\$361.81	\$0.00	\$1,979.99	\$20,692.99
6163 Medical Supplies/Medicines/Health Aids	\$14,681.26	\$12,109.71	\$917.50	\$1,720.26	\$511.78	\$29,940.51
6171 Gasoline	\$0.00	\$74,962.90	\$9,326.53	\$0.00	\$0.00	\$84,289.43
6174 Gas	\$25,305.46	\$44,950.46	\$9,363.68	\$1,758.66	\$0.00	\$81,378.26
6210 Vehicle Materials	\$43,576.99	\$78,150.40	\$22,045.66	\$0.00	\$0.00	\$143,773.05
6220 Maintenance and Building Materials	\$186,347.22	\$153,721.49	\$162.25	\$6,221.44	\$0.00	\$346,452.40
6230 Highway/Grounds Materials	\$8,862.50	\$500.00	\$737.49	\$0.00	\$0.00	\$10,099.99

DIVISION - 32 Red Clay Consolidated School District

Object Code & Title	State Division Funding	Current Expense Local	Other State	Other Local	Federal	Total
6250 Athletic Supplies	\$147,773.48	\$115,386.93	\$0.00	\$14,931.40	\$4,070.01	\$282,161.82
6251 Commencement Supplies	\$838.67	\$2,170.75	\$15.09	\$219.51	\$279.99	\$3,524.01
SUPPLIES AND MATERIALS	\$1,887,586.78	\$2,699,364.25	\$883,475.10	\$202,751.48	\$697,551.02	\$6,370,728.63
7002 Instructional Equipment	\$0.00	\$109.10	\$0.00	\$0.00	\$0.00	\$109.10
7010 General Equipment	\$107.59	\$3,149.00	\$0.00	\$0.00	\$0.00	\$3,256.59
7040 Audio Visual Equipment	\$0.00	\$6,777.84	\$0.00	\$0.00	\$0.00	\$6,777.84
7200 Custodial/Maintenance Equipment	\$28.24	\$54,885.00	\$0.00	\$0.00	\$0.00	\$54,913.24
CAPITAL OUTLAY - EQUIPMENT	\$135.83	\$64,920.94	\$0.00	\$0.00	\$0.00	\$65,056.77
8301 Building Alterations	\$0.00	\$465,181.65	\$105,483.00	\$70,322.00	\$0.00	\$640,986.65
8800 Computers	\$0.00	\$51.00	\$0.00	\$0.00	\$0.00	\$51.00
CAPITAL OUTLAY - PROPERTY	\$0.00	\$465,232.65	\$105,483.00	\$70,322.00	\$0.00	\$641,037.65
9075 Revenue Refund	\$0.00	\$45,591.00	\$0.00	\$472.50	\$0.00	\$46,063.50
NON APPROPRIATED EXPENSES	\$0.00	\$45,591.00	\$0.00	\$472.50	\$0.00	\$46,063.50
GRAND TOTALS	\$87,861,037.75	\$48,780,512.18	\$27,817,026.81	\$18,519,539.67	\$6,594,647.71	\$189,572,764.12

DIVISION - 32 Red Clay Consolidated School District

Object Code & Title	State Division Funding	Current Expense Local	Other State	Other Local	Federal	Total
---------------------	---------------------------	--------------------------	-------------	-------------	---------	-------



DIVISION - 54 Meadowood School

Object Code & Title	State Division Funding	Current Expense Local	Other State	Other Local	Federal	Total
1114 Principal	\$55,842.68	\$55,575.84	\$0.00	\$0.00	\$0.00	\$111,418.52
1120 Teachers	\$633,604.73	\$1,188,902.30	\$0.00	\$45,220.92	\$0.00	\$1,867,727.95
1128 Paraprofessionals	\$765,715.21	\$746,647.07	\$60,750.00	\$0.00	\$0.00	\$1,573,112.28
1134 Nurse/Hygienists	\$40,548.92	\$27,254.97	\$0.00	\$25,196.22	\$0.00	\$93,000.11
1140 Custodial/Maintenance Employees	\$81,708.93	\$40,410.40	\$0.00	\$0.00	\$0.00	\$122,119.33
1141 Clerical Schools	\$31,758.00	\$14,217.63	\$0.00	\$0.00	\$0.00	\$45,975.63
1148 Bus Drivers - Regular Trips	\$0.00	\$35,925.00	\$309,739.64	\$0.00	\$0.00	\$345,664.64
1149 Bus Aides	\$0.00	\$38,272.76	\$198,782.42	\$0.00	\$0.00	\$237,055.18
1150 Inservice Education Workshop	\$0.00	\$14,301.36	\$0.00	\$0.00	\$0.00	\$14,301.36
1152 Substitute Teachers	\$1,072.63	\$7,918.78	\$0.00	\$0.00	\$0.00	\$8,991.41
1153 Substitute Nurses	\$0.00	\$1,500.00	\$2,250.00	\$0.00	\$0.00	\$3,750.00
1157 EPER Miscellaneous	\$750.00	\$3,823.64	\$0.00	\$0.00	\$0.00	\$4,573.64
1158 Homebound Instruction	\$0.00	\$1,490.00	\$0.00	\$0.00	\$0.00	\$1,490.00
1160 Summer School	\$91,342.48	\$54,974.42	\$18,576.00	\$0.00	\$0.00	\$164,892.90
1168 Co-Op Work Study	\$0.00	\$170.00	\$0.00	\$0.00	\$0.00	\$170.00
1175 Shift Differential Sal	\$0.00	\$154.80	\$0.00	\$0.00	\$0.00	\$154.80
1181 Overtime Custodial	(\$3,107.55)	\$3,532.40	\$0.00	\$0.00	\$0.00	\$424.85
SALARIES	\$1,699,236.03	\$2,235,071.37	\$590,098.06	\$70,417.14	\$0.00	\$4,594,822.60
2001 Pensions/Employer's Share	\$242,611.34	\$382,760.12	\$76,939.45	\$3,998.61	\$0.00	\$706,309.52
2002 Health Insurance/Employer's Share	\$520,018.00	\$422,083.35	\$157,200.65	\$821.20	\$0.00	\$1,100,123.20
2004 Group Life Insurance	\$0.00	\$15,939.68	\$0.00	\$0.00	\$0.00	\$15,939.68
2005 Workers Compensation	\$26,809.18	\$43,851.42	\$9,144.00	\$441.00	\$0.00	\$80,245.60
2006 Social Security/Employer's Share	\$94,792.16	\$157,572.99	\$30,435.04	\$1,548.14	\$0.00	\$284,348.33
2009 Unemployment Insurance Benefits	\$2,610.21	\$4,215.87	\$954.94	\$42.84	\$0.00	\$7,823.86
2010 Prescription Plan	\$0.00	\$18.98	\$0.00	\$0.00	\$0.00	\$18.98

DIVISION - 54 Meadowood School

Object Code & Title	State Division Funding	Current Expense Local	Other State	Other Local	Federal	Total
2011 Dental Plan	\$0.00	\$189,140.32	\$0.00	\$0.00	\$0.00	\$189,140.32
2015 Disability Insurance	\$0.00	\$10,683.82	\$0.00	\$0.00	\$0.00	\$10,683.82
2016 Medicare/Employer's Share	\$22,169.56	\$36,605.39	\$7,364.61	\$362.06	\$0.00	\$66,501.62
2019 Flex Credit	\$0.00	\$15,606.75	\$0.00	\$0.00	\$0.00	\$15,606.75
2020 Flex Credits	\$0.00	\$193.84	\$0.00	\$0.00	\$0.00	\$193.84
2021 Vision	\$0.00	\$9,771.97	\$0.00	\$1,370.50	\$0.00	\$11,142.47
OTHER EMPLOYMENT COSTS	\$909,010.45	\$1,288,444.50	\$282,038.69	\$8,584.35	\$0.00	\$2,488,077.99
3604 Tuition - In- State Public Schools	\$0.00	\$17,379.95	\$0.00	\$0.00	\$0.00	\$17,379.95
GOVERNMENT SERVICES	\$0.00	\$17,379.95	\$0.00	\$0.00	\$0.00	\$17,379.95
4000 In-State Travel	\$80.80	\$905.05	\$0.00	\$204.85	\$0.00	\$1,190.70
TRAVEL	\$80.80	\$905.05	\$0.00	\$204.85	\$0.00	\$1,190.70
5000 Professional Services	\$80.00	\$33,696.92	\$435.00	\$0.00	\$0.00	\$34,211.92
5010 Medical/ Related Services	\$30,067.49	\$574,036.12	\$250.00	\$0.00	\$0.00	\$604,353.61
5015 Therapists	\$0.00	\$22,767.50	\$0.00	\$33,372.50	\$0.00	\$56,140.00
5061 Temporary Employment Services	\$0.00	\$0.00	\$6,435.00	\$0.00	\$0.00	\$6,435.00
5077 Exterminator	\$60.00	\$669.00	\$0.00	\$0.00	\$0.00	\$729.00
5101 Postage	\$218.95	\$24.78	\$0.00	\$0.00	\$0.00	\$243.73
5111 Telephone Services	\$4,375.10	\$8,480.00	\$2,905.00	\$0.00	\$0.00	\$15,760.10
5201 Water and Sewer	\$2,904.89	\$14,416.48	\$118.00	\$0.00	\$0.00	\$17,439.37
5203 Electricity	\$33,488.00	\$1,347.67	\$0.00	\$0.00	\$0.00	\$34,835.67
5211 Heat by Natural Gas	\$8,818.00	\$5,000.00	\$0.00	\$0.00	\$0.00	\$13,818.00
5212 Heat/Cook by Propane Gas	\$0.00	\$7.74	\$0.00	\$0.00	\$0.00	\$7.74
5214 Heat by Oil	\$0.00	\$1,500.00	\$1,500.00	\$0.00	\$0.00	\$3,000.00

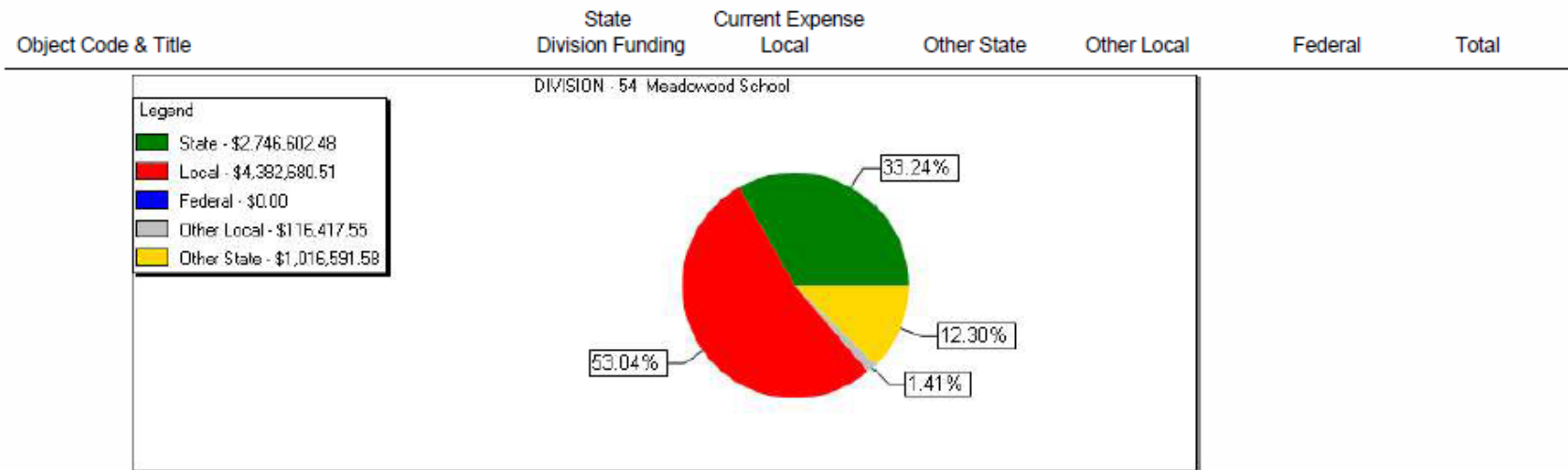
DIVISION - 54 Meadowood School

Object Code & Title	State Division Funding	Current Expense Local	Other State	Other Local	Federal	Total
5402 Buildings- Office Space	\$4,599.00	\$69.00	\$19,662.50	\$0.00	\$0.00	\$24,330.50
5406 Rental	\$171.69	\$0.00	\$0.00	\$0.00	\$0.00	\$171.69
5411 PhotoCopier Equipment	\$562.50	\$1,881.54	\$0.00	\$0.00	\$0.00	\$2,444.04
5413 Other Office Machines and Equipment Rental	\$0.00	\$22.20	\$239.52	\$0.00	\$0.00	\$261.72
5425 Regular Pupil Transportation	\$0.00	\$54,636.50	\$440.04	\$0.00	\$0.00	\$55,076.54
5427 Curriculum Trips	\$0.00	\$5,878.75	\$0.00	\$2,157.50	\$0.00	\$8,036.25
5456 Automated Access (User Fee)	\$0.00	\$0.00	\$371.88	\$0.00	\$0.00	\$371.88
5470 Oxygen Tanks	\$0.00	\$66.06	\$0.00	\$0.00	\$0.00	\$66.06
5500 Buildings/Grounds Repair	\$0.00	\$255.00	\$0.00	\$0.00	\$0.00	\$255.00
5506 Custodial Services Office/Building/Grounds	\$0.00	\$2,249.41	\$3,575.00	\$0.00	\$0.00	\$5,824.41
5507 Maintenance Agreements	\$0.00	\$0.00	\$1,106.55	\$0.00	\$0.00	\$1,106.55
5510 Equipment Repair	\$0.00	\$0.00	\$131.16	\$0.00	\$0.00	\$131.16
5517 Repairs by Outside Vendor	\$0.00	\$0.00	\$269.87	\$0.00	\$0.00	\$269.87
5521 Cars	\$0.00	\$127.63	\$0.00	\$0.00	\$0.00	\$127.63
5522 Station Wagons and Vans	\$0.00	\$2,190.68	\$0.00	\$0.00	\$0.00	\$2,190.68
5542 Trash Removal - Container	\$0.00	\$318.20	\$0.00	\$0.00	\$0.00	\$318.20
5544 Alarm and Signal Systems	\$3,081.00	\$9,807.20	\$0.00	\$0.00	\$0.00	\$12,888.20
5631 Ath Conf Fees & Assoc Dues	\$124.00	\$165.00	\$0.00	\$0.00	\$0.00	\$289.00
5643 Food Service - Other	\$0.00	\$8,212.15	\$0.00	\$0.00	\$0.00	\$8,212.15
5667 Training	\$0.00	\$0.00	\$439.29	\$0.00	\$0.00	\$439.29
CONTRACTUAL SERVICES	\$88,550.62	\$747,825.53	\$37,878.81	\$35,530.00	\$0.00	\$909,784.96
6000 Office Supplies	\$1,001.44	\$726.90	\$746.26	\$0.00	\$0.00	\$2,474.60
6140 Custodial Supplies	\$0.00	\$3,539.88	\$440.79	\$0.00	\$0.00	\$3,980.67
6145 Computer Supplies	\$2,789.61	\$1,496.99	\$5,748.28	\$0.00	\$0.00	\$10,034.88
6150 Instructional Supplies	\$39,154.37	\$17,644.70	\$938.56	\$1,681.21	\$0.00	\$59,418.84

DIVISION - 54 Meadowood School

Object Code & Title	State Division Funding	Current Expense Local	Other State	Other Local	Federal	Total
6151 Subscriptions	\$0.00	\$0.00	\$30.00	\$0.00	\$0.00	\$30.00
6163 Medical Supplies/Medicines/Health Aids	\$2,273.56	\$0.00	\$0.00	\$0.00	\$0.00	\$2,273.56
6171 Gasoline	\$3,000.00	\$329.93	\$83,717.37	\$0.00	\$0.00	\$87,047.30
6174 Gas	\$0.00	\$350.01	\$185.00	\$0.00	\$0.00	\$535.01
6210 Vehicle Materials	\$0.00	\$18,437.65	\$14,360.78	\$0.00	\$0.00	\$32,798.43
6220 Maintenance and Building Materials	\$1,505.60	\$490.41	\$73.75	\$0.00	\$0.00	\$2,069.76
6230 Highway/Grounds Materials	\$0.00	\$0.00	\$335.23	\$0.00	\$0.00	\$335.23
SUPPLIES AND MATERIALS	\$49,724.58	\$43,016.47	\$106,576.02	\$1,681.21	\$0.00	\$200,998.28
7110 Vehicles	\$0.00	\$20,698.00	\$0.00	\$0.00	\$0.00	\$20,698.00
CAPITAL OUTLAY - EQUIPMENT	\$0.00	\$20,698.00	\$0.00	\$0.00	\$0.00	\$20,698.00
8800 Computers	\$0.00	\$29,339.64	\$0.00	\$0.00	\$0.00	\$29,339.64
CAPITAL OUTLAY - PROPERTY	\$0.00	\$29,339.64	\$0.00	\$0.00	\$0.00	\$29,339.64
GRAND TOTALS	\$2,746,602.48	\$4,382,680.51	\$1,016,591.58	\$116,417.55	\$0.00	\$8,262,292.12

DIVISION - 54 Meadowood School



DIVISION - 58 Intensive Learning Center-Red Clay

Object Code & Title	State Division Funding	Current Expense Local	Other State	Other Local	Federal	Total
1114 Principal	\$127,285.38	\$78,261.33	\$0.00	\$0.00	\$0.00	\$205,546.71
1116 Assistant Principals	\$8,170.27	\$8,129.59	\$0.00	\$0.00	\$0.00	\$16,299.86
1120 Teachers	\$1,563,250.28	\$1,448,217.32	\$122,811.00	\$0.00	\$0.00	\$3,134,278.60
1128 Paraprofessionals	\$1,060,263.58	\$310,838.00	\$0.00	\$0.00	\$0.00	\$1,371,101.58
1129 Disruptive Students	\$0.00	\$1,352.33	\$0.00	\$0.00	\$0.00	\$1,352.33
1130 Driver Education	\$0.00	(\$429.27)	\$0.00	\$0.00	\$0.00	(\$429.27)
1134 Nurse/Hygienists	\$0.00	\$16,949.08	\$0.00	\$14,519.48	\$0.00	\$31,468.56
1138 Clerical - Support Services	\$262.35	\$90.62	\$0.00	\$0.00	\$0.00	\$352.97
1140 Custodial/Maintenance Employees	\$135,913.98	\$70,302.44	\$0.00	\$0.00	\$0.00	\$206,216.42
1141 Clerical Schools	\$100,545.46	\$42,449.88	\$0.00	\$0.00	\$0.00	\$142,995.34
1148 Bus Drivers - Regular Trips	\$0.00	\$28,066.37	\$129,386.73	\$0.00	\$0.00	\$157,453.10
1149 Bus Aides	\$0.00	\$45,286.77	\$134,192.23	\$0.00	\$0.00	\$179,479.00
1152 Substitute Teachers	\$0.00	\$48,311.62	\$0.00	\$0.00	\$0.00	\$48,311.62
1153 Substitute Nurses	\$0.00	\$1,837.50	\$0.00	\$0.00	\$0.00	\$1,837.50
1154 EPER Athletic Salaries	\$0.00	\$3,143.00	\$0.00	\$0.00	\$0.00	\$3,143.00
1156 EPER Extra Curricular Activities	\$0.00	\$16,384.90	\$0.00	\$0.00	\$0.00	\$16,384.90
1157 EPER Miscellaneous	\$662.49	\$26,056.64	\$0.00	\$0.00	\$0.00	\$26,719.13
1158 Homebound Instruction	\$0.00	\$4,590.00	\$0.00	\$0.00	\$0.00	\$4,590.00
1160 Summer School	\$6,334.26	\$5,949.66	\$0.00	\$0.00	\$0.00	\$12,283.92
1170 Substitute Custodial	\$0.00	\$770.40	\$0.00	\$0.00	\$0.00	\$770.40
1175 Shift Differential Sal	\$0.00	\$66.85	\$0.00	\$0.00	\$0.00	\$66.85
1180 Overtime Clerical	\$0.00	\$2,234.08	\$0.00	\$0.00	\$0.00	\$2,234.08
1181 Overtime Custodial	(\$4,552.56)	\$3,278.62	\$0.00	\$0.00	\$0.00	(\$1,273.94)
SALARIES	\$2,998,135.49	\$2,162,137.73	\$386,389.96	\$14,519.48	\$0.00	\$5,561,182.66
2001 Pensions/Employer's Share	\$420,543.95	\$400,734.48	\$41,886.61	\$3,066.20	\$0.00	\$866,231.24

DIVISION - 58 Intensive Learning Center-Red Clay

Object Code & Title	State Division Funding	Current Expense Local	Other State	Other Local	Federal	Total
2002 Health Insurance/Employer's Share	\$775,607.56	\$339,336.14	\$85,357.47	\$2,772.79	\$0.00	\$1,203,073.96
2004 Group Life Insurance	\$0.00	\$20,287.81	\$0.00	\$0.00	\$0.00	\$20,287.81
2005 Workers Compensation	\$46,193.76	\$45,640.05	\$4,947.73	\$420.76	\$0.00	\$97,202.30
2006 Social Security/Employer's Share	\$163,876.54	\$163,949.50	\$14,395.57	\$1,499.21	\$0.00	\$343,720.82
2009 Unemployment Insurance Benefits	\$4,826.41	\$4,058.72	\$528.31	\$49.36	\$0.00	\$9,462.80
2010 Prescription Plan	\$0.00	\$13.60	\$0.00	\$0.00	\$0.00	\$13.60
2011 Dental Plan	\$0.00	\$204,926.79	\$32.30	\$0.00	\$0.00	\$204,959.09
2015 Disability Insurance	\$0.00	\$15,010.46	\$0.00	\$0.00	\$0.00	\$15,010.46
2016 Medicare/Employer's Share	\$37,576.53	\$39,164.09	\$3,460.83	\$280.16	\$0.00	\$80,481.61
2019 Flex Credit	\$817.83	\$16,381.76	\$2.70	\$0.00	\$0.00	\$17,202.29
2020 Flex Credits	\$0.00	\$66.31	\$0.00	\$0.00	\$0.00	\$66.31
2021 Vision	\$0.00	\$10,283.25	\$0.00	\$0.00	\$0.00	\$10,283.25
OTHER EMPLOYMENT COSTS	\$1,449,442.58	\$1,259,852.96	\$150,611.52	\$8,088.48	\$0.00	\$2,867,995.54
4000 In-State Travel	\$36.00	\$243.60	\$0.00	\$0.00	\$0.00	\$279.60
TRAVEL	\$36.00	\$243.60	\$0.00	\$0.00	\$0.00	\$279.60
5000 Professional Services	\$0.00	\$329.60	\$3,743.20	\$0.00	\$0.00	\$4,072.80
5010 Medical/ Related Services	\$0.00	\$450.00	\$250.00	\$0.00	\$0.00	\$700.00
5011 Medical Doctor	\$725.00	\$0.00	\$0.00	\$0.00	\$0.00	\$725.00
5015 Therapists	\$36,498.13	\$712,889.99	\$0.00	\$18,384.84	\$0.00	\$767,772.96
5061 Temporary Employment Services	\$0.00	\$18,500.00	\$23,964.80	\$0.00	\$0.00	\$42,464.80
5077 Exterminator	\$259.00	\$1,563.00	\$0.00	\$0.00	\$0.00	\$1,822.00
5092 Athletic Officials	\$0.00	\$207.00	\$0.00	\$0.00	\$0.00	\$207.00
5101 Postage	\$1,755.39	\$2,584.68	\$0.00	\$90.15	\$0.00	\$4,430.22
5111 Telephone Services	\$5,250.00	\$7,770.00	\$2,270.00	\$0.00	\$0.00	\$15,290.00

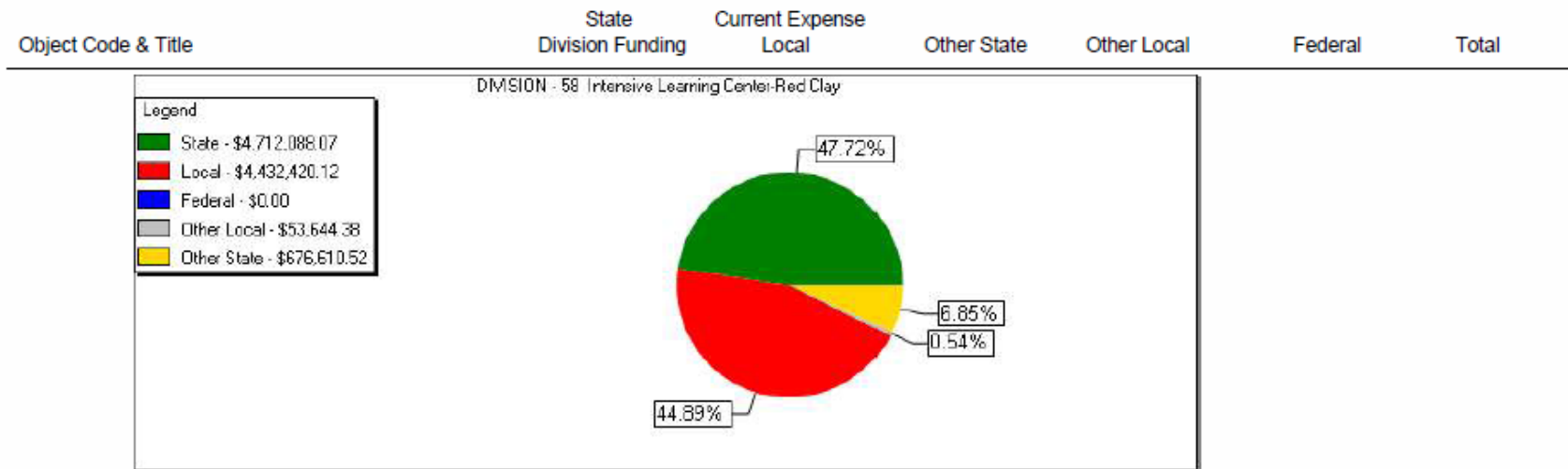
DIVISION - 58 Intensive Learning Center-Red Clay

Object Code & Title	State Division Funding	Current Expense Local	Other State	Other Local	Federal	Total
5201 Water and Sewer	\$3,370.63	\$12,025.96	\$96.16	\$0.00	\$0.00	\$15,492.75
5203 Electricity	\$97,967.00	\$508.79	\$0.00	\$0.00	\$0.00	\$98,475.79
5211 Heat by Natural Gas	\$27,900.00	\$62,078.61	\$0.00	\$0.00	\$0.00	\$89,978.61
5212 Heat/Cook by Propane Gas	\$0.00	\$5.16	\$0.00	\$0.00	\$0.00	\$5.16
5214 Heat by Oil	\$0.00	\$444.19	\$0.00	\$0.00	\$0.00	\$444.19
5402 Buildings- Office Space	\$0.00	\$725.25	\$15,004.75	\$0.00	\$0.00	\$15,730.00
5411 PhotoCopier Equipment	\$2,575.00	\$6,326.59	\$0.00	\$0.00	\$0.00	\$8,901.59
5413 Other Office Machines and Equipment Rental	\$0.00	\$0.00	\$193.95	\$0.00	\$0.00	\$193.95
5425 Regular Pupil Transportation	\$0.00	\$1,158.00	\$0.00	\$0.00	\$0.00	\$1,158.00
5427 Curriculum Trips	\$0.00	\$1,408.00	\$0.00	\$0.00	\$0.00	\$1,408.00
5456 Automated Access (User Fee)	\$0.00	\$0.00	\$247.92	\$0.00	\$0.00	\$247.92
5500 Buildings/Grounds Repair	\$490.00	\$825.00	\$0.00	\$0.00	\$0.00	\$1,315.00
5505 Building and Grounds Maintenance Equipment	\$800.00	\$0.00	\$0.00	\$0.00	\$0.00	\$800.00
5506 Custodial Services Office/Building/Grounds	\$0.00	\$1,049.13	\$3,515.00	\$0.00	\$0.00	\$4,564.13
5507 Maintenance Agreements	\$0.00	\$0.00	\$885.24	\$0.00	\$0.00	\$885.24
5510 Equipment Repair	\$0.00	\$989.00	\$104.93	\$0.00	\$0.00	\$1,093.93
5517 Repairs by Outside Vendor	\$465.00	\$132.00	\$387.75	\$0.00	\$0.00	\$984.75
5542 Trash Removal - Container	\$473.78	\$4,859.40	\$0.00	\$0.00	\$0.00	\$5,333.18
5544 Alarm and Signal Systems	\$1,199.00	\$22,974.76	\$0.00	\$0.00	\$0.00	\$24,173.76
5600 Printing	\$0.00	\$1,096.18	\$0.00	\$0.00	\$0.00	\$1,096.18
5610 Advertising	\$0.00	\$161.04	\$0.00	\$0.00	\$0.00	\$161.04
5631 Ath Conf Fees & Assoc Dues	\$500.00	\$0.00	\$0.00	\$0.00	\$0.00	\$500.00
5643 Food Service - Other	\$0.00	\$7,270.84	\$0.00	\$8,622.53	\$0.00	\$15,893.37
5647 Student Body Activity	\$1,166.70	\$799.05	\$0.00	\$0.00	\$0.00	\$1,965.75
5660 Student Travel	\$0.00	\$0.00	\$0.00	\$295.00	\$0.00	\$295.00
CONTRACTUAL SERVICES	\$181,394.63	\$869,131.22	\$50,663.70	\$27,392.52	\$0.00	\$1,128,582.07

DIVISION - 58 Intensive Learning Center-Red Clay

Object Code & Title	State Division Funding	Current Expense Local	Other State	Other Local	Federal	Total
6000 Office Supplies	\$22,511.77	\$15,570.75	\$463.00	\$0.00	\$0.00	\$38,545.52
6004 Photocopier Supplies	\$312.00	\$0.00	\$0.00	\$0.00	\$0.00	\$312.00
6011 Promotional Supplies	\$0.00	\$1,395.00	\$0.00	\$0.00	\$0.00	\$1,395.00
6070 Furniture not capital outlay	\$1,521.40	\$0.00	\$0.00	\$0.00	\$0.00	\$1,521.40
6088 Computer not capital outlay	\$0.00	\$34,495.31	\$0.00	\$0.00	\$0.00	\$34,495.31
6111 Food - Institutional	\$0.00	\$105.05	\$0.00	\$0.00	\$0.00	\$105.05
6140 Custodial Supplies	\$73.50	\$87.04	\$306.88	\$0.00	\$0.00	\$467.42
6145 Computer Supplies	\$8,275.89	\$8,118.26	\$1,717.65	\$0.00	\$0.00	\$18,111.80
6150 Instructional Supplies	\$42,863.23	\$57,418.86	\$10,494.66	\$3,643.90	\$0.00	\$114,420.65
6151 Subscriptions	\$0.00	\$335.53	\$50.00	\$0.00	\$0.00	\$385.53
6153 Manuals and Test Materials	\$3,970.08	\$84.25	\$0.00	\$0.00	\$0.00	\$4,054.33
6157 Textbooks	\$0.00	\$5,787.00	\$0.00	\$0.00	\$0.00	\$5,787.00
6163 Medical Supplies/Medicines/Health Aids	\$1,653.95	\$40.10	\$0.00	\$0.00	\$0.00	\$1,694.05
6171 Gasoline	\$0.00	\$0.00	\$64,487.17	\$0.00	\$0.00	\$64,487.17
6174 Gas	\$0.00	\$405.42	\$133.15	\$0.00	\$0.00	\$538.57
6210 Vehicle Materials	\$1,569.00	\$10,016.42	\$10,965.65	\$0.00	\$0.00	\$22,551.07
6220 Maintenance and Building Materials	\$0.00	\$5,909.06	\$59.00	\$0.00	\$0.00	\$5,968.06
6230 Highway/Grounds Materials	\$0.00	\$0.00	\$268.18	\$0.00	\$0.00	\$268.18
6250 Athletic Supplies	\$328.55	\$463.50	\$0.00	\$0.00	\$0.00	\$792.05
SUPPLIES AND MATERIALS	\$83,079.37	\$140,231.55	\$88,945.34	\$3,643.90	\$0.00	\$315,900.16
8800 Computers	\$0.00	\$823.06	\$0.00	\$0.00	\$0.00	\$823.06
CAPITAL OUTLAY - PROPERTY	\$0.00	\$823.06	\$0.00	\$0.00	\$0.00	\$823.06
GRAND TOTALS	\$4,712,088.07	\$4,432,420.12	\$676,610.52	\$53,644.38	\$0.00	\$9,874,763.09

DIVISION - 58 Intensive Learning Center-Red Clay



TOTAL ALL DIVISIONS

Object Code & Title	State Division Funding	Current Expense Local	Other State	Other Local	Federal	Total
1101 Chief School Officer	\$103,000.96	\$65,426.55	\$3,115.55	\$0.00	\$0.00	\$171,543.06
1105 Assistant Superintendent	\$233,021.70	\$156,954.84	\$5,475.38	\$0.00	\$0.00	\$395,451.92
1106 Directors - Administration	\$156,095.02	\$109,515.63	\$4,481.50	\$0.00	\$0.00	\$270,092.15
1107 Directors - Instruction	\$312,816.30	\$168,666.51	\$8,485.56	\$0.00	\$64,368.17	\$554,336.54
1108 Admin Assistant - Executive	\$70,939.47	\$37,160.32	\$1,423.77	\$0.00	\$0.00	\$109,523.56
1110 Supervisors- Instruction	\$80,829.54	\$27,764.32	\$50,170.76	\$59,095.52	\$0.00	\$217,860.14
1111 Supervisors- Support Services	\$441,590.16	\$157,341.48	\$9,377.59	\$104,511.49	\$59,615.22	\$772,435.94
1112 Specialist- Support Services	\$227,965.23	\$86,574.31	\$4,370.61	\$102,330.06	\$33,761.52	\$455,001.73
1113 Specialist-Transportation	\$2,153.53	\$146,055.63	\$107,534.97	\$5,458.56	\$0.00	\$261,202.69
1114 Principal	\$1,930,027.57	\$1,072,170.25	\$153,676.20	\$4,306.85	\$0.00	\$3,160,180.87
1116 Assistant Principals	\$1,287,789.20	\$793,876.66	\$34,677.02	\$0.00	\$0.00	\$2,116,342.88
1117 Specialists- Maintenance	\$0.00	\$225.42	\$0.00	\$0.00	\$0.00	\$225.42
1118 Coordinators	\$3,860.71	\$285.36	\$24,390.20	\$55,625.16	\$9,064.85	\$93,226.28
1119 Guidance Counselors	\$0.00	\$1,239.97	\$28,678.11	\$1,782.00	\$3,994.65	\$35,694.73
1120 Teachers	\$43,701,976.38	\$15,513,141.89	\$1,618,523.10	\$1,520,716.88	\$1,833,918.34	\$64,188,276.59
1122 Visiting Teachers	\$143,141.53	\$69,425.16	\$7,134.26	\$0.00	\$0.00	\$219,700.95
1124 Psychologists	\$262,351.96	\$133,492.65	\$21,600.05	\$6,810.84	\$0.00	\$424,255.50
1126 Speech and Hearing	\$291,442.30	\$139,619.95	\$30,228.80	\$0.00	\$21,080.00	\$482,371.05
1127 Gifted and Talented	\$0.00	\$520.13	\$0.00	\$0.00	\$0.00	\$520.13
1128 Paraprofessionals	\$1,831,577.84	\$1,073,546.37	\$168,841.81	\$332,547.68	\$264,682.60	\$3,671,196.30
1129 Disruptive Students	\$0.00	\$15,743.99	\$334,036.18	\$0.00	\$0.00	\$349,780.17
1130 Driver Education	\$327,875.24	\$160,820.19	\$35,402.20	\$0.00	\$0.00	\$524,097.63
1134 Nurse/Hygienists	\$987,812.08	\$295,222.24	\$12,073.11	\$419,468.40	\$0.00	\$1,714,575.83
1138 Clerical - Support Services	\$1,435,665.13	\$620,092.09	\$199,776.65	\$108,744.33	\$21,187.02	\$2,385,465.22
1140 Custodial/Maintenance Employees	\$4,625,016.38	\$2,038,240.95	\$435,296.19	\$323,107.59	\$0.00	\$7,421,661.11
1141 Clerical Schools	\$1,105,407.03	\$391,797.81	\$63,194.79	\$0.00	\$0.00	\$1,560,399.63

TOTAL ALL DIVISIONS

Object Code & Title	State Division Funding	Current Expense Local	Other State	Other Local	Federal	Total
1143 Cafeteria Substitute	\$0.00	\$0.00	\$0.00	\$100,918.59	\$0.00	\$100,918.59
1144 Cafeteria Manager	\$375,919.84	\$0.00	\$0.00	\$182,828.50	\$0.00	\$558,748.34
1145 Cafeteria Workers	\$1,046,901.68	\$0.00	\$0.00	\$703,953.03	\$0.00	\$1,750,854.71
1146 Transportation Supervisors	\$60,499.40	\$65,302.32	\$102,963.44	\$0.00	\$0.00	\$228,765.16
1148 Bus Drivers - Regular Trips	\$0.00	\$409,052.97	\$558,185.34	\$0.00	\$0.00	\$967,238.31
1149 Bus Aides	\$0.00	\$146,121.10	\$427,125.85	\$0.00	\$0.00	\$573,246.95
1150 Inservice Education Workshop	\$0.00	\$15,757.71	\$0.00	\$0.00	\$0.00	\$15,757.71
1152 Substitute Teachers	\$9,004.45	\$472,999.39	\$61,936.18	\$162.50	\$10,455.83	\$554,558.35
1153 Substitute Nurses	\$0.00	\$27,423.75	\$2,437.50	\$0.00	\$93.75	\$29,955.00
1154 EPER Athletic Salaries	\$0.00	\$616,751.25	\$140.00	\$19,735.40	\$0.00	\$636,626.65
1156 EPER Extra Curricular Activities	(\$955.15)	\$522,340.88	\$11,107.94	\$4,281.48	\$0.00	\$536,775.15
1157 EPER Miscellaneous	\$54,525.88	\$389,626.44	\$170,119.44	\$113,384.10	\$165,342.85	\$892,998.71
1158 Homebound Instruction	\$0.00	\$12,015.00	\$0.00	\$0.00	\$29,033.00	\$41,048.00
1160 Summer School	\$128,367.73	\$90,269.57	\$48,082.06	\$78,136.10	\$0.00	\$344,855.46
1162 Evening School	\$0.00	\$920.70	\$190,427.18	\$9,638.27	\$8,595.49	\$209,581.64
1164 Bldg Grounds Supervisor	\$66,768.07	\$34,075.02	\$7,549.40	\$0.00	\$0.00	\$108,392.49
1168 Co-Op Work Study	\$0.00	\$31,614.58	\$1,292.36	\$0.00	\$2,560.00	\$35,466.94
1170 Substitute Custodial	\$0.00	\$166,824.38	\$14,406.48	\$238.03	\$0.00	\$181,468.89
1175 Shift Differential Sal	\$0.00	\$16,132.00	\$3,210.90	\$454.32	\$0.00	\$19,797.22
1180 Overtime Clerical	\$31,607.73	\$20,478.21	\$3,154.68	\$4,580.67	\$450.63	\$60,271.92
1181 Overtime Custodial	(\$21,416.74)	\$255,872.13	\$21,853.50	\$96,556.21	\$0.00	\$352,865.10
1182 Overtime Food Service	\$0.00	\$0.00	\$0.00	\$80,153.31	\$0.00	\$80,153.31
SALARIES	\$61,313,578.15	\$26,568,498.07	\$4,985,956.61	\$4,439,525.87	\$2,528,203.92	\$99,835,762.62
2001 Pensions/Employer's Share	\$9,305,350.74	\$4,582,200.78	\$461,850.72	\$624,465.78	\$376,453.84	\$15,350,321.86
2002 Health Insurance/Employer's Share	\$13,488,929.25	\$1,759,694.60	\$524,494.50	\$195,411.57	\$416,379.17	\$16,384,909.09

TOTAL ALL DIVISIONS

Object Code & Title	State Division Funding	Current Expense Local	Other State	Other Local	Federal	Total
2004 Group Life Insurance	\$0.00	\$238,853.94	\$74.85	\$14,739.11	\$4,889.10	\$258,557.00
2005 Workers Compensation	\$962,680.75	\$523,431.29	\$138,593.50	\$76,054.39	\$44,428.39	\$1,745,188.32
2006 Social Security/Employer's Share	\$3,377,274.97	\$1,833,546.59	\$463,294.36	\$290,183.94	\$156,504.04	\$6,120,803.90
2009 Unemployment Insurance Benefits	\$94,045.22	\$50,228.33	\$13,825.47	\$7,243.49	\$4,257.55	\$169,600.06
2010 Prescription Plan	\$0.00	\$333.34	\$0.00	\$0.00	\$0.00	\$333.34
2011 Dental Plan	\$0.00	\$2,081,192.85	\$838.88	\$182,323.24	\$46,192.24	\$2,310,547.21
2012 Blood Bank	\$0.00	\$0.00	\$0.00	\$10.00	\$0.00	\$10.00
2015 Disability Insurance	\$0.00	\$193,152.29	\$25.94	\$8,065.26	\$2,506.06	\$203,749.55
2016 Medicare/Employer's Share	\$795,449.39	\$434,491.40	\$114,390.80	\$63,449.95	\$36,809.90	\$1,444,591.44
2019 Flex Credit	\$817.83	\$170,758.20	\$25,311.14	\$29,912.68	\$5,555.26	\$232,355.11
2020 Flex Credits	\$0.00	\$923.24	\$216.35	\$144.74	\$0.00	\$1,284.33
2021 Vision	\$0.00	\$63,151.83	\$0.00	\$1,370.50	\$0.00	\$64,522.33
OTHER EMPLOYMENT COSTS	\$28,024,548.15	\$11,931,958.68	\$1,742,916.51	\$1,493,374.65	\$1,093,975.55	\$44,286,773.54
3301 Debt Service/Interest	\$0.00	\$0.00	\$3,803,049.20	\$3,203,799.38	\$0.00	\$7,006,848.58
3302 Debt Service/Principal	\$0.00	\$0.00	\$9,655,817.43	\$4,850,405.00	\$0.00	\$14,506,222.43
3603 Tuition Reimbursements	\$0.00	\$76,859.65	\$3,940.00	\$0.00	\$0.00	\$80,799.65
3604 Tuition - In- State Public Schools	\$0.00	\$4,072,959.84	\$0.00	\$2,619,536.86	\$0.00	\$6,692,496.70
3605 Tuition - Out of State or Private	\$0.00	\$0.00	\$250,612.25	\$423,612.87	\$0.00	\$674,225.12
GOVERNMENT SERVICES	\$0.00	\$4,149,819.49	\$13,713,418.88	\$11,097,354.11	\$0.00	\$28,960,592.48
4000 In-State Travel	\$1,759.48	\$21,149.75	\$2,793.30	\$2,427.14	\$13,234.60	\$41,364.27
4100 Out-of-State Travel	\$28.80	\$10,953.96	\$11,178.31	\$5,567.80	\$35,199.42	\$62,928.29
TRAVEL	\$1,788.28	\$32,103.71	\$13,971.61	\$7,994.94	\$48,434.02	\$104,292.56
5000 Professional Services	\$43,359.78	\$1,913,212.08	\$222,692.10	\$53,338.89	\$457,913.04	\$2,690,515.89

TOTAL ALL DIVISIONS

Object Code & Title	State Division Funding	Current Expense Local	Other State	Other Local	Federal	Total
5001 Professional Fees/Architects	\$0.00	\$0.00	\$0.00	\$6,580.00	\$0.00	\$6,580.00
5002 Professional Fees/Engineers	\$0.00	\$0.00	\$1,800.00	\$1,200.00	\$0.00	\$3,000.00
5008 Inspection Fees	\$175.00	\$0.00	\$0.00	\$0.00	\$0.00	\$175.00
5010 Medical/ Related Services	\$44,967.49	\$590,767.06	\$513,039.00	\$445,966.00	\$0.00	\$1,594,739.55
5011 Medical Doctor	\$2,125.00	\$2,437.50	\$2,011.00	\$0.00	\$0.00	\$6,573.50
5014 Psychologist	\$0.00	\$0.00	\$0.00	\$0.00	\$24,875.00	\$24,875.00
5015 Therapists	\$36,498.13	\$861,183.73	\$344,243.01	\$51,979.34	\$459,119.64	\$1,753,023.85
5018 Medical Contractor	\$0.00	\$0.00	\$1,441.96	\$0.00	\$0.00	\$1,441.96
5020 Legal Services	\$35,000.00	\$421,064.40	\$0.00	\$0.00	\$0.00	\$456,064.40
5029 Arbitrators	\$0.00	\$369.40	\$0.00	\$1,961.69	\$0.00	\$2,331.09
5043 Auditors	\$0.00	\$82,057.00	\$0.00	\$2,260.50	\$5,101.50	\$89,419.00
5051 Educational Consultants - Individual	\$24,845.62	\$13,472.02	\$11,400.00	\$3,990.00	\$100,000.00	\$153,707.64
5052 Educational Consultants - Company	\$1,320.00	\$30,491.50	\$105,400.00	\$1,640.00	\$37,530.08	\$176,381.58
5054 Interpreters	\$60.00	\$1,009.60	\$19,647.50	\$0.00	\$89,396.88	\$110,113.98
5061 Temporary Employment Services	\$0.00	\$761,681.85	\$553,751.06	\$2,726.19	\$61,197.37	\$1,379,356.47
5065 Travel Reimb - non state emp	\$0.00	\$0.00	\$1,545.83	\$0.00	\$3,094.44	\$4,640.27
5074 Outside Computer Services - N-State Agenices	\$2,420.52	\$1,350.00	\$0.00	\$0.00	\$0.00	\$3,770.52
5075 Computer Consulting Services	\$0.00	\$1,289.00	\$0.00	\$0.00	\$1,840.00	\$3,129.00
5077 Exterminator	\$8,394.00	\$6,018.00	\$0.00	\$0.00	\$0.00	\$14,412.00
5089 Travel Expenses Allowed - N-State Employees	\$0.00	\$0.00	\$0.00	\$0.00	\$1,120.00	\$1,120.00
5092 Athletic Officials	\$48,555.50	\$77,221.87	\$0.00	\$1,260.00	\$0.00	\$127,037.37
5093 Contracted Labor	\$9,910.24	\$316,119.27	\$52,315.50	\$67,200.00	\$21,683.20	\$467,228.21
5097 Contracts - State Agencies	\$0.00	\$2,200.00	\$0.00	\$0.00	\$0.00	\$2,200.00
5101 Postage	\$29,123.67	\$93,404.12	\$2,002.50	\$928.57	\$279.45	\$125,738.31
5111 Telephone Services	\$108,664.91	\$295,253.70	\$20,303.91	\$14,867.14	\$1,115.44	\$440,205.10
5112 Late Chg, Int or Service Chg	\$0.00	\$89.63	\$0.00	\$0.00	\$0.00	\$89.63

TOTAL ALL DIVISIONS

Object Code & Title	State Division Funding	Current Expense Local	Other State	Other Local	Federal	Total
5125 Telecommunication Equipment	\$0.00	\$1,320.00	\$1,860.84	\$1,240.56	\$0.00	\$4,421.40
5201 Water and Sewer	\$96,545.60	\$361,442.44	\$599.28	\$0.00	\$0.00	\$458,587.32
5203 Electricity	\$2,259,230.04	\$1,121,856.46	\$0.00	\$0.00	\$0.00	\$3,381,086.50
5211 Heat by Natural Gas	\$560,163.96	\$1,237,078.61	\$0.00	\$0.00	\$0.00	\$1,797,242.57
5212 Heat/Cook by Propane Gas	\$0.00	\$20,047.54	\$0.00	\$0.00	\$0.00	\$20,047.54
5214 Heat by Oil	\$0.00	\$3,184.60	\$5,000.00	\$0.00	\$0.00	\$8,184.60
5332 Athletic	\$25,292.00	\$0.00	\$0.00	\$0.00	\$0.00	\$25,292.00
5333 General Comprehensive Liability	\$0.00	\$0.00	\$690.00	\$460.00	\$0.00	\$1,150.00
5334 Umbrella Liability Insurance	\$2,829.00	\$201,459.00	\$0.00	\$0.00	\$0.00	\$204,288.00
5401 Buildings other than Office SP	\$0.00	\$840.00	\$0.00	\$0.00	\$0.00	\$840.00
5402 Buildings- Office Space	\$47,715.86	\$607,880.37	\$73,747.37	\$128,466.87	\$0.00	\$857,810.47
5406 Rental	\$171.69	\$9,646.29	\$588.68	\$476.96	\$0.00	\$10,883.62
5411 PhotoCopier Equipment	\$4,512.50	\$485,720.78	\$5,125.00	\$3,373.72	\$0.00	\$498,732.00
5413 Other Office Machines and Equipment Rental	\$1,406.52	\$6,400.71	\$833.83	\$800.56	\$0.00	\$9,441.62
5423 Snow Removal Equip	\$0.00	\$925.00	\$0.00	\$4,290.00	\$0.00	\$5,215.00
5425 Regular Pupil Transportation	\$22,811.50	\$100,741.22	\$5,192,761.87	\$65,220.29	\$21,079.16	\$5,402,614.04
5426 Out-of-State Pupil Transportation	\$0.00	\$18,085.00	\$1,128.00	\$4,689.19	\$0.00	\$23,902.19
5427 Curriculum Trips	\$0.00	\$13,099.25	\$1,075.00	\$2,157.50	\$13,041.87	\$29,373.62
5428 After School Activity Transportation	\$18,154.00	\$64,341.69	\$158,260.00	\$0.00	\$8,717.00	\$249,472.69
5429 Athletic Transportation	\$44,344.50	\$54,884.00	\$2,240.00	\$0.00	\$0.00	\$101,468.50
5430 Cars - Common Van	\$0.00	\$668.53	\$6,000.00	\$0.00	\$0.00	\$6,668.53
5440 Computer Rentals and Leases	\$66,074.37	\$120,910.57	\$0.00	\$0.00	\$0.00	\$186,984.94
5456 Automated Access (User Fee)	\$33,412.51	\$61,335.28	\$1,239.60	\$8,000.31	\$0.00	\$103,987.70
5470 Oxygen Tanks	\$24.48	\$130.02	\$0.00	\$0.00	\$0.00	\$154.50
5500 Buildings/Grounds Repair	\$97,570.92	\$222,147.24	\$296,862.40	\$235,862.36	\$0.00	\$852,442.92
5501 Buildings - Maintenance Only	\$0.00	\$0.00	\$516.00	\$344.00	\$0.00	\$860.00

TOTAL ALL DIVISIONS

Object Code & Title	State Division Funding	Current Expense Local	Other State	Other Local	Federal	Total
5502 Grounds - Maint. Only Lawn Care	\$0.00	\$30,256.92	\$0.00	\$0.00	\$0.00	\$30,256.92
5504 Parking Lots - Maintenance Only	\$0.00	\$4,561.38	\$0.00	\$0.00	\$0.00	\$4,561.38
5505 Building and Grounds Maintenance Equipment	\$910.00	\$93.70	\$0.00	\$0.00	\$0.00	\$1,003.70
5506 Custodial Services Office/Building/Grounds	\$0.00	\$10,243.30	\$13,540.00	\$0.00	\$0.00	\$23,783.30
5507 Maintenance Agreements	\$14,938.53	\$137,597.35	\$5,005.79	\$124,480.94	\$5,536.00	\$287,558.61
5510 Equipment Repair	\$10,642.62	\$49,717.90	\$1,486.58	\$1,180.37	\$0.00	\$63,027.47
5511 Maintenance Contracts - All Office Equipment	\$38.63	\$60.00	\$4,465.00	\$0.00	\$0.00	\$4,563.63
5517 Repairs by Outside Vendor	\$4,370.50	\$32,326.90	\$60,159.91	\$37,336.55	\$0.00	\$134,193.86
5521 Cars	\$0.00	\$145.83	\$421.06	\$0.00	\$0.00	\$566.89
5522 Station Wagons and Vans	\$0.00	\$2,215.49	\$0.00	\$0.00	\$0.00	\$2,215.49
5524 Trucks & Trailers	\$495.48	\$1,124.07	\$0.00	\$0.00	\$0.00	\$1,619.55
5542 Trash Removal - Container	\$13,602.48	\$149,710.77	\$0.00	\$0.00	\$0.00	\$163,313.25
5544 Alarm and Signal Systems	\$91,886.09	\$423,731.00	\$91,366.17	\$60,910.79	\$0.00	\$667,894.05
5600 Printing	\$46,652.60	\$40,269.11	\$13.02	\$535.80	\$1,302.12	\$88,772.65
5602 Licenses and Permits	\$29,405.77	\$126,040.00	\$1,155.00	\$0.00	\$9,610.00	\$166,210.77
5610 Advertising	\$16,017.84	\$22,728.51	\$678.26	\$16,835.46	\$0.00	\$56,260.07
5631 Ath Conf Fees & Assoc Dues	\$43,210.00	\$50,686.17	\$16,780.37	\$4,400.90	\$17,690.73	\$132,768.17
5633 Notary Permit	\$0.00	\$104.40	\$0.00	\$0.00	\$0.00	\$104.40
5634 Examination Cost/Fees	\$0.00	\$14,729.65	\$0.00	\$450.00	\$0.00	\$15,179.65
5640 Commencement Costs Other than Speaker	\$0.00	\$467.80	\$162.88	\$0.00	\$0.00	\$630.68
5643 Food Service - Other	\$0.00	\$15,757.99	\$674.98	\$8,622.53	\$0.00	\$25,055.50
5645 Late Charges	\$5.93	\$33.01	\$0.00	\$0.00	\$0.00	\$38.94
5647 Student Body Activity	\$8,931.38	\$49,210.14	\$68,097.60	\$5,609.71	\$33,741.43	\$165,590.26
5648 Indirect Cost	\$0.00	\$0.00	\$0.00	\$0.00	\$832,885.76	\$832,885.76
5659 Commencement Rental	\$0.00	\$20,519.00	\$274.75	\$0.00	\$0.00	\$20,793.75
5660 Student Travel	\$0.00	\$23,543.43	\$4,282.70	\$837.25	\$2,228.09	\$30,891.47

TOTAL ALL DIVISIONS

Object Code & Title	State Division Funding	Current Expense Local	Other State	Other Local	Federal	Total
5667 Training	\$2,500.00	\$11,914.00	\$800.53	\$0.00	\$3,885.00	\$19,099.53
5673 Administrative Workshop	\$0.00	\$388.60	\$0.00	\$0.00	\$12,500.00	\$12,888.60
5714 Moving Costs/Business	\$0.00	\$1,002.55	\$0.00	\$0.00	\$0.00	\$1,002.55
CONTRACTUAL SERVICES	\$3,959,287.16	\$11,404,015.30	\$7,869,485.84	\$1,372,480.94	\$2,226,483.20	\$26,831,752.44
6000 Office Supplies	\$128,857.36	\$220,881.59	\$28,678.24	\$18,889.46	\$3,753.37	\$401,060.02
6004 Photocopier Supplies	\$8,724.75	\$9,134.65	\$440.37	\$0.00	\$0.00	\$18,299.77
6011 Promotional Supplies	\$2,016.85	\$5,546.69	\$0.00	\$1,500.00	\$0.00	\$9,063.54
6070 Furniture not capital outlay	\$138,206.69	\$84,922.68	\$82,616.84	\$9,973.13	\$479.61	\$316,198.95
6088 Computer not capital outlay	\$65,959.09	\$259,562.78	\$18,859.98	\$0.00	\$137,981.83	\$482,363.68
6111 Food - Institutional	\$1,241.71	\$31,601.00	\$4,185.30	\$94,110.78	\$4,512.02	\$135,650.81
6140 Custodial Supplies	\$55,351.35	\$137,407.59	\$1,569.06	\$5,139.90	\$0.00	\$199,467.90
6145 Computer Supplies	\$100,814.47	\$314,717.81	\$177,144.77	\$6,268.60	\$146,400.81	\$745,346.46
6150 Instructional Supplies	\$983,542.48	\$1,121,168.50	\$468,826.80	\$38,195.25	\$394,411.41	\$3,006,144.44
6151 Subscriptions	\$10,866.52	\$13,545.21	\$39,981.11	\$8,966.73	\$0.00	\$73,359.57
6153 Manuals and Test Materials	\$6,331.93	\$218.00	\$521.00	\$0.00	\$0.00	\$7,070.93
6156 Audio/Visual	\$9,953.79	\$45,620.82	\$17,346.60	\$0.00	\$503.75	\$73,424.96
6157 Textbooks	\$62,476.04	\$106,744.31	\$20,795.32	\$181.47	\$2,666.45	\$192,863.59
6158 Technical/Reference Books	\$466.59	\$2,659.18	\$515.78	\$0.00	\$0.00	\$3,641.55
6160 Library Books - Consumable	\$7,864.87	\$10,486.32	\$361.81	\$0.00	\$1,979.99	\$20,692.99
6163 Medical Supplies/Medicines/Health Aids	\$18,608.77	\$12,149.81	\$917.50	\$1,720.26	\$511.78	\$33,908.12
6171 Gasoline	\$3,000.00	\$75,292.83	\$157,531.07	\$0.00	\$0.00	\$235,823.90
6174 Gas	\$25,305.46	\$45,705.89	\$9,681.83	\$1,758.66	\$0.00	\$82,451.84
6210 Vehicle Materials	\$45,145.99	\$106,604.47	\$47,372.09	\$0.00	\$0.00	\$199,122.55
6220 Maintenance and Building Materials	\$187,852.82	\$160,120.96	\$295.00	\$6,221.44	\$0.00	\$354,490.22
6230 Highway/Grounds Materials	\$8,862.50	\$500.00	\$1,340.90	\$0.00	\$0.00	\$10,703.40

TOTAL ALL DIVISIONS

Object Code & Title	State Division Funding	Current Expense Local	Other State	Other Local	Federal	Total
6250 Athletic Supplies	\$148,102.03	\$115,850.43	\$0.00	\$14,931.40	\$4,070.01	\$282,953.87
6251 Commencement Supplies	\$838.67	\$2,170.75	\$15.09	\$219.51	\$279.99	\$3,524.01
SUPPLIES AND MATERIALS	\$2,020,390.73	\$2,882,612.27	\$1,078,996.46	\$208,076.59	\$697,551.02	\$6,887,627.07
7002 Instructional Equipment	\$0.00	\$109.10	\$0.00	\$0.00	\$0.00	\$109.10
7010 General Equipment	\$107.59	\$3,149.00	\$0.00	\$0.00	\$0.00	\$3,256.59
7040 Audio Visual Equipment	\$0.00	\$6,777.84	\$0.00	\$0.00	\$0.00	\$6,777.84
7110 Vehicles	\$0.00	\$20,698.00	\$0.00	\$0.00	\$0.00	\$20,698.00
7200 Custodial/Maintenance Equipment	\$28.24	\$54,885.00	\$0.00	\$0.00	\$0.00	\$54,913.24
CAPITAL OUTLAY - EQUIPMENT	\$135.83	\$85,618.94	\$0.00	\$0.00	\$0.00	\$85,754.77
8301 Building Alterations	\$0.00	\$465,181.65	\$105,483.00	\$70,322.00	\$0.00	\$640,986.65
8800 Computers	\$0.00	\$30,213.70	\$0.00	\$0.00	\$0.00	\$30,213.70
CAPITAL OUTLAY - PROPERTY	\$0.00	\$495,395.35	\$105,483.00	\$70,322.00	\$0.00	\$671,200.35
9075 Revenue Refund	\$0.00	\$45,591.00	\$0.00	\$472.50	\$0.00	\$46,063.50
NON APPROPRIATED EXPENSES	\$0.00	\$45,591.00	\$0.00	\$472.50	\$0.00	\$46,063.50
GRAND TOTALS	\$95,319,728.30	\$57,595,612.81	\$29,510,228.91	\$18,689,601.60	\$6,594,647.71	\$207,709,819.33

TOTAL ALL DIVISIONS

