Revised

Mrs J's Resource Creations ©

# MATH MYSTERY:

# CASE OF THE ANGRY ADDER

*September 28 2064*

The venomous angry adder, Adler, is on the loose in Mathhattan! In case you haven't heard of him, this particular snake has a unique magical poison that when he is angry and bites, his venom turns anything living into stone! He is storming through our city with fierce rage, we are all in great danger!

Glenda, a worker from Mathhattan Magical Zoo, called this morning with the following alert:
***"Please warn all of the people that Adler has escaped the zoo and is in a very angry mood! Stay out of his way as much as possible and if you do happen to run into him, stay calm and move away. All it takes is one bite for anyone to turn to stone immediately! Keep your pets locked up and try and stay indoors until we have Adler back in his zoo confinement."***

Sadly several people and pets have already been turned to stone! Many people are scared and are too afraid to leave their homes, and the zookeepers are not sure what to do. The city has turned silent as everyone anxiously awaits for a solution.

Glenda continued to inform us:
***"Normal animal handling equipment will not work on Adler, and the zookeepers who have already tried to approach him have been turned into statues! I read in a very old notebook that the lady who managed to catch Adler, used some sort of special magical item that enabled her to hypnotize Adler and lure him into the zoo confinement. Her notes also revealed that this special item possessed the magic to restore anyone or anything that had been turned into stone by his venom. Whoever wrote this notebook has left five clues about this magical item, however we are in need of a super detective with excellent math skills to decipher the notes and discover what this magical item is and where it can be found. I'm begging, as are all the frightened people in Mathhattan, for help on this case please!"***

**MATH DETECTIVE NEEDED TO HELP DISCOVER WHAT THE MAGICAL ITEM IS AND WHERE IT CAN BE FOUND TO CATCH THE ANGRY ADDER!**

Glenda has made a list of all the possible items that may work on the angry adder, as well as where to find each. However, she needs a detective with great math skills to decipher the clues found in the old notebook and narrow down the list to discover what item they need, which will also give details about the place it can be found and where it is most likely hidden. Help solve this mystery before the Angry Adder turns everyone into statues and comes after you too!

Name: _____

Mrs J's Resource Creations ©

# POSSIBLE ITEMS

| Magical Item | OBJECT TYPE | PLACE IT IS LOCATED | WHERE THE ITEM IS HIDDEN | TYPE OF MAGIC IT CONTAINS |
|---|---|---|---|---|
| The Glorious Gnome's Gem | Gem  | The Forbidden Forest | In a burrow | Shadow |
| The Poisonous Punch | Potion  | The Secret Lakes | Underwater | Elemental |
| The Enchanter's Oracle | Orb  | The Whispering Woods | In a burrow | Arcane |
| The Terra Tang | Potion  | The Invisible Island | In a cave | Arcane |
| The Illusionist's Charm | Orb  | The Secret Lakes | In a cave | Shadow |
| The Lizard's Eye | Orb  | The Forbidden Forest | In a cave | Elemental |
| The Dragon's Blaze | Orb  | The Invisible Island | Underwater | Shadow |
| The Blood Stone | Gem  | The Secret Lakes | Underwater | Shadow |
| The Vampire's Heart | Gem  | The Whispering Woods | In a burrow | Elemental |
| The Shaman's Tonic | Potion  | The Invisible Island | Underwater | Arcane |
| The Tumbler Jumbler | Potion  | The Secret Lakes | In a cave | Elemental |
| The Sorcerer's Sphere | Orb  | The Forbidden Forest | In a burrow | Shadow |
| The Shimmering Sapphire | Gem  | The Forbidden Forest | In a cave | Shadow |
| The Hazy Globe | Orb  | The Invisible Island | In a cave | Arcane |
| The Hocus Pocus | Potion  | The Secret Lakes | Underwater | Arcane |
| The Gem of Titans | Gem  | The Whispering Woods | In a burrow | Shadow |

**Solve the clues and then cross the item off the list until one remains! The last item remaining is what will work on the Angry Adder. the information in that remaining row will also tell you where to find it.**

Mrs J's Resource Creations ©

# HORIZONTAL ADDITION (WITHIN 100) - CLUE 1

Crack the code by completing the addition questions. Use your answers to match and place the letters in the boxes to reveal the first clue. Put the letter in every box that it matches your answer in (there may be more than one!)

***The first one has been done for you.***

| | | |
|---|---|---|
| | H | |
| 21 | 3 | 80 |

| | | | | |
|---|---|---|---|---|
| | | | | |
| 37 | 100 | 89 | 90 | 58 |

| | | | | |
|---|---|---|---|---|
| | | | | |
| 37 | 77 | 77 | 80 | 90 |

| | | |
|---|---|---|
| H | | |
| 3 | 37 | 60 |

| |
|---|
| |
| 37 |

| | | | | | | | | | |
|---|---|---|---|---|---|---|---|---|---|
| | | | | | | | | | |
| 90 | 80 | 60 | 44 | 60 | 21 | 37 | 100 | 46 | 80 |

| | |
|---|---|
| | |
| 21 | 93 |

| | | | | | |
|---|---|---|---|---|---|
| | | | | | |
| 37 | 90 | 46 | 37 | 100 | 80 |

| | | | | |
|---|---|---|---|---|
| | | | | |
| 35 | 37 | 89 | 44 | 46 |

| | | | |
|---|---|---|---|
| 1 + 2 = ***3*** | 15 + 6 = _____ | 33 + 11 = _____ | 60 + 20 = _____ |
| **H** | **T** | **I** | **E** |
| 27 + 19 = _____ | 58 + 2 = _____ | 25 + 64 = _____ | 42 + 16 = _____ |
| **C** | **S** | **G** | **Y** |
| 37 + 40 = _____ | 14 + 76 = _____ | 81 + 12 = _____ | 63 + 37 = _____ |
| **D** | **R** | **O** | **N** |
| 17 + 18 = _____ | 8 + 29 = _____ | | |
| **M** | **A** | | |





Mrs J's Resource Creations ©

# ADDING 3 NUMBERS (WITHIN 100) - CLUE 2

Crack the code by completing the addition questions. Use your answers to match and place the letters in the boxes to reveal the second clue. Put the letter in every box that it matches your answer in (there may be more than one!)

*The first one has been done for you.*

| | | | | | | |
|---|---|---|---|---|---|---|
| | T | | | | | |
| 81 | 16 | 81 | 98 | 62 | 72 | 16 |

| | | | | | | | |
|---|---|---|---|---|---|---|---|
| | | | | | | | |
| 97 | 81 | 90 | 90 | 73 | 62 | 81 | 62 | 67 |

| | | | | | | | | | |
|---|---|---|---|---|---|---|---|---|---|
| | | | | | | | | | |
| 97 | 72 | 22 | 73 | 22 | 67 | 90 | 73 | 45 | 44 |

| | | | | | | |
|---|---|---|---|---|---|---|
| | | | | | | |
| 67 | 62 | 81 | 22 | 67 | 82 | 98 |

5 + 2 + 9 = *16*
T

8 + 10 + 4 = _____
M

19 + 6 + 20 = _____
B

30 + 50 + 10 = _____
D

25 + 26 + 31 = _____
L

16 + 43 + 3 = _____
N

62 + 2 + 17 = _____
I

12 + 21 + 11 = _____
Y

30 + 52 + 16 = _____
S

56 + 9 + 7 = _____
O

78 + 5 + 14 = _____
H

24 + 22 + 21 = _____
A

47 + 7 + 19 = _____
E

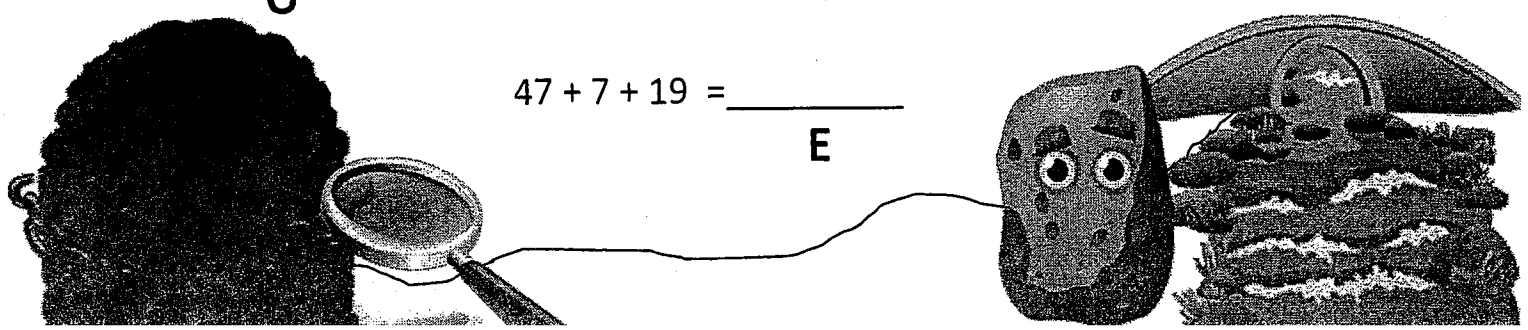

Mrs J's Resource Creations ©

# ADDITION INPUT/OUTPUT TABLES - CLUE 3

Crack the code by applying the rule to the numbers in each line and complete the tables. Use your answers to match and place the letters in the boxes to reveal the clue. Put the letter in every box that it matches your answer in (there may be more than one!). The first one has been done for you.

**Rule: Add 100**

| | | |
|---|---|---|
| 200 | *300* | C |
| 420 | | D |
| 670 | | T |
| 560 | | U |
| 110 | | Y |

**Rule: Add 200**

| | | |
|---|---|---|
| 130 | | I |
| 275 | | A |
| 763 | | E |
| 238 | | N |
| 511 | | L |

**Rule: Add 150**

| | | |
|---|---|---|
| 100 | | O |
| 350 | | M |
| 220 | | B |
| 750 | | V |
| 500 | | P |

**Rule: Add 50**

| | | |
|---|---|---|
| 550 | | W |
| 760 | | S |
| 930 | | Z |
| 70 | | G |
| 190 | | H |



| | | | | | |
|---|---|---|---|---|---|
| | | | | | |
| 810 | 240 | 475 | 520 | 250 | 600 |

| | | | | |
|---|---|---|---|---|
| | | | | C |
| 500 | 475 | 120 | 330 | 300 |

| | | |
|---|---|---|
| C | | |
| 300 | 475 | 438 |

| | |
|---|---|
| | |
| 370 | 963 |

| | | | |
|---|---|---|---|
| | | | |
| 660 | 810 | 963 | 520 |

| | |
|---|---|
| | |
| 770 | 250 |

| | | | | | | | | |
|---|---|---|---|---|---|---|---|---|
| | | | | | | | | |
| 240 | 210 | 650 | 438 | 250 | 770 | 330 | 980 | 963 |

| | | | | | |
|---|---|---|---|---|---|
| | | | | | |
| 711 | 330 | 900 | 330 | 438 | 120 |

| | | | | | |
|---|---|---|---|---|---|
| | | | | | |
| 770 | 240 | 330 | 438 | 120 | 810 |

Mrs J's Resource Creations ©

Name: _____

# ADDITION ALGORITHMS - CLUE 4

Discover another clue by correctly completing the addition algorithms below. Locate your answer at the bottom and see what letter it matches to write in the box. The first one has been done for you!

| 248 + 21 = 269 | 139 + 40 = | 467 + 312 = | 322 + 521 = | 161 + 603 = | 513 + 146 = | 107 + 91 = |
|---|---|---|---|---|---|---|
| T | | | | | | |

| 826 + 132 = | 78 + 21 = | 56 + 31 = | 521 + 35 = | 857 + 130 = | 45 + 144 = | 682 + 13 = | 504 + 303 = |
|---|---|---|---|---|---|---|---|
| | | | | | | | |

| 224 + 21 = | 849 + 50 = | 528 + 11 = | 240 + 243 = | 766 + 220 = |
|---|---|---|---|---|
| | | | | |

| 406 + 313 = | 200 + 99 = | 678 + 110 = | 291 + 508 = | 450 + 130 = | 220 + 160 = |
|---|---|---|---|---|---|
| | | | | | |



The answers are jumbled up below with a letter to help crack the code!

269 = T

299 = P
695 = E
198 = M
843 = I

807 = D
764 = T
788 = H
556 = H
179 = H
99 = S

958 = I
719 = S
987 = A
659 = E
189 = P
380 = E

245 = L
986 = A
799 = E
580 = R
87 = S
779 = E

899 = I
483 = E
539 = K



Name: _____

Mrs J's Resource Creations ©

# ADDITION ALGORITHMS - CLUE 5

Discover the last clue by correctly completing the addition algorithms below. Locate your answer at the bottom and see what letter it matches to write in the box. The first one has been done for you!

| 356 + 71 = 427 | 703 + 67 = | 538 + 144 = | 827 + 92 = |
|---|---|---|---|
| I | | | |

| 406 + 258 = | 64 + 907 = | 626 + 99 = | 521 + 35 = | 730 + 105 = | 547 + 369 = |
|---|---|---|---|---|---|
| | | | | | |

| 815 + 145 = | 250 + 250 = |
|---|---|
| | |

| 325 + 325 = | 917 + 55 = | 486 + 132 = | 613 + 357 = | 800 + 168 = |
|---|---|---|---|---|
| | | | | |

| 294 + 237 = | 541 + 86 = | 702 + 188 = | 393 + 417 = |
|---|---|---|---|
| | | | |



The answers are jumbled up below with a letter to help crack the code!

| | | | |
|---|---|---|---|
| 427 = I | 810 = E | 556 = D | 968 = K |
| | 916 = N | 972 = D | 971 = I |
| 650 = A | 919 = S | 725 = D | 500 = N |
| 627 = A | 618 = A | 770 = T | 531 = C |
| 664 = H | 682 = I | 970 = R | 960 = I |

Mrs J's Resource Creations ©

# SOLVE THE MYSTERY: WHAT WILL HELP CAPTURE THE ANGRY ADDER?

Detective

_____

*(your name)*

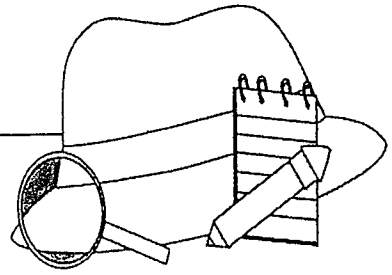

Has discovered that the magical item that will help capture the angry adder is:

_____

Where can the item be found?

*(Hint: The information is in the row of the magical item)*

_____

## Clues Checklist:

Clue 1 ☐

Clue 2 ☐

Clue 3 ☐

Clue 4 ☐

Clue 5 ☐

## Teacher to check and tick

☐ **Well done you have discovered the correct magical item! The zookeepers have retrieved it and are using it to lure the angry adder back into his confinement. In addition, all those turned to stone will now be able to be restored! The people of Mathhattan are really grateful for your hard work!**

! ☐ **Oops! No that is not the correct magical item to lure the angry adder. Go over, check your clues and try**

_____

Read the passage 3 times.

Answer the questions on the next page. Underline your evidence.

Name _____



# Ocean Animals

Oceans cover two-thirds of the earth, and they are filled with many kinds of animals. There are more than 20,000 species of fish that live in the ocean. They are grouped into three main categories: cartilaginous, jawless, and bony fish. Cartilaginous fish have a skeleton made of cartilage instead of bones. Cartilage is tissue that is softer and more flexible than bones, like the tissue that makes up your nose and ears. Examples of cartilaginous fish are sharks and stingrays. Jawless fish, such as lampreys and hagfish, are also boneless, but their bodies are long and eel-like (although they are not eels). They do not have a jawbone, instead they have a round open mouth called an oral disc and very sharp teeth. Most fish in the ocean are bony fish. Bony fish have bones and a special organ called a swim bladder. The swim bladder is a sac filled with gas (usually oxygen) that helps the fish stay afloat without swimming continuously. Tuna, lionfish, catfish, seahorses, and eels are examples of bony fish.

The ocean is home to many mammals too. Dolphins and whales are mammals that live in the water, but use lungs to breathe air, just like people. They store extra oxygen in their muscles and blood so they can stay underwater for long periods of time. They also can direct their blood flow to only their vital organs (like their heart and lungs) and slow down their heartbeat so they use less oxygen when they are diving underwater. Other ocean mammals, like seals and sea lions, spend a lot of time in the water, but also spend time on land.

Invertebrates are animals that don't have a backbone. Did you know that about 97% of all animals on the earth are invertebrates? Some invertebrates that live in the ocean are jellyfish, starfish, octopuses, and sponges.

Name _____



# Ocean Animals

Answer the questions below. Use crayons or coloured pencils to underline your evidence in the passage.

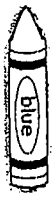


What are the three main categories of fish?

_____

_____




What do cartilaginous fish and jawless fish have in common?

_____

_____




Describe the mouth of a jawless fish.

_____

_____




Explain how ocean mammals can stay underwater for a long time.

_____

_____

_____




What kind of animal makes up 97% of all the animals on earth?

_____

_____

Make an inference. What would happen to a fish without a swim bladder?

_____

_____

_____




Circle words or phrases in the passage that gave you a clue.

If you could have any ocean animal for a pet, what would you choose and why?

_____

_____

_____

_____

Read the passage 3 times.
Answer the questions on the next page. Underline your evidence.

Name _____



# Party Day

On Saturday, Tina woke up excited for the day. It was her birthday! It was going to be so nice to have a special day just for her. Ever since her little brother, Max, had been born a few years before, Tina always felt like he got all the attention.

"Tina! Your special birthday breakfast is ready," her mom yelled from the kitchen. Tina quickly found her favourite purple and pink dress in the closet and got dressed. When Tina got to the kitchen, her mom was already sitting at the table, cutting up some bites of pancake for Max. Just as Tina was about to take a bite, Max started screaming because he didn't have any syrup. Tina's mom tried to pour him some, but he was flailing his arms around and he hit the bottle, spilling it all over Tina. "Eww!" Tina yelled. "It's okay," her mom said. "Why don't you go change your clothes and I'll stay here to help Max finish eating." Tina stomped up the stairs and changed out of her favourite dress and into some clean clothes.

After breakfast, she helped her mom get the house ready for her party. She blew up balloons and got out some games. Tina's mom baked a chocolate cake and put pink strawberry icing on top. Tina smiled when she looked at her special cake. "Wait, it needs another candle. There's only nine!" she said as she added one more.

They went into the living room to put up some streamers, and they heard a little voice in the kitchen say, "Yum, yum!" They ran in to see Max on the table with his hands and face covered in cake! "MAX! You always ruin everything!" Tina screamed as she ran out to the backyard crying.

She climbed up in the tree and decided she wouldn't come down until the next day. No one would probably miss her anyway. A short while later, her friends started showing up for her party. Max came outside calling for her. "Tina? Come back. I sorry Tina. I miss you! Pweese come home." He looked so sad, Tina couldn't stand it. She climbed down and gave him a big hug. She went inside where all her friends were waiting for her. Her mom had fixed the cake by adding extra icing, and there was a pile of presents just for Tina. Max was on his best behaviour during the party, and Tina realized that it really had been a pretty special day.



Name _____

# Party Day

Answer the questions below. Use crayons or coloured pencils to underline your evidence in the passage.




Why is Tina excited about her birthday?

_____

_____




Why does her brother Max get upset at breakfast?

_____

_____




What did Tina and her mom see when they ran into the kitchen?

_____

_____




Why did Tina finally come down from the tree?

_____

_____




How does Tina feel at the end of the day?

_____

_____

Make an inference. How old is Tina turning?

_____

_____




Circle words or phrases in the passage that gave you a clue.

Tell about a time when you felt ignored.

_____

_____

_____

_____

© Mrs. Thompson's Treasures