

ST. AGNES CATHOLIC ACADEMY



BEAR NEWS



Week of Oct. 14th, 2024

Our Lady of Fatima Mother of Mercy Pilgrim & First Class Relics of Saints Jacinta & Francisco



Our parish recently had the honor to host and exhibit the blessed statue of the Virgin of Fatima along with first class relics of Saints Jacinta and Francisco, as well as a piece of the original Holm Oak tree, where Our Lady appeared. Our St. Agnes community of parishioners and students were able to venerate them and make their prayer intentions. We want to thank the custodian of this blessed icon and these extraordinary relics, Judy Studer, for sharing them with us and reminding us of our Lady's message at Fatima. The Virgin asked us to pray the rosary daily and to be devoted to her Immaculate Heart, in order for souls to be saved, and for there to be peace in the world.



Hurricane Milton Relief Fund



Catholic Charities of the Archdiocese of Miami Launches Relief Fund for those Affected by Hurricane Milton



My Dear St. Agnes Family,

In response to the devastating impact of Hurricane Milton across the state of Florida, Catholic Charities of the Archdiocese of Miami Inc. is launching a dedicated relief donation fund to assist those affected by the hurricane.

I urge you to please consider helping the families and victims affected by this destructive storm to provide them with the support and resources they need to rebuild their lives and homes. As Christians, we have a duty to serve and to respond to the needs of all our sisters and brothers. We are especially summoned to help those with the greatest needs, which require the greatest response. We are called to be missionaries of God, delivering His grace, mercy, and love to our fellow humans. We must do everything in our power to provide comfort, hope, and to uphold the basic human dignity and right for people to live safely and peacefully.

Monetary donations can be made at Catholic Charities' website www.ccadm.org. One hundred percent of all funds received will be directed to providing humanitarian relief and assistance to those affected by Hurricane Milton.

Catholic Charities of the Archdiocese of Miami has been providing social services in South Florida since 1931. Today, it provides a variety of services within Miami-Dade, Broward, and Monroe counties. Catholic Charities help and support over 11,000 individuals annually through services for the elderly; shelter and care for unaccompanied children and youth; food and nutrition, early childhood education; parenting education services, housing services for individuals and families; homelessness prevention services; counseling and substance abuse treatment; and acculturation services for refugees and new entrants.

May God bless you always,

A handwritten signature in blue ink, appearing to read "J. Paguaga".

Rev. Juan C. Paguaga
Pastor

PK 2 Activities

M



Muffins



Macaroni



Our PK 2 students are partaking in interactive and fun lessons to help them develop their vocabulary and language skills. Last week, their letter and sound lessons came to life when teachers engaged them in cooking and preparing foods related to the letter "m", for muffins and macaroni, and the letter "a", for arepas and Apple Strudel. They worked as a team and felt empowered by what they learned and by the new challenges they took on. In addition, they had the chance to express their creative side and work on some great "A"rt projects.

PK 2 Activities



Apple
Strudel



Arepas



Art



Kindergarten Activities


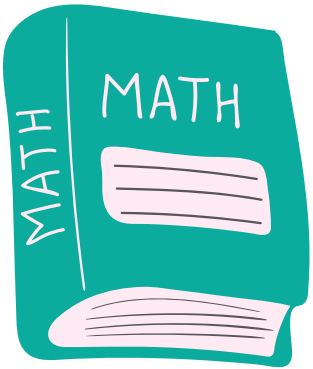
Kindergarteners studied the meaning behind JOY (Jesus first, Others second, and Yourself last) and each made their own poster to share and display their own personal version of JOY.



Joy



Kindergarteners had a math lesson on the concept of less and more. They practiced the differences between each by using stickers.





Science

Kindergarteners studied a science lesson on light and shadows. Students learned about how light makes shadows depending on the light source position and if it is being partially blocked. They positioned animals on pieces of paper to create the effect of their shadows and traced the animals' shadows.




3rd Grade Retreat





Our 3rd graders recently had their religion retreat based on the theme of "Archangels." They learned about the mission of the angels and how the students themselves, can also serve as "angels" to others by guiding them and helping them make good choices. They can receive the Sacraments of Reconciliation and Communion, and be joyful. In the afternoon, they were joined by their parents for a time of Adoration, reflecting on the love of the Lord and the joy that only He can give. St. Agnes, pray for us! Archangels, pray for us!

4th Grade Activities



Last week our 4th grade students had an exciting hands-on learning experience with maps. They explored the concepts of physical maps, map keys, latitude, longitude, and degrees. They created their own islands and used a grid system to map them out. This activity helped them understand how coordinates are used to locate places on Earth. It was a creative and fun lesson that awakened their curiosity about the world we live in.





5th Grade Choir



Our 5th graders recently served as the singing choir at our Academy mass led by Mr. T as their conductor. They sang St. Agnes classic mass songs with joy and love in their hearts. The students in the pews also joined them, gleefully singing songs that have become a traditional favorites for generations at our school.



Art Class Activities




In Art class, students studied “lines” which are one of the main 7 elements in art. Lines create definition and perspective. They create shapes, figures, movement, and can even convey emotions, and other elements expressed in art. Lines inspired and guided artists like, Mondrian and Haring to create their masterpieces.

Every grade had lessons and projects related to lines in art. Some students studied the concept and function of columns and how they are used to support and uphold structures. A few groups of students created collages based on these concepts, while other groups built 3-D structures with cardboard columns.

Other grades learned about lines by using the hatching and cross-hatching techniques which are based on lines that cross over each other to create light and dark areas.

Art Class Activities



STREAM Class Activities


Engineering Design Process Bridge Building Challenge



WINNING TEAM



4th grade students studied the Engineering Design Process. They had to research the problem, evaluate different design solutions, and finally, build and test their designs. They were separated into teams and were challenged to build the tallest bridge made of wooden blocks, that could only be supported by: 5 pieces of paper, 2 pieces of construction paper, and tape. Congratulations to the winning team made up of Felipe Talia & Lucia Krestschmer!



Little Lego Engineers



Students in lower grades also studied engineering concepts. They learned how to work in teams and evaluate the pros and cons of different designs in order to select the best one that would yield the best results. They also followed the Engineering Design Process. These students used Legos to build their designs.



Designing & Building with Legos

