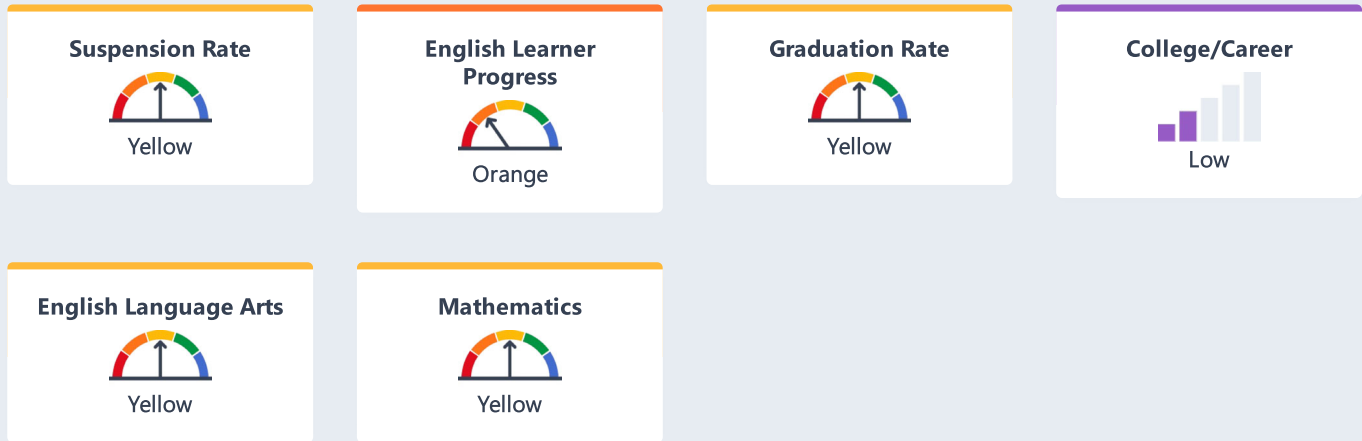


# Grand Terrace High School at the Ray Abril Jr. Educational Complex

Explore the performance of Grand Terrace High School at the Ray Abril Jr. Educational Complex under California's Accountability System.



## School Details

<b>NAME</b> Grand Terrace High School at the Ray Abril Jr. Educational Complex	<b>ADDRESS</b> 21810 Main Street Grand Terrace, CA 92313-5810	<b>WEBSITE</b> <a href="http://www.cjusd.net/gths">http://www.cjusd.net/gths</a>	<b>GRADES SERVED</b> 9-12
<b>CHARTER</b> No	<b>DASHBOARD ALTERNATIVE SCHOOLS STATUS</b> No		

## GRAND TERRACE HIGH SCHOOL AT THE RAY ABRIL JR. EDUCATIONAL COMPLEX

### Student Population

Explore information about this school's student population.



Enrollment

1,726

Socioeconomically Disadvantaged

70.3%

English Learners

8.8%

Foster Youth

0.4%

GRAND TERRACE HIGH SCHOOL AT THE RAY ABRIL JR. EDUCATIONAL COMPLEX

## Academic Performance

View Student Assessment Results and other aspects of school performance.

LEARN MORE

### English Language Arts



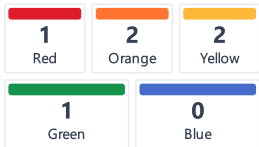
Yellow

7.4 points below standard

Increased 29 Points ▲

#### EQUITY REPORT

Number of Student Groups in Each Level



LEARN MORE

### Mathematics



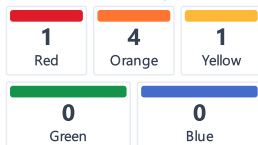
Yellow

114.3 points below standard

Increased 17.6 Points ▲

#### EQUITY REPORT

Number of Student Groups in Each Level



LEARN MORE

### English Learner Progress



Orange

41.9% making progress

Maintained -1.9%

LEARN MORE

### College/Career

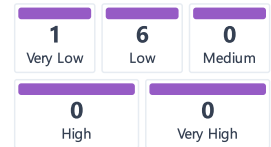


Low

32.1% prepared

#### EQUITY REPORT

Number of Student Groups in Each Level



GRAND TERRACE HIGH SCHOOL AT THE RAY ABRIL JR. EDUCATIONAL COMPLEX

## Academic Engagement

See information that shows how well schools are engaging students in their learning.

LEARN MORE

### Graduation Rate



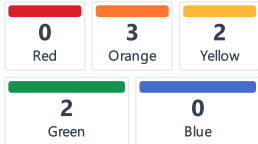
Yellow

90% graduated

Maintained 0.8%

EQUITY REPORT

Number of Student Groups in Each Level



GRAND TERRACE HIGH SCHOOL AT THE RAY ABRIL JR.  
EDUCATIONAL COMPLEX

## Conditions & Climate

View data related to how well schools are providing a healthy, safe and welcoming environment.

LEARN MORE

### Suspension Rate



Yellow

6.6% suspended at least one day

Declined 0.5% ▼

EQUITY REPORT

Number of Student Groups in Each Level

