



OLENTANGY SCHOOLS™
Flourish Here.

Senior SchoolLinks Seminar



SM

Attendance - be logged in to myOLSD

NOTE: If unable to scan or don't have your phone, see a counselor who can record your attendance.



SCAN ME

**AFTER SUBMITTING
THE FORM, ALL PHONES
MUST BE PUT IN YOUR
BOOKBAG**





OLENTANGY SCHOOLS™
Flourish Here.

**Follow us on
Instagram**

@olhs_counselors



SM

LOGGING IN TO SCHOOLINKS:

- **Log in to myOLSD**
- **Click on SchoolLinks icon**



Transcript Access and Review



How to Access Your Transcript

Step 1: Click the “School” icon on the left navigation bar

Step 2: Select “Record Requests” from the drop down menu

The screenshot displays the Record Center interface. At the top, it shows 'SCHOOL Record Center' and 'Student Demo Mode'. On the left navigation bar, the 'SCHOOL' icon is highlighted, and a dropdown menu is open, with 'Record Requests' selected and indicated by a pink arrow. The main content area shows 'Your transcript' with two options circled in black: 'Download unofficial transcript' and 'Send official transcript'. Below these options, a note states: 'Send transcripts for college apps in the College Applications Manager, not here'. At the bottom, two arrows point from the circled options to their respective descriptions: 'Download an unofficial copy of transcript' and 'Request transcript for scholarships, NCAA, etc.'. A final note at the bottom reads: 'Your transcript requests will appear here!'.

SCHOOL Record Center Student Demo Mode Exit Demo x Switch user Doris Patrick

Your Transcript Your Immunization Records

Scores and Performance
Course Planner
Personalized Plan
Record Requests
Experience Tracking
Ohio Graduation Requirements

Your transcript
Last updated 08/30/22 Final Transcript

[Download unofficial transcript](#) OR [Send official transcript](#)

View your grades or download to send to a college or program that accepts **unofficial** transcripts. OR Send an official transcript for scholarships, NCAA eligibility, and other non-college app purposes.

Send transcripts for college apps in the [College Applications Manager](#), not here.

Transcript destination	Note	Delivery method	Date requested
------------------------	------	-----------------	----------------

Download an unofficial copy of transcript

Request transcript for scholarships, NCAA, etc.

Your transcript requests will appear here!

Course Requirements

- **22 Credits**

- **4 English**
- **4 Math** (must have Algebra II or equivalent)
- **3 Science** (1 physical, 1 life, 1 advanced)
- **3 Social Studies** (World History, US History, Economics, US Government)
- **1 Fine Art** (visual and/or performing arts)
- **Health**
- **PE** (must have 2 classes or waiver)

Things to consider:

1. Meet Competency AND Readiness?
2. Middle School Grades? **9/20/24**
3. Rank?- **9/20/24**
4. Athletic Eligibility?



SchoolLinks and Careers



Researching Careers in SchoolLinks

There are 6 different ways to search for careers in the Career Center:

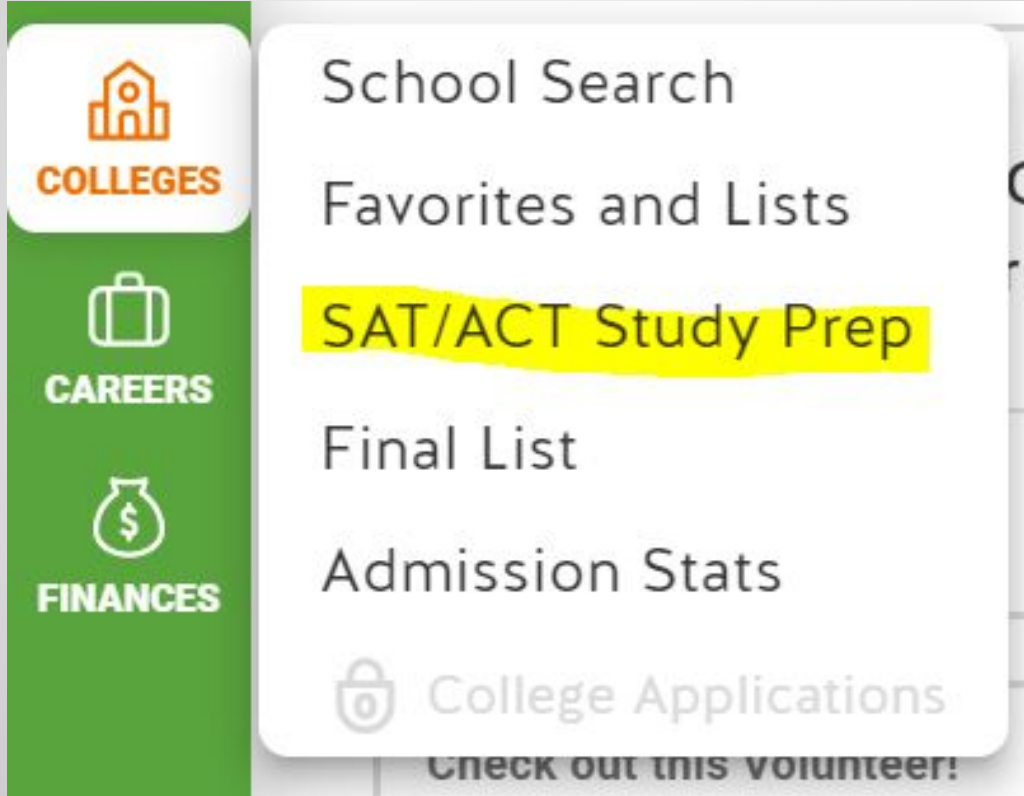
- Using the Search Bar
- From the Career Center homepage (Regional)
- Searching by Career Cluster
- Searching by Hot Careers
- Searching by Favorited Careers
- Exploring All Careers.
- Searching through Military Careers



Test Prep



Free ACT/SAT Test Prep - Methodize

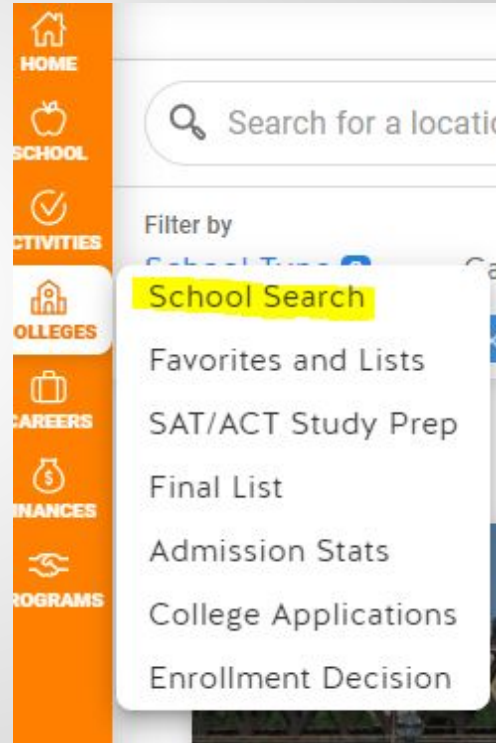


SchoolLinks and the College Application



Researching Colleges in Schoolinks




If needed, research colleges in the Schoolinks “Colleges” section under “School Search” in order to research first so that you can come up with a “final list”



Favorite Colleges & Create your Final List of Colleges in Schoolinks:

School search Favorites & lists Admission stats **Final list** College applications Enrollment decision




Search college to add Comments ⁰ [+ Add from favorites & lists](#)

<p>Likely You have a high chance of acceptance because your stats exceed admission standards.</p> <p> Min. 1 recommended</p> <p>No likely colleges added to the final list</p>	<p>Target You have a fair chance of acceptance because your stats meet most admission standards.</p> <p> Min. 1 recommended</p> <p>No target colleges added to the final list</p>	<p>Reach You have a lower chance of acceptance because your stats miss some admission standards.</p> <p> Min. 1 recommended</p> <p>No reach colleges added to the final list</p>
--	---	--



“College Application” Section in SchoolLinks

- The first time you go to the “College Application” section within the “Colleges” icon, you will fill out some important information about yourself and complete the Schoollinks FERPA waiver.


 PERSONAL DETAILS —  FEE WAIVER —  FERPA WAIVER

Fill in your home address

Make sure to enter the same address you are using in your college application forms. This is needed for some documents your counselor needs to send to colleges.

Street Address Apt, suite, etc (optional)

City State Zip/postal code

 When you add or update your address here, SchoolLinks will update the address for your account.

Fill in your email address

Make sure to enter the same email address you are using in your college application forms.

22ksampson@olsd.us

Other

Next →

“College Application” Section in SchoolLinks

- The first time you go to the “College Application” section within the “Colleges” icon, you will fill out some important information about yourself and complete the Schoollinks FERPA waiver.

• If you choose not to waive your right, some recommenders may decline to write a letter for you, and some colleges may disregard letters submitted on your behalf.

Still unsure how to respond?

- That is OK. Many students are. Before you move on, take a moment to discuss your decision with your counselor, another school official, or your parent/legal guardian. You can also read our [FERPA Help Article](#).

I have fully read and understood the FERPA Release Authorization explanation above.

Select one:

I waive my right to review all recommendations and supporting documents submitted by me or on my behalf.

I DO NOT waive my right to review all recommendations and supporting documents submitted by me or on my behalf.

Your Signature _____
John Doe

I understand that my waiver or no waiver selection above pertains to all colleges to which I apply and that my selections on here cannot change after submitting this form.

Sign Waiver

← Back

✓ Finish application setup



Using the College Application Manager in Schoolinks:

This is where you will:


- Create a list of schools to which you're applying**
- Add/track applications and their status**
- Activate a request for your transcript and, if needed, additional counselor documents**
 - We will start sending transcripts on 9/20/2024**
- Request and track teacher recommendations**



[College Application Manager How-To Video](#)



Common App and Schoolinks Account Matching: Must do if using Common App!!!



[CommonApp Walkthrough.mp4](#)



Here is a link to a document that explains the entire process of using
Common App through Schoolinks

[Overview of using the Common App in Schoolinks as a Student](#)



Applying Early Decision?

- Tell your school counselor
- Remember, this is a legally binding contract, so if you apply this way to a school and are accepted, you **MUST** attend
- Can only apply to **ONE** school this way
- Not all schools offer it



Teacher Recommendations

1. Check with the institution to see if a letter is required- several colleges DO NOT accept letters of recommendation
 - ◆ OSU not required (one optional)
 - ◆ Miami University not required (one optional)
 - ◆ University of Cincinnati not required (optional)
 - ◆ Ohio University not required (optional)
2. Ask teacher, in person, at least 10 business days in advance
3. Give teacher a copy of list of accomplishments OR resume
4. Add teacher recommendation request in Schoolinks - A teacher cannot send a rec through Schoolinks until the request is made in Schoolinks. **DO NOT INVITE TEACHERS THROUGH COMMONAPP!**
5. Follow-up, Thank you notes

*** ALL OTHER (NON-TEACHER) RECOMMENDATIONS MUST BE REQUESTED THROUGH COMMON APP**



Scholarships and College Rep. Visits



Scholarships in SchoolLinks

1. Accessing Scholarship Matching
 - a. Click the **Finances** icon and select **Scholarship Matching**
2. Creating a Scholarship Match Profile
 - a. There are three segments to complete your scholarship match profile on SchoolLinks. Complete as much of these sections as you can to help increase your matching accuracy
3. Viewing Results
 - a. Click on **View Matches**
 - i. Your scholarship matches will be given a score from 1-100 based on how well the scholarship matches your profile.
4. Favoriting and Applying for Scholarship
 - a. Click the scholarship you want to apply for to expand the scholarship card. You can **Favorite** the scholarship so that it shows on your favorites list so that you can sort to show just favorites in the top right.
 - b. You can apply by clicking **Apply** which will take you to the scholarship application (outside of SchoolLinks).



Signing Up for College Rep Visits @ LHS

1. In your “**Home**” section of Schoolinks click on “**Events**” in the top menu bar.
2. Select a school and register to visit with the College Rep when they visit Liberty.
 - a. Click on the school
 - b. Register for This Event
3. Come to location of meeting on date/time it is scheduled for.



Final Thoughts



COMPLETED APPLICATION

- ✓ Application submitted online by student (either through Common App or the institution)
 - ✓ Applications can be submitted prior to supporting documents
 - ✓ Each college application will be submitted individually
- ✓ Supporting documents sent electronically through Schoolinks which includes:
 - ✓ Secondary School Report Form (aka Counselor Rec. Form)
 - ✓ Transcript
 - ✓ Counselor Written Recommendation Letter (if needed)
 - ✓ Teacher Letter of Recommendation(s)- (if needed)
- ✓ SAT or ACT scores sent from testing agency - IF SENDING



All items must be received by the college by the deadline!



Things to Consider

- ❑ Colleges do not check for new applications and transcripts every day, it can take 4-6 weeks to process everything.
- ❑ If you feel the college has not received your transcripts, contact the college FIRST.
 - ❑ Admission Counselors are willing to help you, and really know the institution you are applying to.
- ❑ REMINDER: Legal names must be used on all official documents, even if you go by a nickname or preferred name.
- ❑ College deadlines are hard deadlines. Be sure to get everything submitted on time.
 - ❑ Waiting until the last minute or the night before to submit something is risky.
 - ❑ Who knows what tomorrow will bring?
- ❑ **Need help?**
 - ❑ **See your school counselor with questions**
 - ❑ **Access seminars at any time on Counselor Corner site on Schoology**
 - ❑ **Attend College Application Bootcamps**
 - ❑ **Every Tues./Thurs. 11th/12th periods in October**
 - ❑ **Student Services Classroom**
 - ❑ **No appointment necessary!**



Senior Brag Sheet

We would love to learn more about you as you get ready to apply to colleges and ask for letters of recommendation! Please take the time to brag on yourself and the young adult you've become over these past four years. The more detail you include will help us create a quality recommendation on your behalf.



[Senior Brag Sheet](#)





THANK YOU