



Kindergarten Readiness Guide





Welcome To HGP

In this guide, you will find some helpful tips to have your student ready for a successful year at HGP!





Following Directions

- Practice tasks with two- and three-step directions.
- Example: "Put on your clothes, brush your teeth and comb your hair."





Fine Motor Skills

- Expose your student to many writing tools such as crayons, markers, pencils, etc.
- Let your student practice writing their name with an uppercase for the first letter with lowercase letters for the remaining letters.
- Play with Playdoh
- Use child safe scissors for cutting practice
- Play with small toys such as Legos





Shapes and Colors

- Help your student recognize shapes—circle, triangle, square, rectangle, and hexagon
- Help your student recognize the 8 primary colors—red, orange, yellow, blue, green, purple, brown and black





6 Number Recognition and Counting

- Look for opportunities to verbally count throughout the day.
- Show your student numbers you see in the environment and have your student identify the number.





Letter Recognition and Sounds


- Play games to help with letter recognition-magnet letters, Go Fish and Memory with letters, etc.
- All letters "say" a sound. Look for items around the house that begin with the same sound or ask your student to say the beginning sound for an item
- Link for Open Court Letter Sounds we will be teaching your student.
 - <https://www.youtube.com/watch?v=6V0r4fs6J-Q>





Reading Readiness


- READ, READ, READ to your student!
- Run your finger under the words to show words go from left to right and top to bottom.
- Talk about the stories you read with your student.
- Playing rhyming word games with your student.






Encouraging Independence

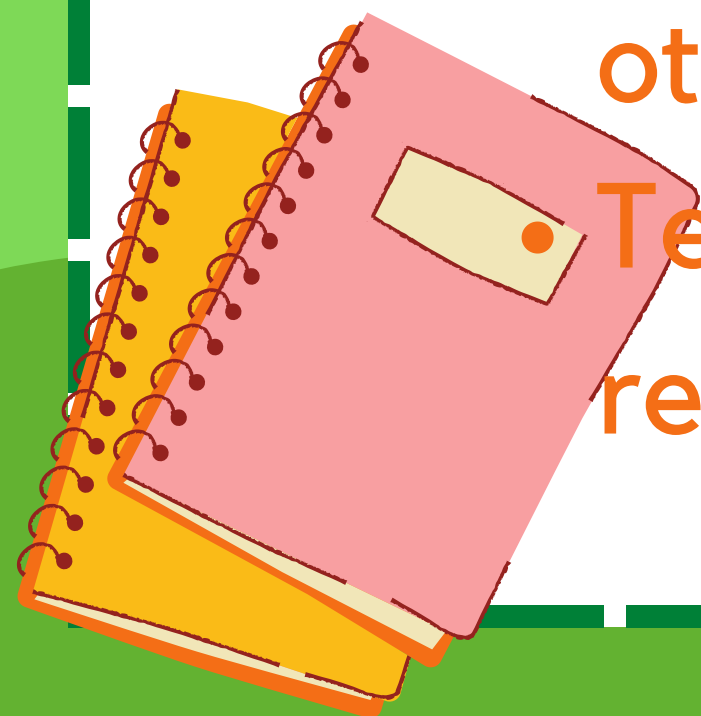
- Strive to begin to practice established rules and routines everyday.
- Teach independence in the bathroom, with clothing and tying shoes.
- Students should be able to open food items they bring to school with them independently.
- Teach simple problem solving skills and begin to recognize other's feelings.





Social Skills

- Practice asking questions and have your child respond with an answer to express their thoughts, feelings and needs.
 - Give your student opportunities to interact with other children in a social setting.
 - Teach simple problem solving skills and begin to recognize other's feelings.
- 





Thank You!

With practice, your student will be very prepared for an exciting, fun school year!

