




CHARTIERS VALLEY

SCHOOL DISTRICT

Inspiring excellence.

Keeping Safe at CVPS with ALiCE




School Safety

**How do we stay
safe at CVPS?**




ALiCE

**The adults in your building
care about you and your
safety. With the help of
ALiCE, we can keep you safe.**




ALICE

**You have all recently heard
the book “I’m Not
Scared...I’m Prepared”. In
that book, the teacher helps
to keep her students safe.**



ALICE

- Alert
- Lockdown
- Inform
- Counter
- Evacuate



Alert

**Alert means to be
aware of your
surroundings.**

**If you see
something... say
something.**



Alert

Look!

Listen!


Smell!



Alert

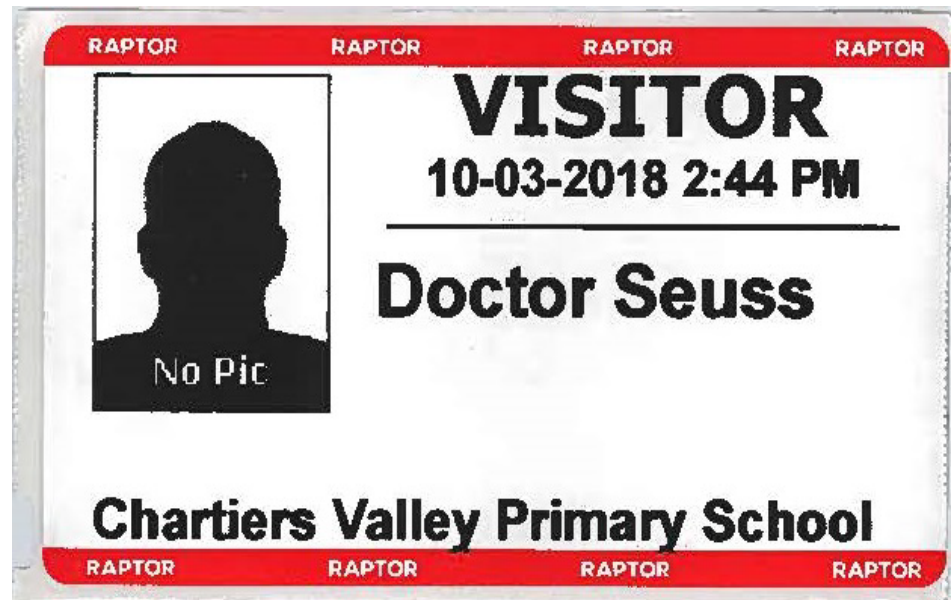
Tell an adult if you...

**see a person
without this
badge...**



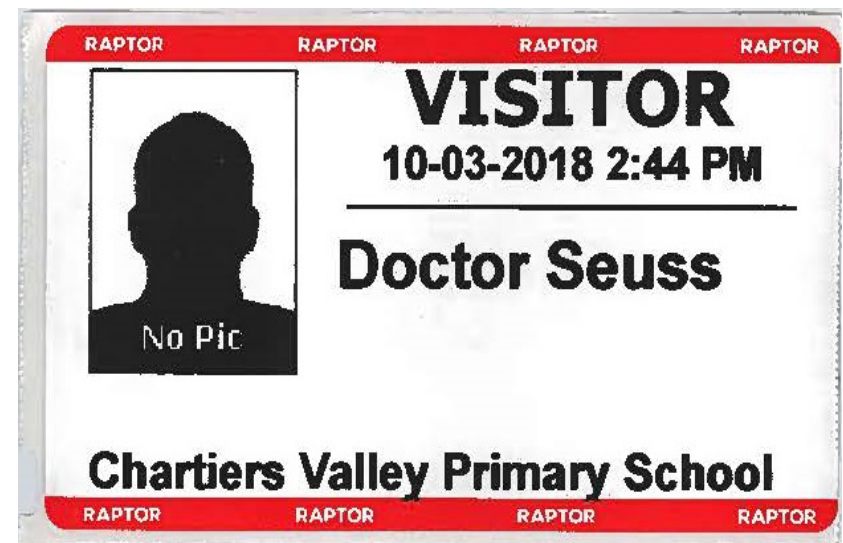

Alert

**...or see a person
without this
sticker**



Alert

These special badges and stickers mean that these people are allowed in our building.



Alert

Tell an adult if you...

**see one of our
outside doors
left open. NEVER
open an outside door
for **ANYONE!****



Alert

**Tell an adult if
you...**



**smell something
unfamiliar.**

Alert

**Tell an adult if
you...**



**hear a sound that
is not normal.**



Alert



**Tell an adult if
you...**

**see a stranger who is
acting inappropriately or
upset.**

Alert

**Tell an adult if
you...**

**see something that
makes you feel
uncomfortable.**



Alert

**The adults at
Chartiers Valley are
keeping Alert for your
safety. You can help
them.**



Lockdown

**If an unsafe situation
occurs at our school,
we have to listen to
our teachers'
directions**



Lockdown

**Sometimes we have
to make a quick
decision at school
to help us stay safe.**



Lockdown

**We might hear the
fire alarm or an
announcement
from the
office.**



Lockdown

**Your teacher will
quickly check the
hallway for students,
pull the magnet, and
close the door**



Lockdown

**If you are in the
hallway or bathroom,
run to the nearest
room.**



Lockdown

If that door is locked, it is important that you make a quick and safe decision. That might mean to:

- **Run out of the building to a safe place.**
- **Hide in the bathroom.**



Lockdown

**Listen carefully to
your teacher.**

**He or she may ask you
to do several things and
may even change the
directions.**



Lockdown

**In an emergency
your teacher might
turn off the lights
or move heavy
furniture into the
doorway.**



Lockdown

**Your teacher
might tell you:**

**sit quietly in the
corner.**



Lockdown

**Your teacher might
tell you:**

**move under your
desk.**





Lockdown

Remember!

**Directions may
change. Be sure to
listen carefully to the
teacher.**

Inform

**Sharing information
is important.
It helps everyone
make better
decisions.**



Inform



**Information can be
shared in many ways:**

**An announcement might
be made on the
Intercom.**



Inform

**Information can be
shared in many ways:**

**Your teacher might tell
you some information in
the room.**

Inform



**Information can be
shared in many ways:**

**A phone call might be
made.**



Inform



**Information can be
shared in many ways:**



**Information can even be
shared through our
senses of hearing and
smelling.**



Inform

**Whatever the situation, be
sure to keep listening for
new or changing
directions.**

**Having all the information
is important for your
safety.**



Counter

**This is for teachers and
adults only.**

**They are taught how to
protect students.**

**Your job is to allow the
adults to do what they
need to do.**

Evacuate

**Evacuate means to
leave the area
immediately.**



Evacuate

**Remember to
look for these
signs in all
buildings. They
show us all the
ways to get out.**



Evacuate

**There may be a time
at school when you
will need to evacuate
with or without your
teacher.**



Evacuate

**One way we evacuate
the building is to
leave when there is a
fire drill. Leaving the
building keeps
us safe.**



Evacuate

**Evacuating can also
look very different
for other types of
emergencies.**



Evacuate

You may need to get out very quickly. It might be loud. It may seem confusing, but there are adults to help guide you.



Evacuate

**You may even
have to crawl out
a window.**



Evacuate

**Run in a zig-zag
formation with your
hands in the air.**



**Be careful, but keep
moving.**



Evacuate



**It is important that
you get out of the
building quickly and
move far away to a
safe zone.**

EXIT

Evacuate

**You may get separated
from your class. Just
keep running to a safe
zone.**



Evacuate

A Safe Zone is an area that puts you far away from any danger.

Our Safe Zones might be:

- **The High School/Middle School**
- **A neighborhood**
- **The woods**





Evacuate

School buses will pick you up from your safe zone and take you to meet your teachers or parents.

Evacuate

**Safe Zones allow us to
find our teachers,
friends, and give us a
place to meet our
parents.**



Evacuate

The purpose of evacuating is to help keep you safe. We know you can be brave and make good decisions.



**Now you are ready to
follow our ALiCE
procedures. YOU are an
important part of helping
everyone to stay safe in
our school!**



Time for Questions

