


**Smiley Face Math
Kindergarten, Worksheet X**

Name: _____

☺☺☺☺ 1. Use the shapes below. Draw each shape in the box that it belongs in.




shapes with curves



shapes with 3 sides



shapes with 4 sides




shapes with 6 sides



☺☺

2. Write the numbers from 1-20 by filling in the squares below. Fill in the numbers from left to right in each row, then return to the left in the row *beneath* it..





3. Sasha had twelve belts. She lost four belts. How many belts did Sasha have then?



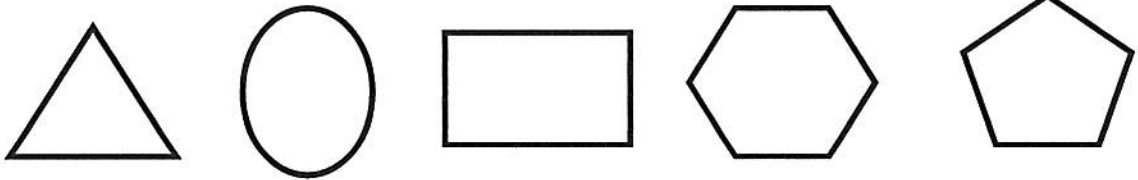
Answer: _____ belts



4. Sasha had 5 pairs of socks. How many socks did she have? _____ socks



5. Look at the row of shapes. Put an X through the shape that does not belong because the sides are different.



6. In the boxes next to the gingerbread man, draw a gingerbread man that is shorter and one that is taller than the gingerbread man.

