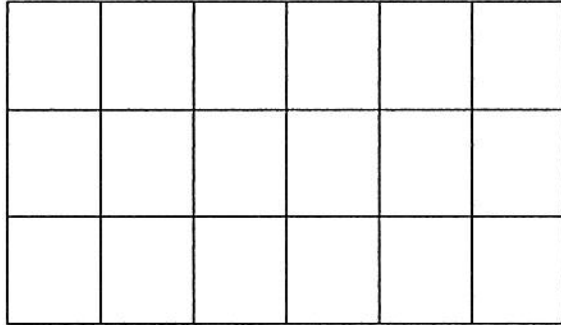


Smiley Face Math
Kindergarten, Worksheet IX

Name: _____

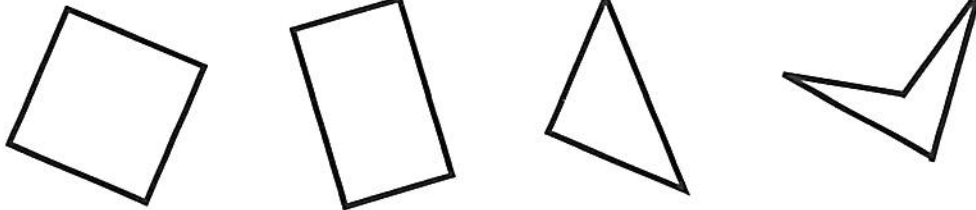
☺☺☺ 1. Color in 15 squares.



How many squares are colored? _____


How many squares are not colored? _____

☺☺ 2. Look at the shapes below. Put an X through the shape that does not belong because of the number of sides.




☺☺☺ 3. Circle the picture of a *rectangular prism*. Tell how you know it is a rectangular prism.

Answer: _____




☺☺ 4. Sandy is holding some balloons. Count how many she has, and write that number.



Answer: She has _____ balloons.

☺ ☺ ☺ 5. One of Sandy's balloons popped. Then she let go of two balloons and they floated away. How many balloons did Sandy have then?

Answer: Sandy had _____ balloons left.




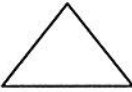


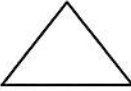


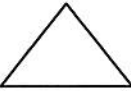


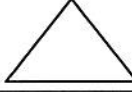







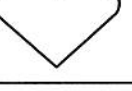
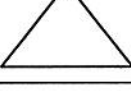
☺ ☺ ☺ 6. Fill in the missing number in each row.

.... 6 7 8 10

.... 12 14 15 16

.... 9 7 6 5

☺ ☺ ☺ ☺ 7: Look at the pattern below. Name each shape starting at the top left. Go from each row to the beginning of the next row. Finish the pattern by drawing shapes in the bottom row.

			
			
			
			
			
<input style="width: 50px; height: 50px;" type="text"/>	<input style="width: 50px; height: 50px;" type="text"/>	<input style="width: 50px; height: 50px;" type="text"/>	<input style="width: 50px; height: 50px;" type="text"/>