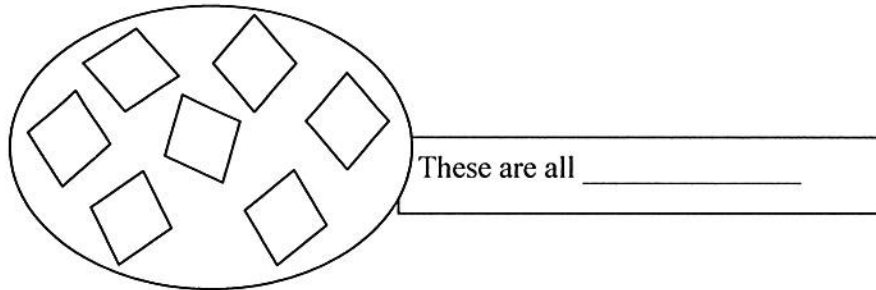
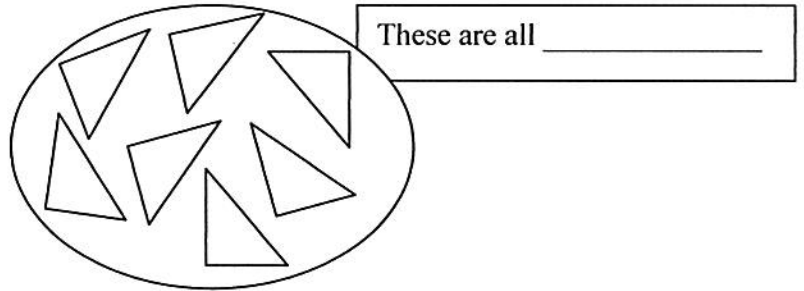
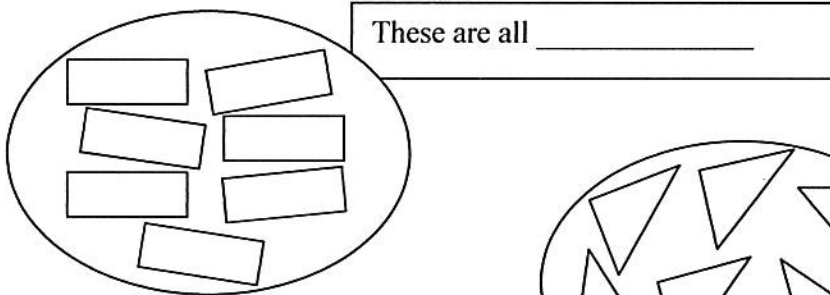


Smiley Face Math
Kindergarten, Worksheet III

Name: _____

- ☺ ☺ ☺ 1. Look at the three groups of shapes sorted below. Explain how the shapes are sorted into these groups.



- ☺ ☺ 2. Patrick found five shells on the beach. His mom gave him three more shells. How many shells does Patrick have now?

Answer: He has _____ shells now.

Shells Patrick found:



Shells his Mom gave him:




- ☺ ☺ 3. What would come next in the pattern? Show your answer with your hands and feet.


Snap, Clap, Stomp, Stomp, Snap, Clap, Stomp, Stomp, Snap, Clap, Stomp, Stomp, ? ,?...

Answer: _____, _____ **come next**

☺ ☺ ☺ 4. Put an X on all the circles you see. Tell how you know they are circles.



☺ ☺ ☺ 5. Here are some chicks. Count them and tell how many in all.



Write the number of chicks you counted in all: _____

☺ ☺ 6. Measure the snakes below using paper clips. Tell how many paper clips long each snake is, but don't measure its tongue. Write the number under the snake.



_____ paper clips



_____ paper clips