





Smiley Face Math
Kindergarten, Worksheet I

Name: _____

- ☺ ☺ 1. Look at each pair of objects below. For each pair, circle the one that is longer.



- ☺ ☺ 2. Trace and cut out 6 triangles just like the one below. Use some of the 6 triangles to create as many different designs as you can. Tell what each design looks like, then draw the designs in the box below.



- ☺ ☺ ☺ 3. Write the numbers for five, seven, and nine: _____

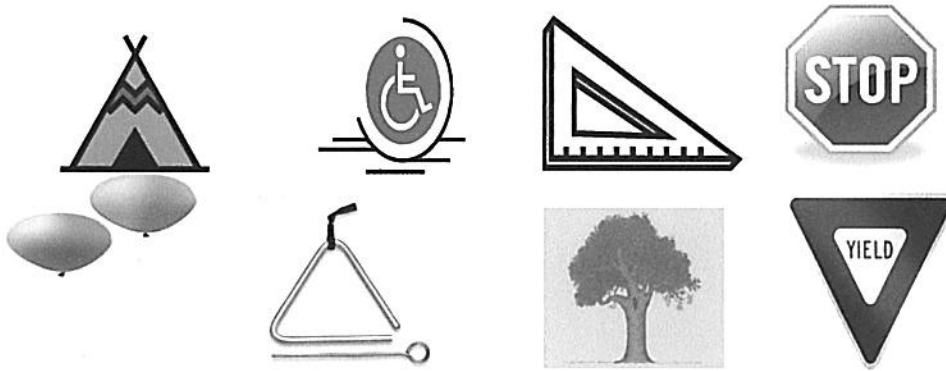
Draw the right number of circles below for each number.

Five:


Seven:

Nine:

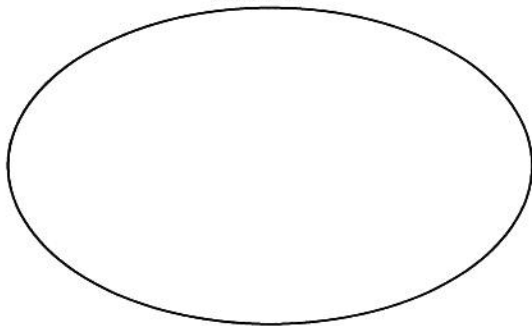
☺☺☺ 4. Circle all the triangles you see. Tell how you know they are triangles.



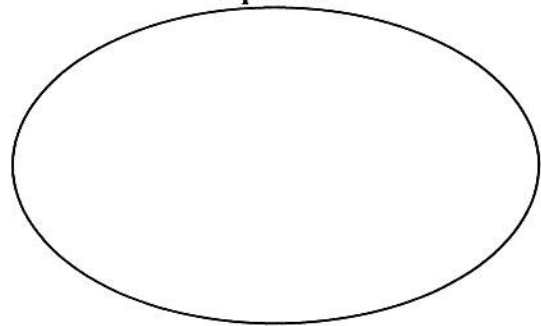
☺☺☺☺☺ 5. A. Sort the shapes into 2 groups, squares and circles.



Circles



Squares



B. Now re-sort the shapes into two other groups

