

Benefits 24/7 – Logging In

<https://benefits247.hca.wa.gov>

1) Click “Log in to Benefits 24/7”

Benefits 24/7 Login

Log in to Benefits 24/7 to manage benefits for yourself and your dependents, attest to premium surcharges, enroll in PEBB retiree coverage, and get your statement of insurance.

If you need help accessing Benefits 24/7, including resetting your security questions and answers:

- Visit the [Help with Benefits 24/7](#) webpage.
- Employees: Contact your payroll or benefits office.
- Retirees and continuation coverage subscribers: Contact us through HCA Support.

Tip: Use the preferred browser, Google Chrome, for best results.

Subscriber / Benefits administrator login

Use this log in option if you are a subscriber or a benefits administrator whose agency does not use Active Directory.

You will be redirected to the SecureAccess Washington log in page first to access Benefits 24/7.

1

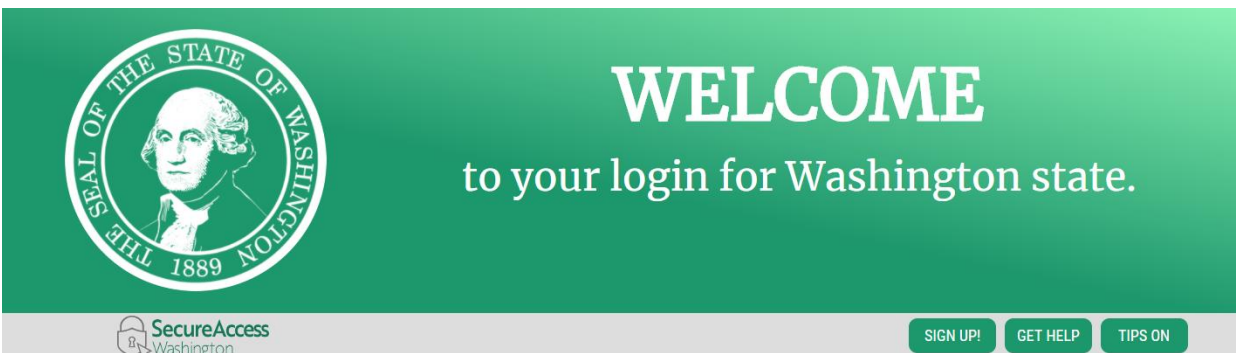
[Log in to Benefits 24/7](#)

HCA admin / PEBB benefits administrator

Use this log in option if you are an HCA admin or a PEBB benefits administrator whose agency uses Active Directory.

[Log in here](#)

2) Enter your username and password and click “Submit”



The banner features the Seal of the State of Washington on the left, which includes a portrait of George Washington and the text "THE SEAL OF THE STATE OF WASHINGTON 1889". To the right, the word "WELCOME" is written in large white letters, followed by "to your login for Washington state." in smaller white text. At the bottom left is the "SecureAccess Washington" logo. At the bottom right are three buttons: "SIGN UP!", "GET HELP", and "TIPS ON".

2

LOGIN

USERNAME

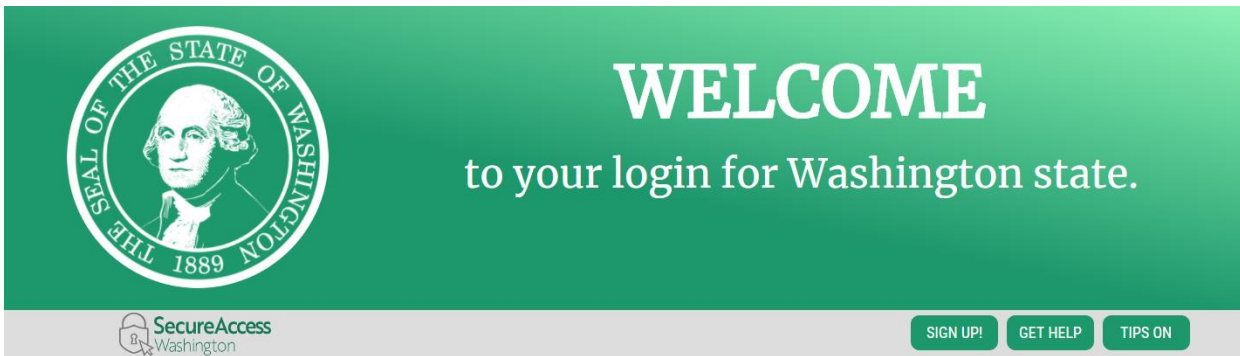
PASSWORD

[SUBMIT](#)

[Forgot your username?](#) | [Forgot your password?](#)



3) If you do not remember your username, click "Forgot your username?"



LOGIN

USERNAME

PASSWORD

3



- 4) Enter your email address that is associated to your SEBB My Account
- 5) Click box for "I'm not a robot"
- 6) Click "Send"
 - Check your email for email with username

A green banner with the Seal of the State of Washington on the left. The text reads "GET HELP" with a close button (X) on the right. Below the banner are three buttons: "USERNAME", "PASSWORD", and "MORE HELP".

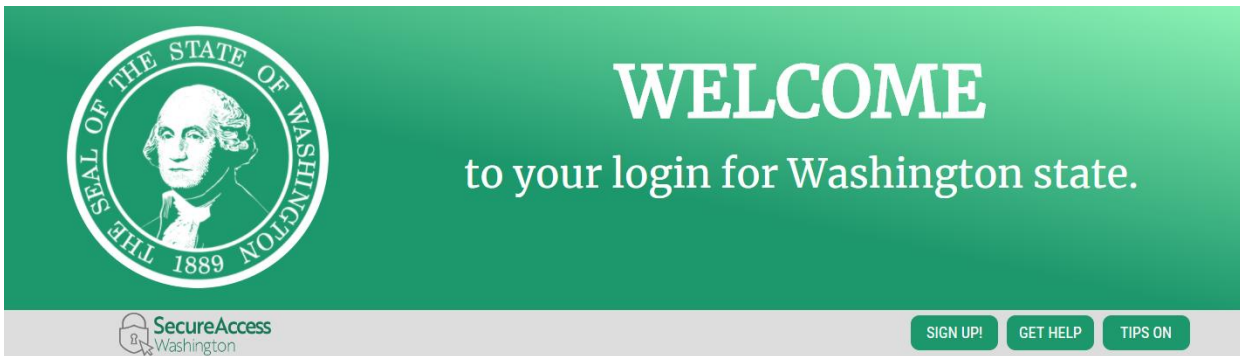
4 **USERNAME REMINDER**

ENTER YOUR EMAIL

5 I'm not a robot

reCAPTCHA
Privacy · Terms

7) If you do not remember your password, click "Forgot your password?"



LOGIN

USERNAME

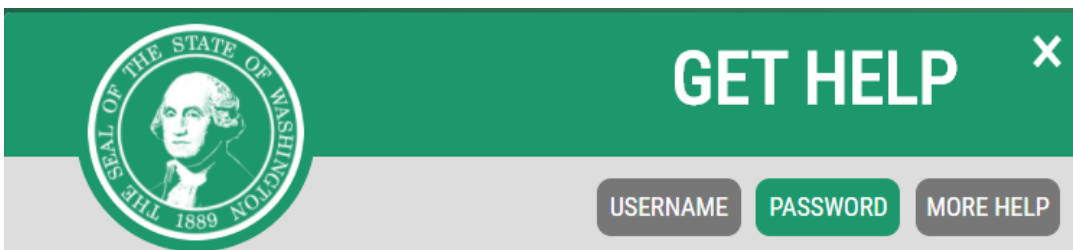
PASSWORD

7



- 8) Enter your username
- 9) Enter your email address that is associated to your SEBB My Account
- 10) Click box for "I'm not a robot"
- 11) Click "Reset"

 - Check your email for email for a link to reset your password



8 **PASSWORD RESET**

ENTER YOUR USERNAME

9 CONFIRM YOUR EMAIL

10 I'm not a robot

11

reCAPTCHA
Privacy - Terms