


Aeries Parent/Student Mobile Portal App



The Aeries Parent/Student App is now available in the [Play Store](#) for Android devices and [App Store](#) for iOS devices.

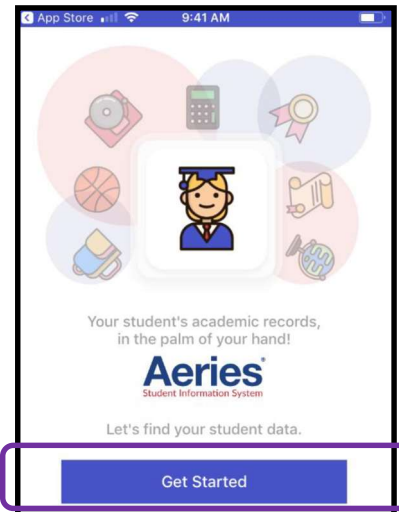
Go to the appropriate app store and search for **Aeries**. Select the **Aeries Mobile Portal** app.

1



2

Once downloaded, click on **Get Started**.



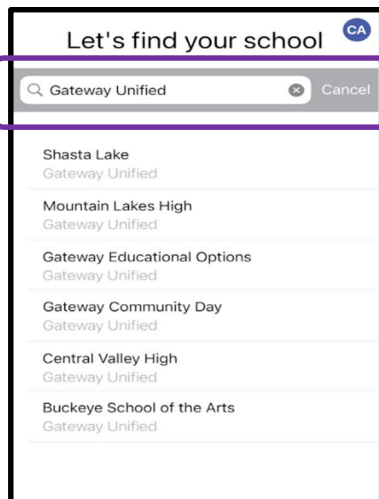
3

Search for your student's school. Be sure to select the correct School with **Gateway Unified** as the District.

*Important Notes

If your student moves to another GUSD school, you do not have to download the app again. The information within the app will update to the current school.

If you select the incorrect GUSD school, the app will reflect the correct school and you will not have to download an additional school.



4

Click on **Choose School**.

Back	Selected District
School Name	Shasta Lake
County	Shasta
Street	4620 Vallecito St.
City	Shasta Lake
Zip Code	96019
State	CA
Choose School	

5

Click on **YES** to select.

Shasta Lake
Do you want to select this school?

No Yes

LOGGING IN

Login and **Password** are the same as the one used for the Aeries Parent Portal website.

If you have more than one student with GUSD, once logged in to the app, click on the student's name at the top of the screen to switch between students.

Parents and students will never have to use the **Create account** link. Accounts are auto-created when the student is made active in Aeries.

If you have questions regarding your Aeries Portal account, please contact the school's front office.

Sign in with Google – this has not been enabled.

Aeries
Student Information System

Shasta Lake

Email

Password

Keep me logged in

Login

[Forgot password?](#)

~~Sign in with Google~~

[Report a problem](#)