

NJSLA PRESENTATION 2024



NJSLA PERFORMANCE LEVELS

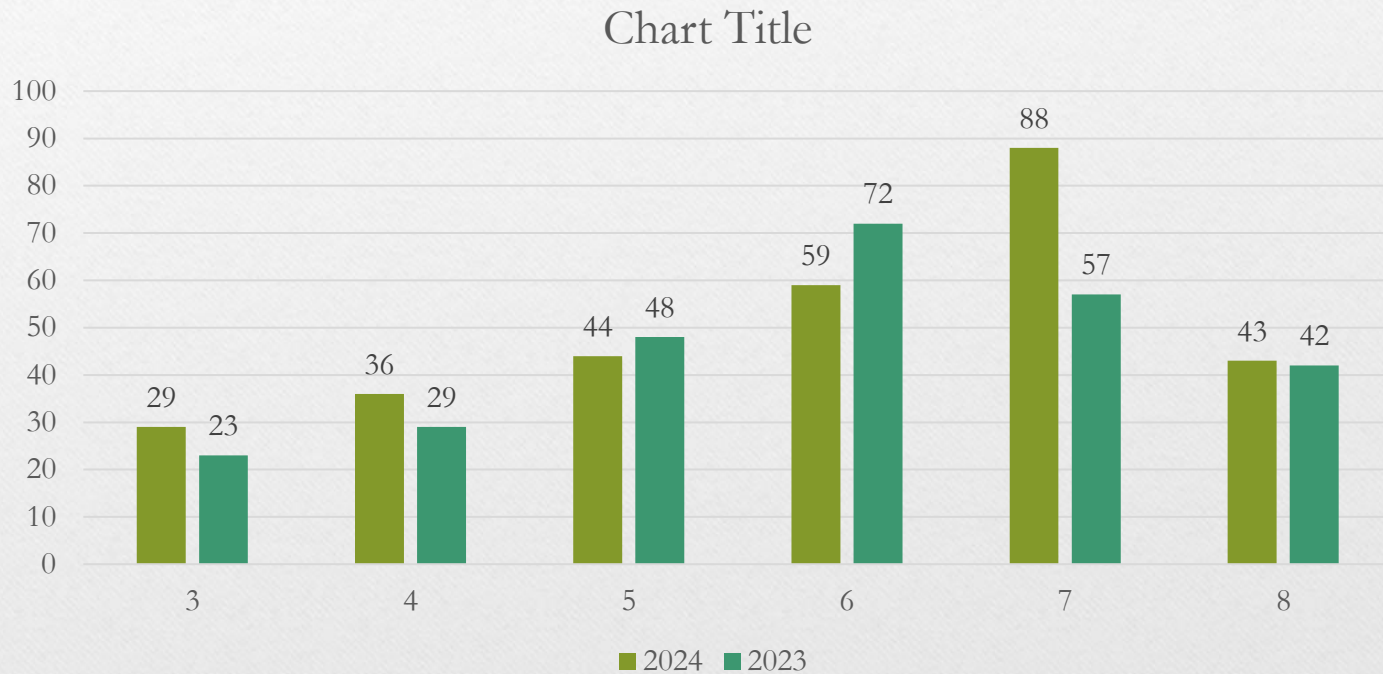
- Level 1: Not Yet meeting grade-level expectations (650-699)
- Level 2: Partially meeting grade-level expectations (700-724)
- Level 3: Approaching grade-level expectations (725-749)
- **Level 4: Meeting grade-level expectations (750-809)**
- **Level 5: Exceeding grade-level expectations (810-850)**

Estell Manor School District

Language Arts

GRADE	VALID TESTS	% PROFICIENT 2024	% PROFICIENT 2023
3	21	29%	23%
4	22	36%	29%
5	20	44%	48%
6	22	59%	72%
7	16	88%	57%
8	19	43%	42%

Estell Manor School District Language Arts

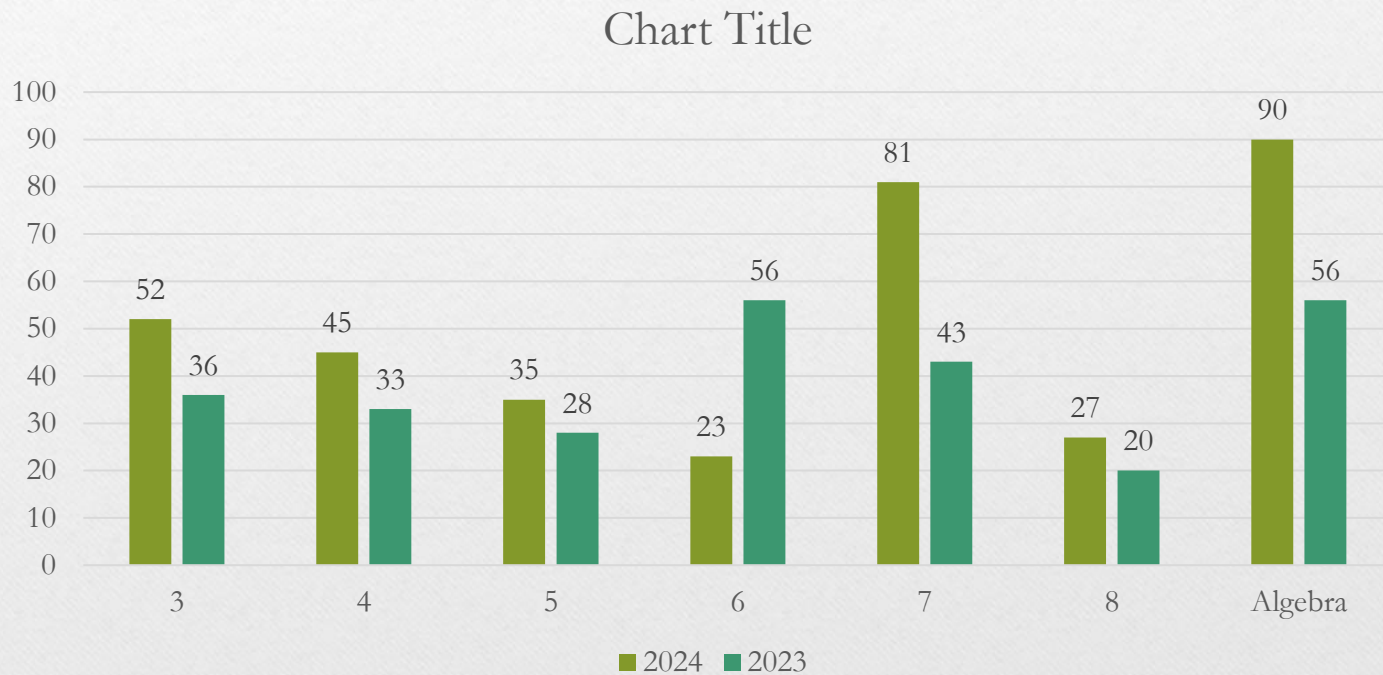


Estell Manor School District

Mathematics

GRADE	VALID TESTS	% PROFICIENT 2024	% PROFICIENT 2023
3	21	52%	36%
4	22	45%	33%
5	20	35%	28%
6	22	23%	56%
7	16	81%	43%
8	10	27%	20%
Algebra	10	90%	56%

Estell Manor School District Mathematics

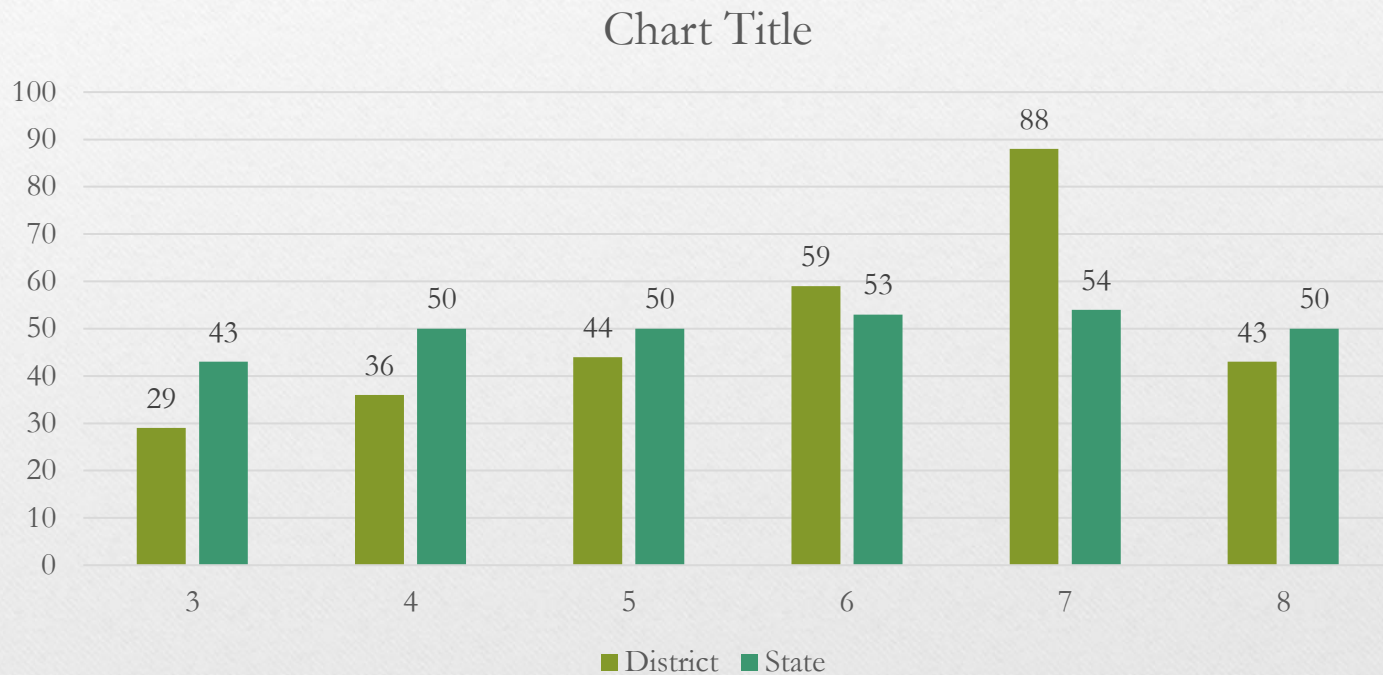


Estell Manor School District

Language Arts

GRADE	VALID TESTS	DISTRICT AVERAGE	STATE AVERAGE
3	21	29%	43%
4	22	36%	50%
5	20	44%	50%
6	22	59%	53%
7	16	88%	54%
8	19	43%	50%

Estell Manor School District Language Arts

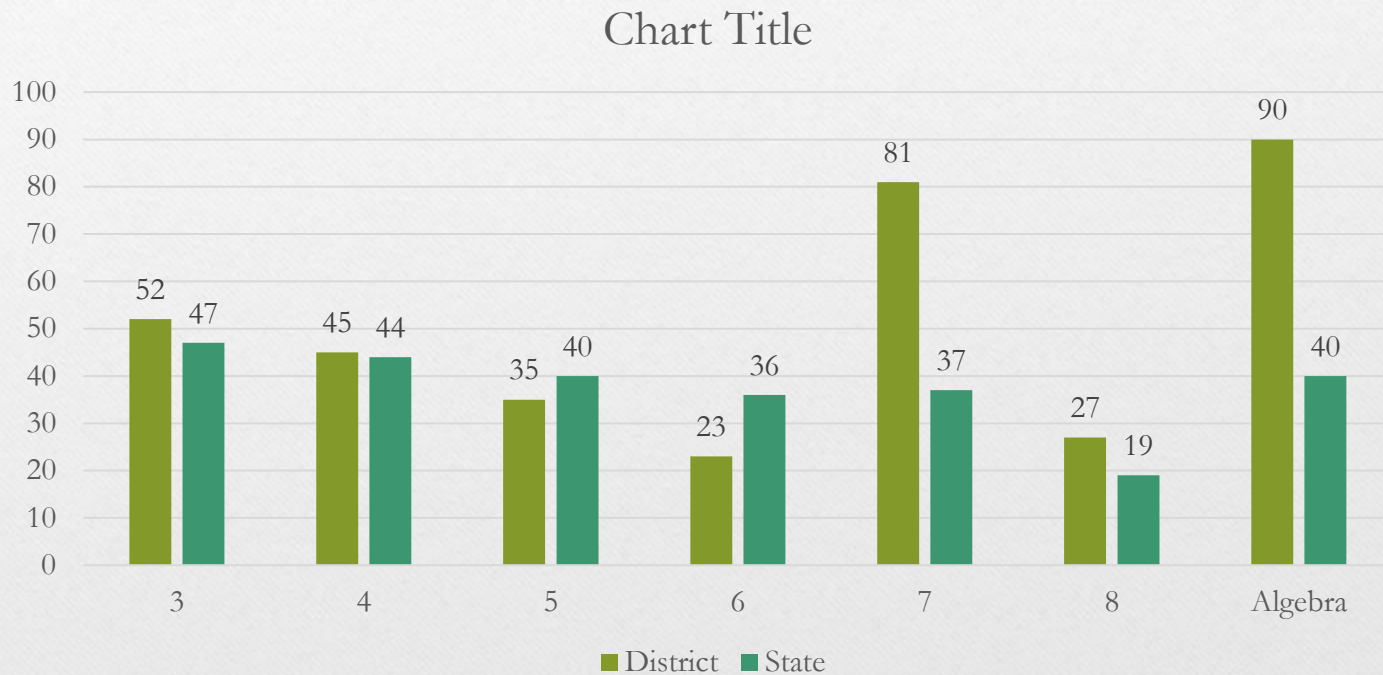


Estell Manor School District

Mathematics

GRADE	VALID TESTS	DISTRICT AVERAGE	STATE AVERAGE
3	21	52%	47%
4	22	45%	44%
5	20	35%	40%
6	22	23%	36%
7	16	81%	37%
8	10	27%	19%
Algebra	10	90%	40%

Estell Manor School District Mathematics

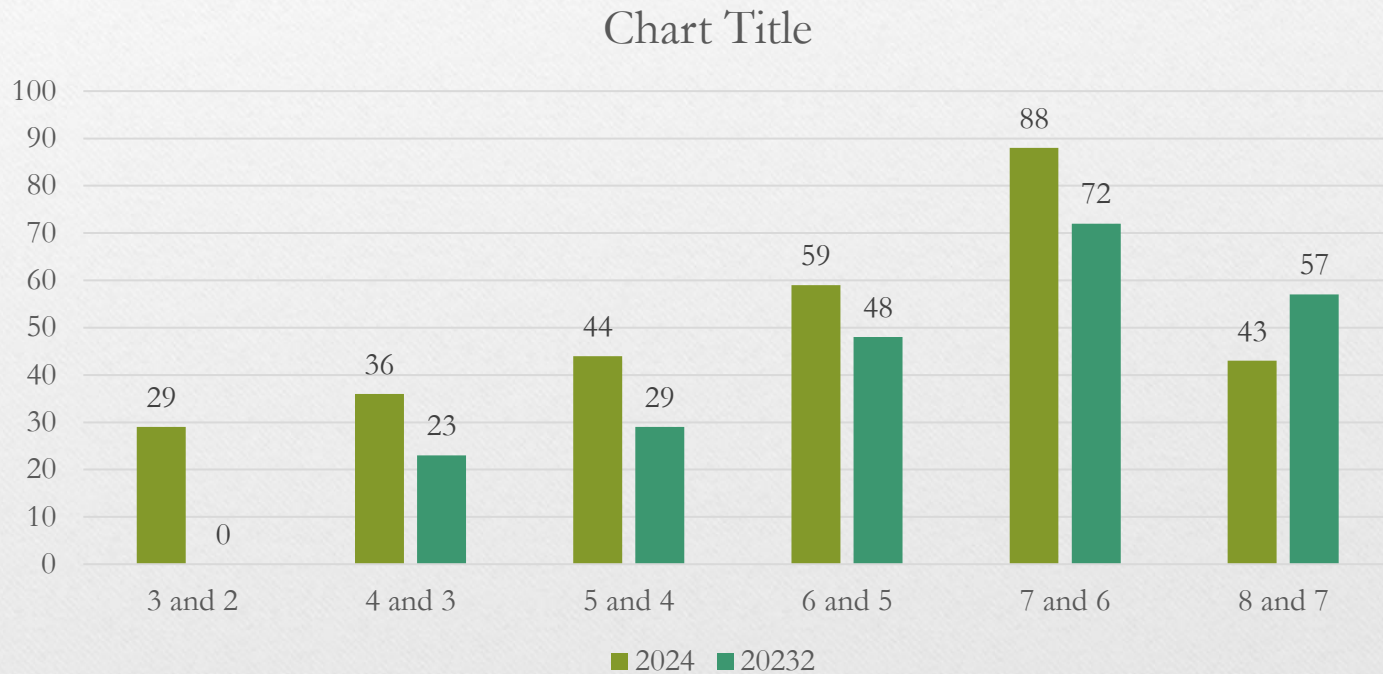


Estell Manor School District

Language Arts-Cohorts

GRADE	2024	GRADE	2023
3	29%	2	N/A
4	36%	3	23%
5	44%	4	29%
6	59%	5	48%
7	88%	6	72%
8	43%	7	57%

Estell Manor School District Language Arts-Cohorts



Estell Manor School District

Mathematics-Cohorts

GRADE	2024	GRADE	2023
3	52%	2	N/A
4	45%	3	36%
5	35%	4	33%
6	23%	5	28%
7	81%	6	56%
8	27%	7	43%
Algebra	90%	Algebra	56%

Estell Manor School District Mathematics-Cohorts



COMPARISON

- 2024

- OUT OF 13 CATEGORIES (6 ELA AND 7 MATH)
- 7 BEAT OR TIED THE STATE AVERAGE

- 2023

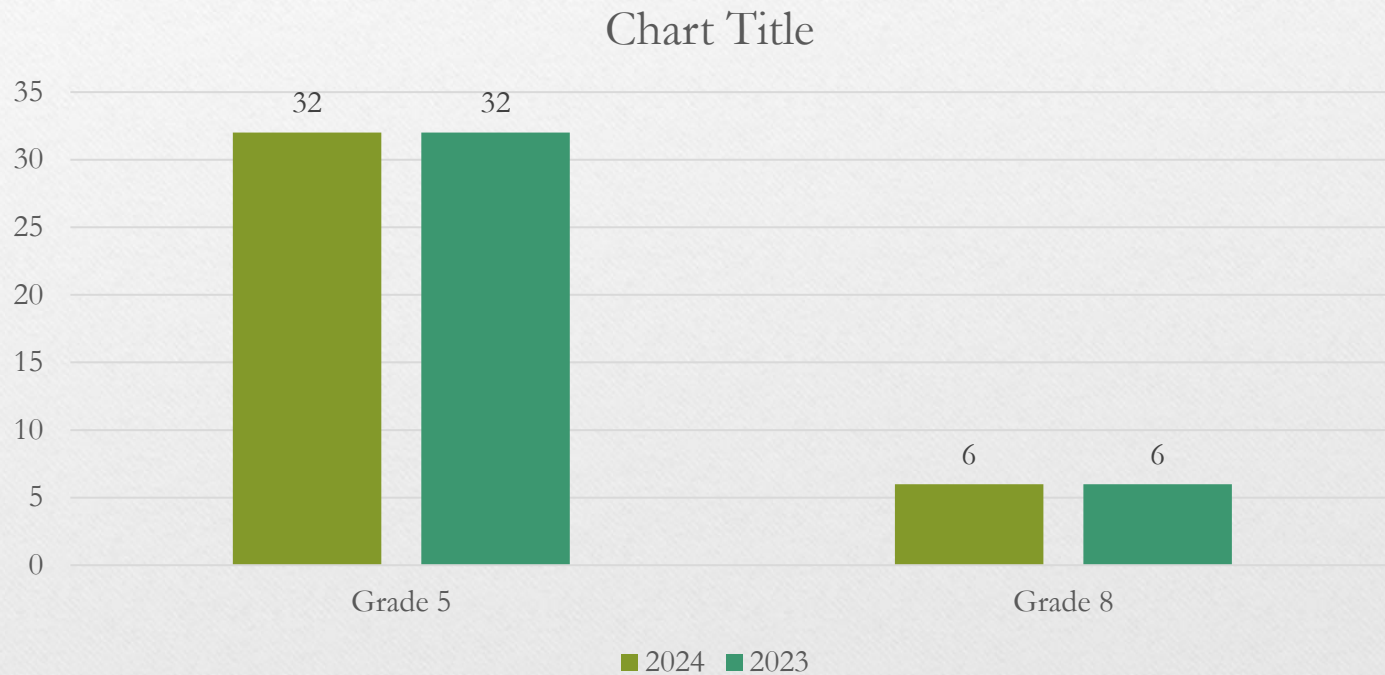
- OUT OF 13 CATEGORIES (6 ELA AND 7 MATH)
- 6 BEAT OR TIED THE STATE AVERAGE

Estell Manor School District

Science

GRADE	VALID TESTS	% PROFICIENT 2024	% PROFICIENT 2023
5	20	32%	32%
8	20	6%	6%

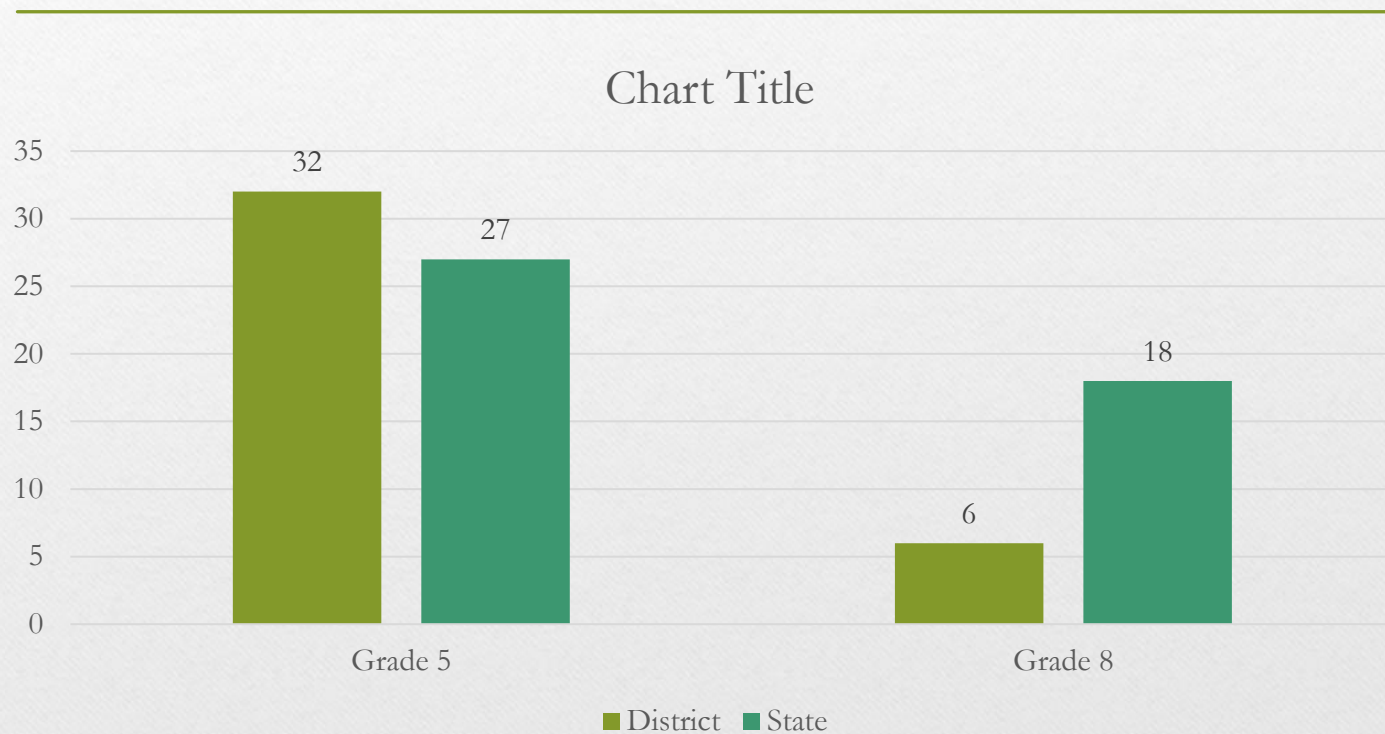
Estell Manor School District Science



Estell Manor School District Science

GRADE	VALID TESTS	DISTRICT AVERAGE	STATE AVERAGE
5	20	32%	27%
8	20	6%	18%

Estell Manor School District Science



SUMMARY

- **Math:**
 - Continue iReady Assessment
-
- Basic Skills- Extra Support
 - **ELA:**
 - Extra Period a day of Literacy Support- Grades 3-4
 - Basic Skills- Extra Support- Grades 5-8
 - **Science:**
 - Working with ELA Teachers- Vocabulary and Comprehension
 - STEAM Activities- Higher Order Thinking Skills

NJSLA SCORES

- INDIVIDUAL STUDENT ASSESSMENT REPORTS WERE SENT HOME IN SEPTEMBER

EMEA WELCOME BACK DANCE



WILDCAT DEN



WILDCAT DEN



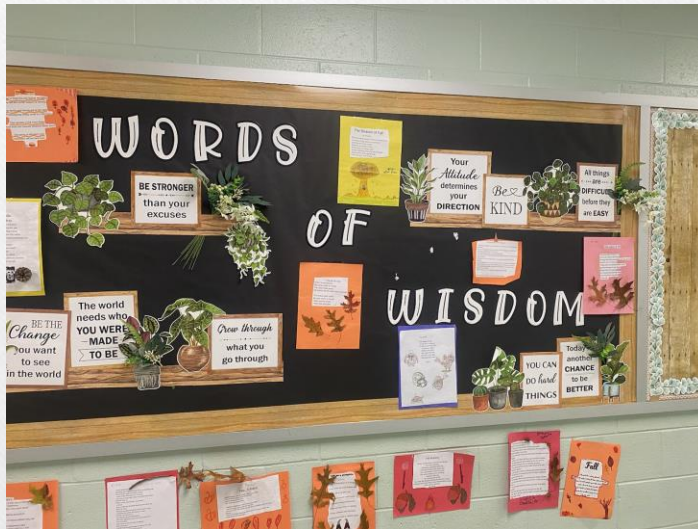
CATERPILLAR TO BUTTERFLY RELEASE



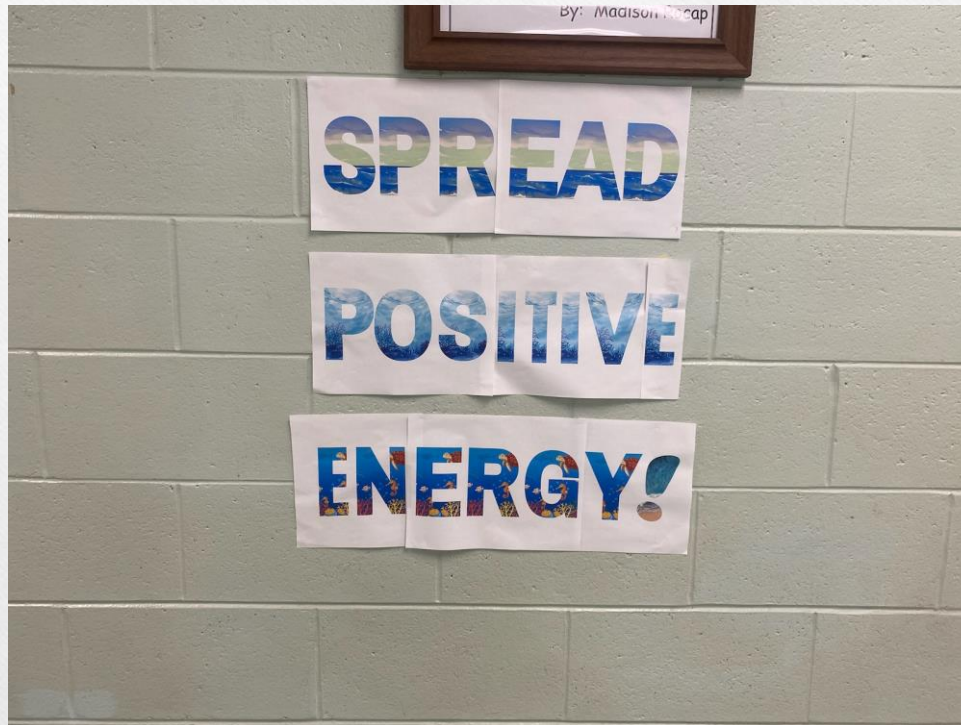
LANGUAGE ARTS “SCOOT” ACTIVITY



LANGUAGE ARTS FALL POEMS



SECONDARY THEME



SAFETY PATROL PLEDGE




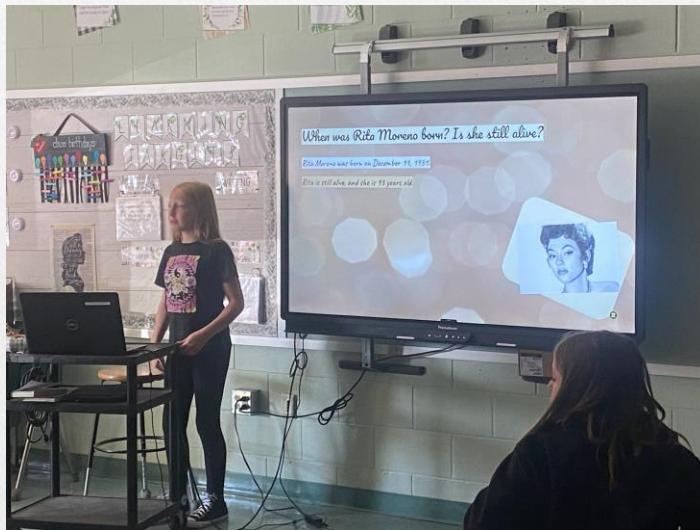
FIRE PREVENTION WEEK




FIRE PREVENTION WEEK



HISPANIC HERITAGE MONTH



LCD WRITING TABLET




STEAM ACTIVITIES



STEAM ACTIVITIES



STEAM ACTIVITIES



HSA TRUNK OR TREAT



FIELD HOCKEY



FIELD HOCKEY

