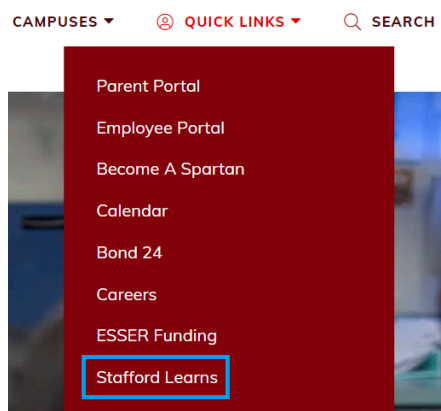


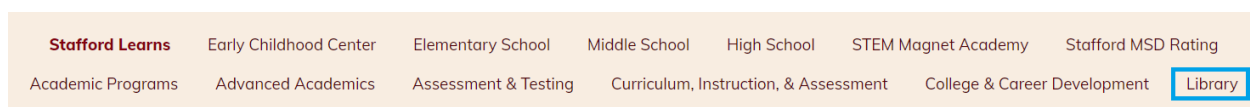
STEM Grades 5-8 Book Reservations*

*This process is temporary. Updated instructions will be distributed once Classlink is updated.

- Go to www.staffordmsd.org
- Click on **QUICK LINKS** at the top, then click on **Stafford Learns**.



- Scroll down and click on **Library** on the menu.



- Scroll down and click on **LIBRARY CATALOGS**.



- Click on **Stafford High School**.
- In the upper right hand corner, click on the **box with the arrow**.



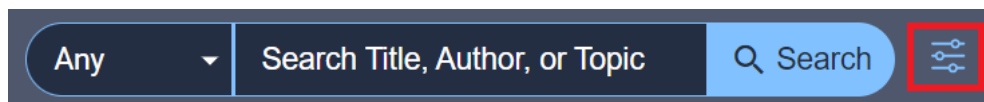
- Type your **username** (student ID/lunch #) and **password** (birthday: MM/DD/YYYY - include the // marks). Click **Login**.

Username

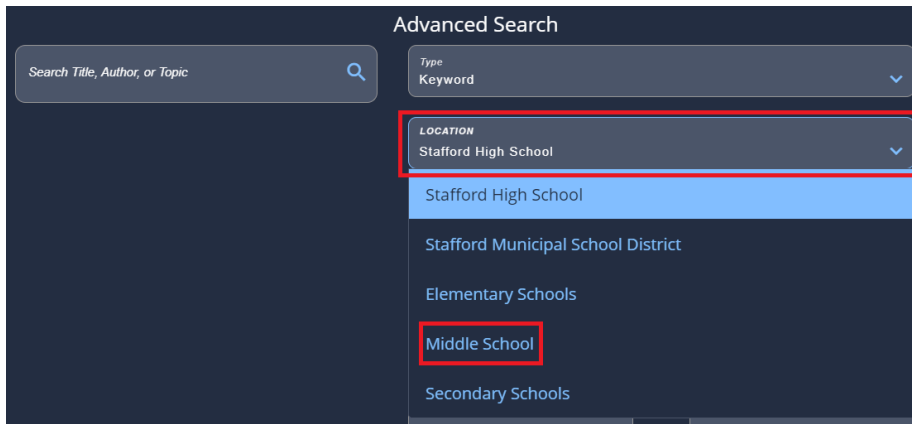
Password

Close Continue as Guest Login


- Search for a book using the **advanced search** feature. Click on the **sliders**.



- Use the drop down menu for **Location** and select **Middle School**.

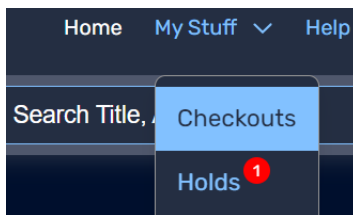


- **Type** in the search box the title, author, or topic you're interested in.
- Click **Hold** under the book image to reserve the book.



Note - If you click **Hold** on a book which is already checked out, you will be placed in line to check it out when it returns. Some books may have many people in line!

To check on your holds, click on **My Stuff** at the top and then click **Holds**.



- If your book has arrived at the high school library, it will say **HOLD READY**.

