


SNOHOMISH SCHOOL DISTRICT


ANNUAL

REPORT



SNOHOMISH
SCHOOL
DISTRICT

2023-24 REPORT TO THE COMMUNITY



SNOHOMISH SCHOOL DISTRICT

SCHOOL BOARD



Superintendent
Dr. Kent Kultgen

Thanks to the dedication and commitment of our educational team, we believe that every student can achieve success. Our team includes teachers, support staff, administrators, families, community, partners, the School Board, and our students themselves. Together, each of us plays a role in helping ensure that every student thrives.

Snohomish School District
1601 Avenue D | Snohomish, WA 98290
www.sno.wednet.edu

The Snohomish School District does not discriminate in any programs or activities on the basis of sex, race, creed, religion, color, national origin, age, veteran or military status, sexual orientation, gender expression or identity, disability, or the use of a trained dog guide or service animal and provides equal access to the Boy Scouts and other designated youth groups. The following employees have been designated to handle questions and complaints of alleged discrimination: Civil Rights Coordinator, Title IX Coordinator and ADA – Darryl Pernat, 1601 Avenue D, Snohomish, WA 98290, 360-563-7285, darryl.pernat@sno.wednet.edu; Section 504 Coordinator and Harassment, Intimidation and Bullying – Shawn Stevenson, 1601 Avenue D, Snohomish, WA 98290, 360-563-7282, shawn.stevenson@sno.wednet.edu.



Josh Seek
President
District Director #3



Jay Hagen
Vice President
District Director #5



Shaunna Ballas
Legislative Representative
District Director #1



Rob Serviss
Board Member
District Director #2



Sherri Larkin
Board Member
District Director #4

Snohomish School District serves more than 9,600 students on 15 school campuses. This report provides information about our school district, schools, staff members and students. This report is designed to provide parents/guardians and community members with important demographic, budget, facility, and student achievement data for school year 2023-24 (September 1-August 31). Additional information about our schools and programs is available at www.sno.wednet.edu and at the Washington Office of Superintendent of Public Instruction.

OUR MISSION

To create an educational community that ignites a passion for learning where every student is known and empowered.

OUR VISION

Every student thrives.



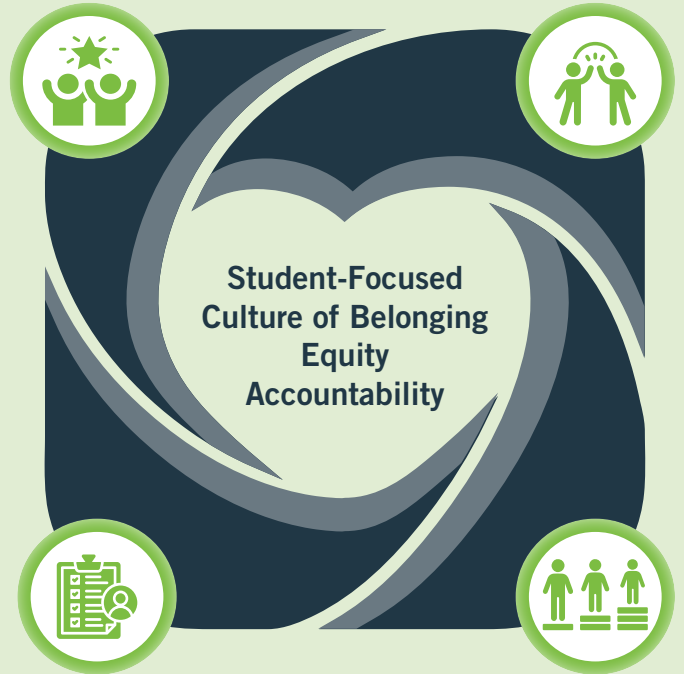
Teaching & Learning Excellence

We believe that effective teaching and learning is rooted in authentic relationships and strong instructional methodology. Through this framework of excellence, our district will ensure that each student is inspired to learn, supported to succeed, and challenged to discover their path to success in their post-secondary endeavors.

Family & Community Engagement

Each student, staff member, family, and our community are welcomed as partners for student academic and social-emotional success. We share the mutual responsibility to create a positive, equitable, caring environment for our children to thrive.

CORE VALUES



Student & Staff Well-Being

We are committed to building a welcoming and nurturing community where staff and students are valued and feel safe.

Resource Management

We will ensure equitable allocation of resources (time, money, people, relationships, and space) at all levels of the district. Decisions are informed by data and best practices in consideration of student and staff needs, safety, and accessibility.

OUR COMMITMENTS

OUR DISTRICT



9,642
STUDENT ENROLLMENT
2023-24*

71.6%
Regular attendance 2022-23*

6.0%
Dropout rate 2022-23*

1.5%
Homeless student population
(2023-24*)



GRADUATION RATES
90.9%
Four-year 2022-23*

77.7% High school students completed a dual-credit course (2022-23*)

SPECIAL PROGRAMS

6.8% Section 504
2023-24*



6.0%
MULTILINGUAL LEARNERS
(2023-24*)

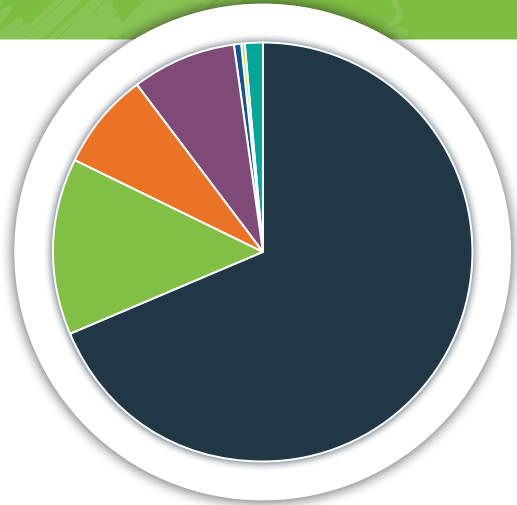
14.8% 

STUDENTS WITH DISABILITIES
(receive support through an IEP) (2023-24*)



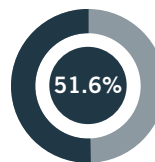
23.8%
LOW INCOME
(free/reduced meals)
(2023-24*)

STUDENT DIVERSITY 2023-24*

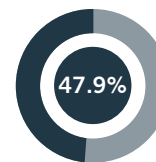


White	67.7%
Hispanic/Latino Of Any Races	13.8%
Two Or More Races	7.9%
Asian	8.7%
Black/African American	1.2%
American Indian/Alaskan Native	0.6%
Native Hawaiian/Other Pacific Islander	0.2%

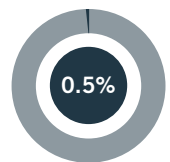
Male



Female



Gender X





* Data from Washington Office of Superintendent of Public Instruction

AT A GLANCE

STUDENT TRANSPORTATION

 **220**
Bus routes per day (2023-24)

 **7,482**
Total number of students riding bus to and/or from school every day (2023-24)

 **868,462**
Total miles traveled (2023-24)



90,457
Breakfasts served (2023-24)

496,265
Lunches served (2023-24)

586,722
Total student meals served (2023-24)

FOOD SERVICE

OUR TEAM



601

Certificated staff (2023-24)

422

Classified staff (2023-24)

ABOUT OUR TEACHERS

14.9 years
Average years of teacher experience (2022-23*)

73.4%
Teachers with at least a Master's degree (2022-23*)



* Data from Washington Office of Superintendent of Public Instruction

STATE TESTING SPRING 2024



The percentages represent Snohomish students who participated in the Smarter Balanced Assessment (SBA) and Washington Comprehensive Assessment of Science (WCAS) in Spring 2024, meeting state standards in English Language Arts (ELA), math, and science. Students in grades 3-8 and 10 take the SBA, while those in grades 5, 8, and 11 take the WCAS. Each year, our students consistently exceed state averages.

Shows foundational grade-level knowledge and skills or above



77.8%
Met ELA standards* (70.8% WA state)



73.3%
Met math standards* (62.7% WA state)



64.0%
Met science standards* (62.0% WA state)

* Students showing foundational grade level knowledge and skills or above (Washington Office of Superintendent of Public Instruction Report Card - Spring 2024)

College-level learning without needing remedial classes



58.6%
Met ELA standards* (50.3% WA state)



49.2%
Met math standards* (39.7% WA state)

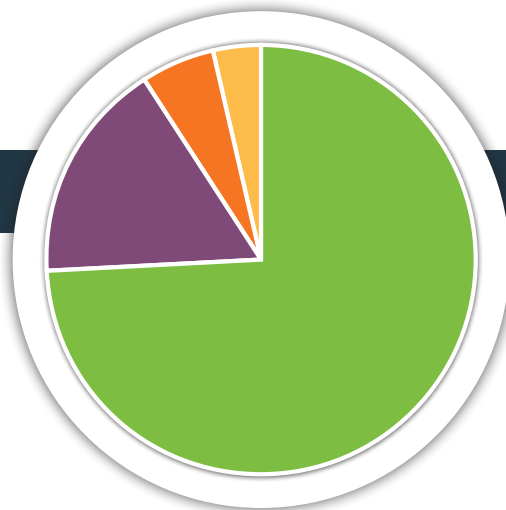


46.1%
Met science standards* (43.5% WA state)

* Students on track for college-level learning without needing remedial classes (Washington Office of Superintendent of Public Instruction Report Card - Spring 2024)

FINANCIAL STEWARDSHIP

REVENUES TOTAL: \$181,295,182



STATE
72.6%
\$131,604,322



The state of Washington is Snohomish School District's largest funding source at nearly 73 cents of every dollar. The amount paid by the state is dependent on enrollment. Funding from the state does not fully cover educational costs.



LOCAL TAXES
17.5%
\$31,697,610



Local taxes are referred to as "levies" because they are levied on a calendar-year basis from local taxpayers. At more than 17 cents of every dollar, levies are critical to district funding. Every levy must be approved by local voters and is collected over a set number of years. The 2022 voter-approved Educational Programs and Operations Replacement Levy and the Replacement Levy for Technology, Safety and Facility Improvements expire at the end of 2026.



FEDERAL
3.4%
\$6,241,557



Federal money accounts for about three cents of every dollar received and helps provide vital services in specific areas.



OTHER
6.5%
\$11,751,693



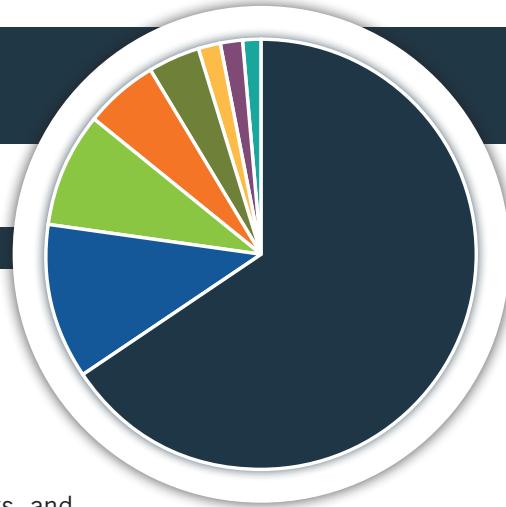
All other funding sources combined make up the remainder of the six cents out of every dollar received. This includes Snohomish Aquatic Center revenue, grants, gifts, donations, and fees that are used for very specific needs.



EXPENDITURES

TOTAL: \$180,539,138

Snohomish School District is committed to being a good financial steward of the support provided by taxpayers.



65.8%
\$118,876,267

Teaching and Teaching Support

Classroom and student learning supports including teachers, counselors, librarians, nurses, specialists, paraeducators, textbooks, and curriculum account for nearly 66 cents of every dollar spent.



11.7%
\$21,054,434

School & District Office Support

Principals, administrators, administrative assistants, and district office staff account for about 12 cents of every dollar.



8.6%
\$15,497,669

All Other Support Services

About nine cents per dollar went to pay for services such as safety programs/projects, athletics, nutrition/food services, costs associated with our Snohomish Aquatic Center, and the net present value of technology device leases.



5.5%
\$9,854,146

Custodial, Maintenance, Grounds & Facilities

More than five cents per dollar was spent on school maintenance, custodians, facilities and grounds crews, supplies, and materials.



3.8%
\$6,844,528

Transportation

Buses, fuel costs, mechanics, and bus drivers to safely transport students cost the district nearly four cents per dollar last year.



1.9%
\$3,397,599

Technology

About two cents of every dollar supports learning tools such as laptops, desktops, interactive LCD screens, and other electronic learning devices.



1.5%
\$2,798,793

Utilities

Power, water, garbage, and sewer for all district schools and buildings cost nearly two cents per dollar.



1.2%
\$2,215,702

Capital Projects

Capital projects including improvements to security cameras, athletic fields, siding, parking lots, and covered play areas, were made throughout the district.



**SNOHOMISH
SCHOOL
DISTRICT**

1601 Avenue D
Snohomish, WA 98290-1799

Non-Profit
US Postage
PAID
Permit #201
Snohomish, WA

ECRWSS
Postal Customer

OUR SCHOOLS AND FACILITIES

Snohomish School District

Address - 1601 Avenue D, Snohomish, WA 98290
Website - www.sno.wednet.edu
Phone - 360-563-7300

AIM High School

Address - 525 13th Street, Snohomish, WA 98290
Website - www.sno.wednet.edu/aim
Phone - 360-563-3400

Glacier Peak High School

Address - 7401 144th Place SE, Snohomish, WA 98296
Website - www.sno.wednet.edu/gphs
Phone - 360-563-7500

Snohomish High School

Address - 1316 Fifth Street, Snohomish, WA 98290
Website - www.sno.wednet.edu/shs
Phone - 360-563-4000

Centennial Middle School

Address - 3000 South Machias Road, Snohomish, WA 98290
Website - www.sno.wednet.edu/cms
Phone - 360-563-4525

Valley View Middle School

Address - 14308 Broadway Avenue SE, Snohomish, WA 98296
Website - www.sno.wednet.edu/vvms
Phone - 360-563-4225

Cascade View Elementary

Address - 2401 Park Avenue, Snohomish, WA 98290
Website - www.sno.wednet.edu/cascadeview
Phone - 360-563-7000

Cathcart Elementary

Address - 8201 188th Street SE, Snohomish, WA 98296
Website - www.sno.wednet.edu/cathcart
Phone - 360-563-7075

Central Emerson Elementary

Address - 1103 Pine Avenue, Snohomish, WA 98290
Website - www.sno.wednet.edu/centralemerson
Phone - 360-563-7150

Dutch Hill Elementary

Address - 8231 131st Avenue SE, Snohomish, WA 98290
Website - www.sno.wednet.edu/dutchhill
Phone - 360-563-4450

Little Cedars Elementary

Address - 7408 144th Place SE, Snohomish, WA 98296
Website - www.sno.wednet.edu/littlecedars
Phone - 360-563-2900

Machias Elementary

Address - 231 147th Avenue SE, Snohomish, WA 98290
Website - www.sno.wednet.edu/machias
Phone - 360-563-4825

Riverview Elementary

Address - 7322 64th Street SE, Snohomish, WA 98290
Website - www.sno.wednet.edu/riverview
Phone - 360-563-4375

Seattle Hill Elementary

Address - 12711 51st Avenue SE, Everett, WA 98208
Website - www.sno.wednet.edu/seattlehill
Phone - 360-563-4675

Totem Falls Elementary

Address - 14211 Sno-Cascade Drive, Snohomish, WA 98296
Website - www.sno.wednet.edu/totemfalls
Phone - 360-563-4750

Parent Partnership Program

Address - 525 13th Street, Snohomish, WA 98290
Website - www.sno.wednet.edu/ppp
Phone - 360-563-3423

ECEAP

Address - 221 Union Avenue, Snohomish, WA 98290
Website - www.sno.wednet.edu/eceap
Phone - 360-563-4641

Snohomish Aquatic Center

Address - 516 Maple Avenue,
Snohomish WA 98290
Website - www.snohomishaquatic.com
Phone - 360-568-8030

