

English Language Arts/Literacy and Mathematics

Smarter Balanced Summative Assessments

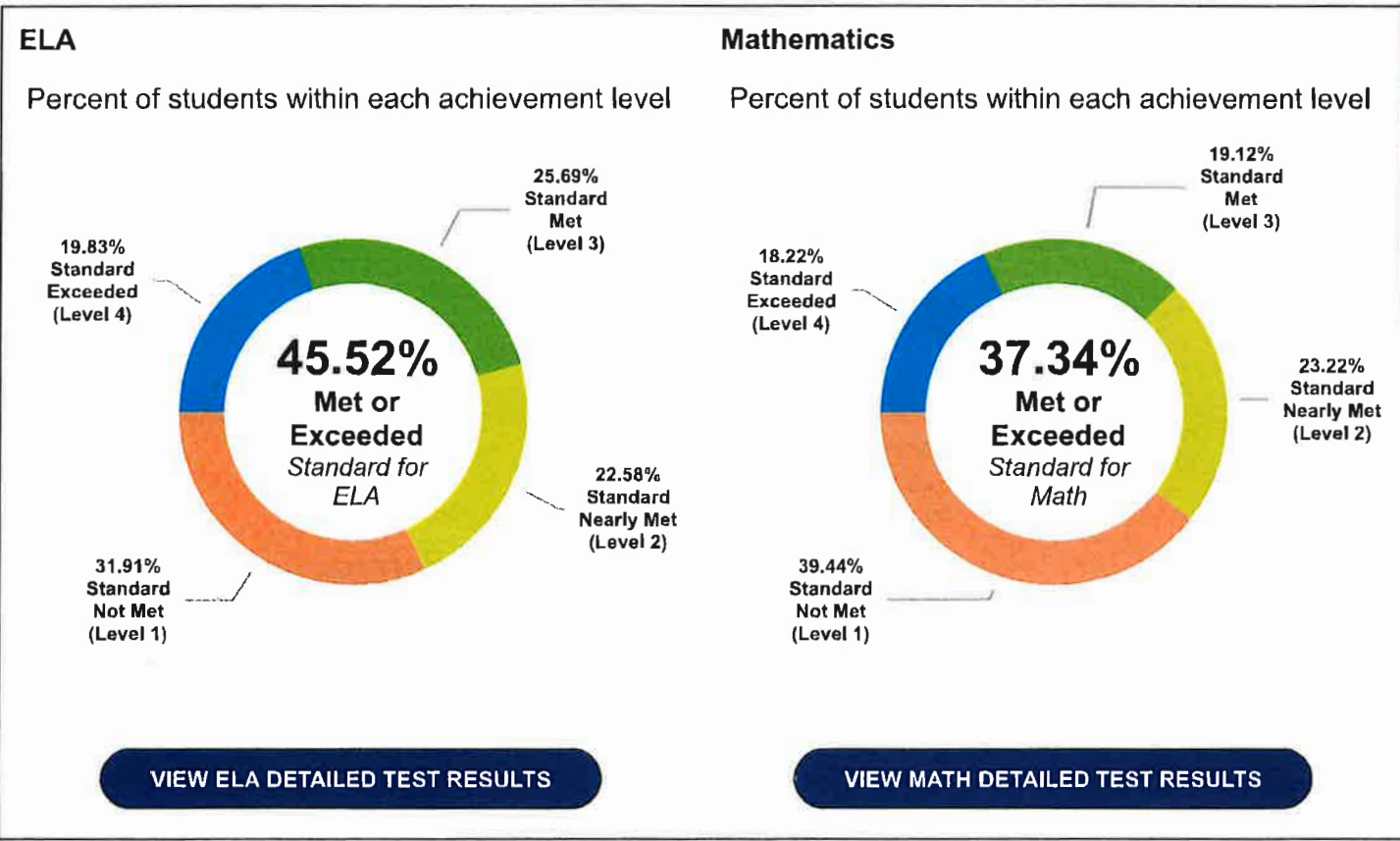
Test Results at a Glance

District: Mt. Diablo Unified

CDS Code: 07-61754-0000000 | County: Contra Costa

Report Options

Year:
 Grade:
 Student Group:
 School Type:
[Selections Applied](#)



ADD TO COMPARE →

Add this entity to comparison and find other entities to compare it to.

SCHOOL-DISTRICT-STATE COMPARISON →

Search for a school to compare its results to the district and state.

CHANGE OVER TIME →

View how a group/cohort of students has progressed.

PERFORMANCE TREND REPORTS →

View the performance of two different student groups within a single grade over time.

RESEARCH FILES →

Get files for complex analyses and customized reporting.

English Language Arts/Literacy and Mathematics

Smarter Balanced Summative Assessments

Test Results at a Glance

District: Mt. Diablo Unified

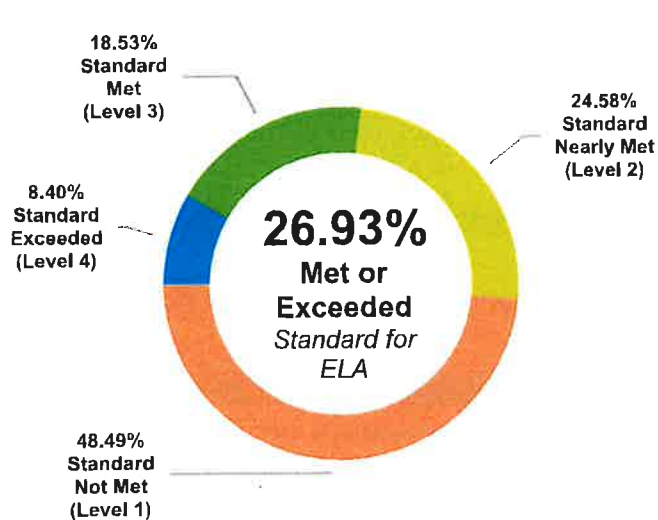
CDS Code: 07-61754-0000000 | County: Contra Costa

Report Options

Year: 2023–24
 Grade: All Grades
 Student Group: Economic Status, Socioeconomically disadvantaged
 School Type: All Schools
 Selections Applied

ELA

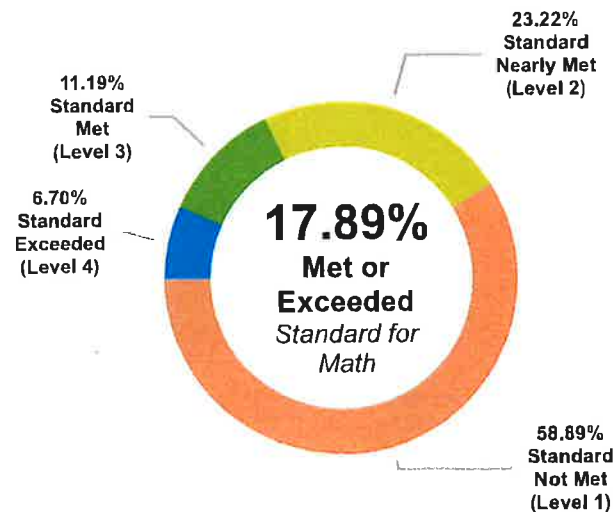
Percent of students within each achievement level



VIEW ELA DETAILED TEST RESULTS

Mathematics

Percent of students within each achievement level



VIEW MATH DETAILED TEST RESULTS

ADD TO COMPARE →
Add this entity to comparison and find other entities to compare it to.

SCHOOL-DISTRICT-STATE COMPARISON →
Search for a school to compare its results to the district and state.

CHANGE OVER TIME →
View how a group/cohort of students has progressed.

PERFORMANCE TREND REPORTS →
View the performance of two different student groups within a single grade over time.

RESEARCH FILES →
Get files for complex analyses and customized reporting.

English Language Arts/Literacy and Mathematics

Smarter Balanced Summative Assessments

Test Results at a Glance

District: Mt. Diablo Unified

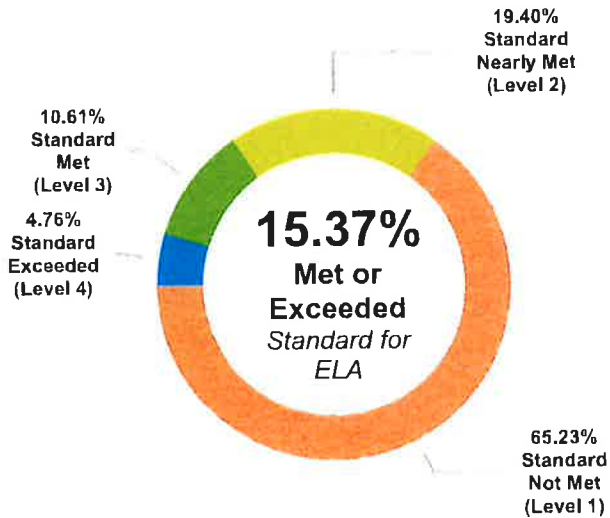
CDS Code: 07-61754-0000000 | County: Contra Costa

Report Options

Year: 2023–24
 Grade: All Grades
 Student Group: Disability Status, Reported disabilities
 School Type: All Schools
 [Selections Applied](#)

ELA

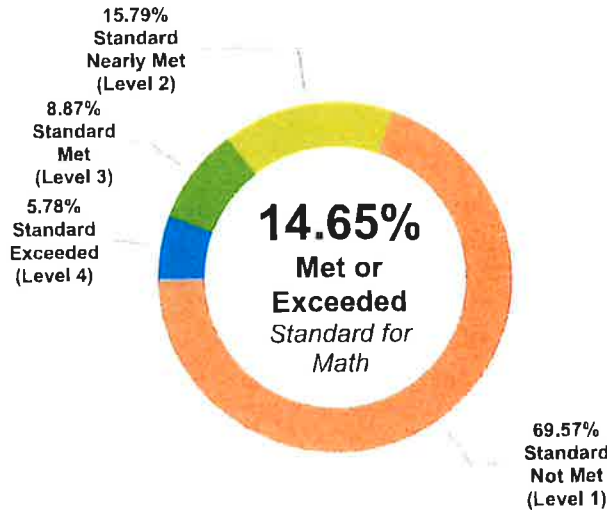
Percent of students within each achievement level



[VIEW ELA DETAILED TEST RESULTS](#)

Mathematics

Percent of students within each achievement level



[VIEW MATH DETAILED TEST RESULTS](#)

[ADD TO COMPARE](#) →
Add this entity to comparison and find other entities to compare it to.

[SCHOOL-DISTRICT-STATE COMPARISON](#) →
Search for a school to compare its results to the district and state.

[CHANGE OVER TIME](#) →
View how a group/cohort of students has progressed.

[PERFORMANCE TREND REPORTS](#) →
View the performance of two different student groups within a single grade over time.

[RESEARCH FILES](#) →
Get files for complex analyses and customized reporting.

English Language Arts/Literacy and Mathematics

Smarter Balanced Summative Assessments

Test Results at a Glance

District: Mt. Diablo Unified

CDS Code: 07-61754-0000000 | County: Contra Costa

Report Options

Year:

2023–24

Grade:

All Grades

Student Group:

Economic Status

Not socioeconomically disadvantaged

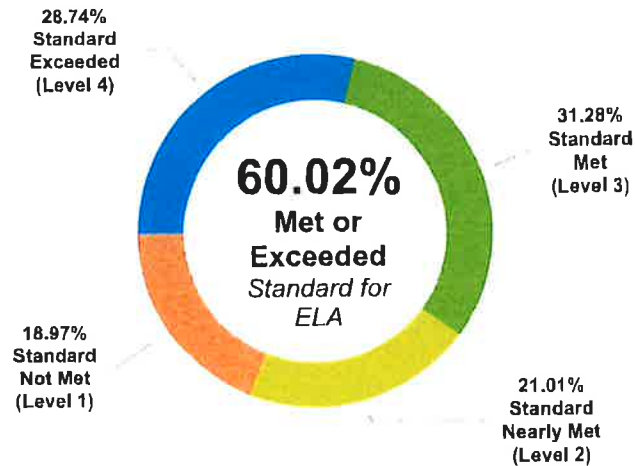
School Type:

All Schools

Selections Applied

ELA

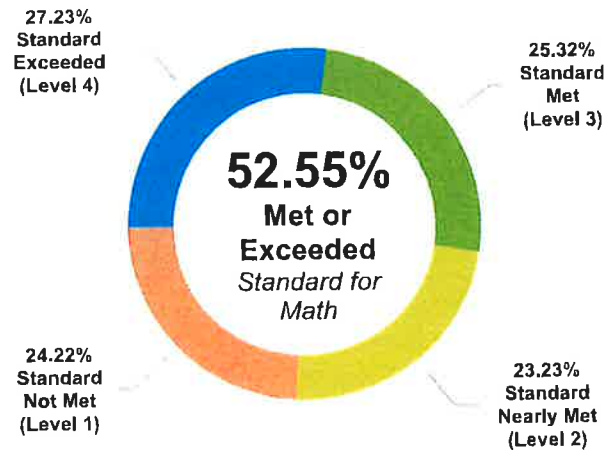
Percent of students within each achievement level



VIEW ELA DETAILED TEST RESULTS

Mathematics

Percent of students within each achievement level



VIEW MATH DETAILED TEST RESULTS

ADD TO COMPARE →

Add this entity to comparison and find other entities to compare it to.

SCHOOL-DISTRICT-STATE COMPARISON →

Search for a school to compare its results to the district and state.

CHANGE OVER TIME →

View how a group/cohort of students has progressed.

PERFORMANCE TREND REPORTS →

View the performance of two different student groups within a single grade over time.

RESEARCH FILES →

Get files for complex analyses and customized reporting.