

# Popcorn Math

## Match 2

### Playing the Game:

#### Basic Rules:

##### 1. Shuffle the Cards:

- Simplify: Mix the cards face them up and have your child try to match them.
- Challenge: Lay all the cards face down on the flat surface in a grid pattern.

##### 2. Taking Turns:

- Players take turns flipping over two cards at a time, trying to find a matching card and its correct answer.
- If a match is found, the player keeps the pair and gets another turn.
- If the cards do not match, they are flipped back over, and it becomes the next player's turn.

##### 3. Winning the Game:

- The game continues until all pairs have been matched.
- The player with the most pairs at the end of the game wins.

**\*To simplify this activity, start with easier numbers (1 – 10)**

**\*For a challenge have your student write out the number sentence you created.  
(Ex: if you presented them with 2 cards, they would write this as  $2+4=6$  and they will need to find the cards that match their total.)**

$$\boxed{2} + \boxed{4} = \boxed{\text{2 popcorn kernels}} \boxed{\text{4 popcorn kernels}}$$

# Popcorn Math

## Match 2

**Cómo jugar:**

**Reglas Básicas:**

**1. Mezcla las Cartas:**

- Simplificar: Mezcla las cartas colóquelas hacia arriba y haga que su hijo/a las empareje.
- Hacerlo más difícil: Coloca todas las cartas boca abajo sobre una superficie plana formando una cuadrícula.

**2. Turnos:**

- Los jugadores se turnan para dar vuelta dos cartas a la vez, intentando encontrar una carta que coincida y su respuesta correcta.
- Si se encuentra una carta que coincida, el jugador se queda con el par y tiene otro turno.
- Si las cartas no coinciden, se dan vuelta nuevamente y es el turno del siguiente jugador.






**3. Gana el Juego:**




- El juego continúa hasta que se hayan formado todos los pares.
- El jugador con más pares al final del juego gana.




**\* Para simplificar esta actividad, comience con números más fáciles (1 a 10)**

**\* Para desafiarlo, pídale a su hijo/a que escriba la operación numérica que creó. (Por ejemplo: si le presentó 2 tarjetas, escribiría  $2+4=6$  y deberá encontrar las tarjetas que coincidan con su total.**


$$2 + 4 = 6$$









10





11





12





13




14




15




16



17




18





19



20

