Greenwich Public Schools

Greenwich Public Schools

Family Survey

Spring 2024

Composite Scores	Home School Connection A (Q 8,11,12)	Home School Connection B (Q1-12)	School Fit (Q13-19)	School Safety (Q20-24)	Student Experience (Q26-30)
GPS	88.9%	93.3%	85.6%	91.6%	91.8%

Survey Metrics

Date Metrics		Deployment Metrics	
Start Date:	9-May-24	Invitations Sent:	15,314
End Date:	29-May-24	Delivered:	15,184

Data Sources Selected

Single-Use Link

Report Properties

Language **All**

Advanced Frequency Report

School Name

Responses	Count	%
Central Middle School	165	5%
Community Connections	1	0%
Cos Cob School	162	5%
Eastern Middle School	295	9%
Glenville School	200	6%
Greenwich High School	682	21%
Hamilton Avenue School	152	5%
International School at Dundee	133	4%
Julian Curtiss School	87	3%
New Lebanon School	221	7%
North Mianus School	220	7%
North Street School	159	5%
Old Greenwich School	120	4%
Parkway School	145	4%

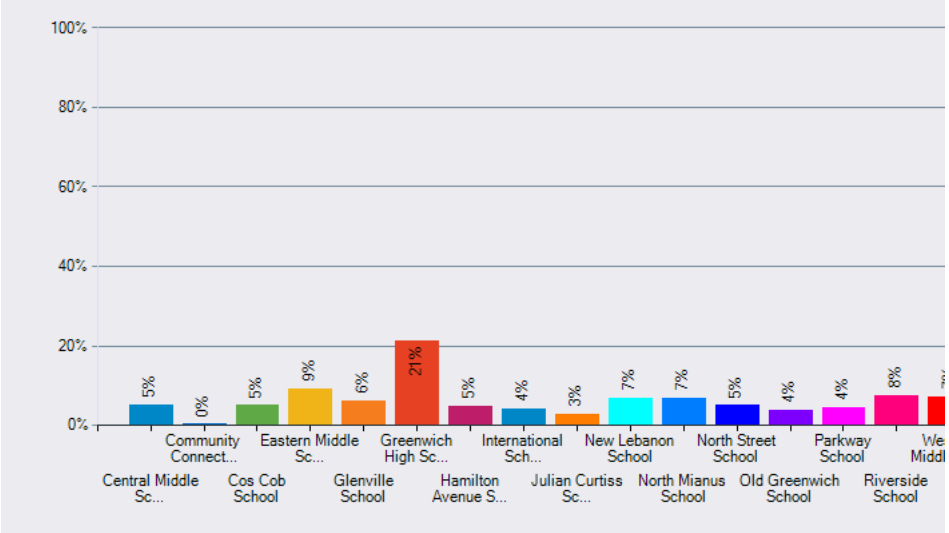

Riverside School	244	8%
Western Middle School	233	7%
Windrose	6	0%
Total Unique Responses	**3,225**	
Total Responses	**3,225**	

Because multiple answers per participant are possible, the total percentage may exceed 100%.

Grade

Responses	Count	%
P3	53	2%
PK	58	2%
K	273	8%
01	321	10%
02	301	9%
03	294	9%
04	260	8%
05	283	9%
06	232	7%
07	221	7%
08	240	7%
09	182	6%
10	188	6%
11	187	6%
12	131	4%
SP	1	0%
Total Unique Responses	**3,225**	
Total Responses	**3,225**	

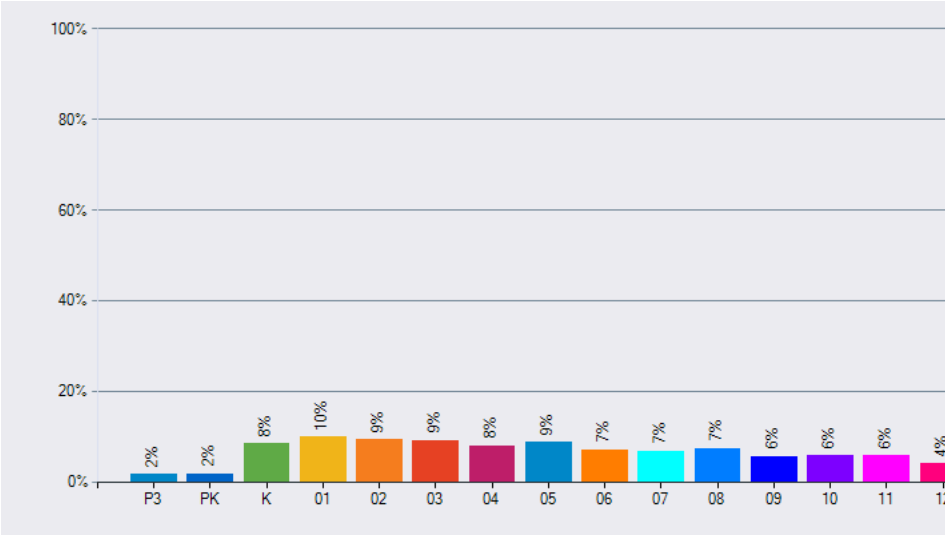

Because multiple answers per participant are possible, the total percentage may exceed 100%.

1. Parents/guardians generally feel welcome at my child's school.

Responses	Count	%
Strongly Agree	1,977	62%
Agree	1,118	35%
Disagree	84	3%
Strongly disagree	23	1%
Total Responses	**3,202**	

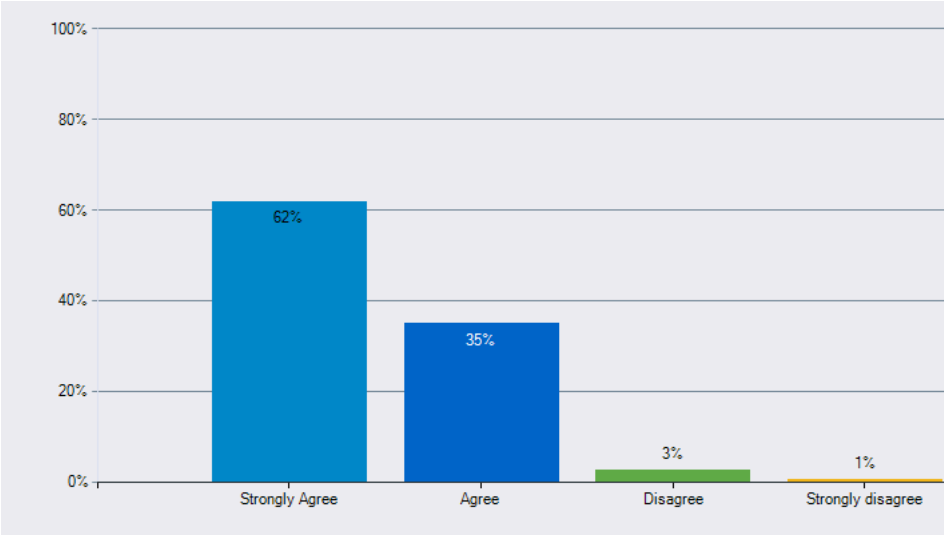

2. There is a mutual sense of respect and cooperation between/among faculty/staff and parents at this school.

Responses	Count	%
Strongly Agree	1,905	60%
Agree	1,161	36%
Disagree	97	3%
Strongly disagree	30	1%
Total Responses	**3,193**	

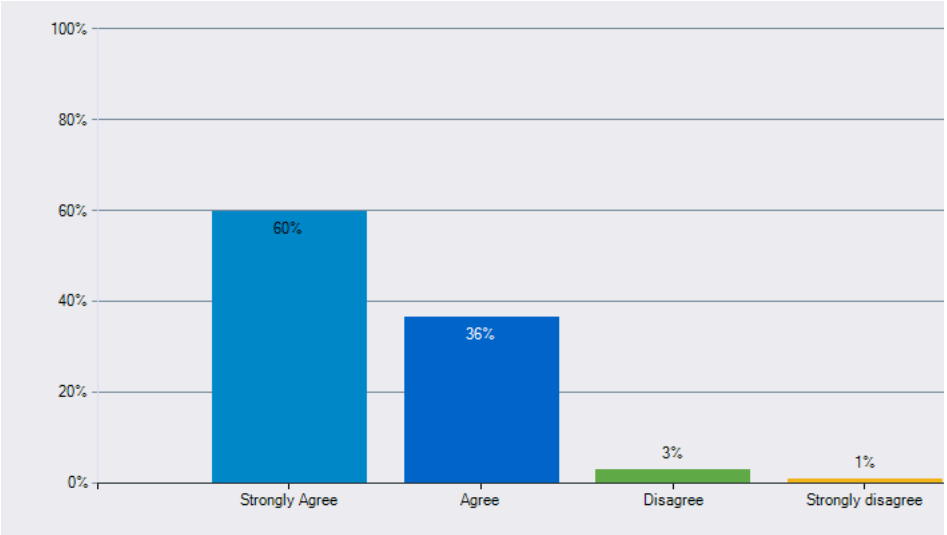

3. I feel well-informed about issues and activities that are important to the school community.

Responses	Count	%
Strongly Agree	1,804	57%
Agree	1,220	38%
Disagree	136	4%
Strongly disagree	29	1%
Total Responses	**3,189**	

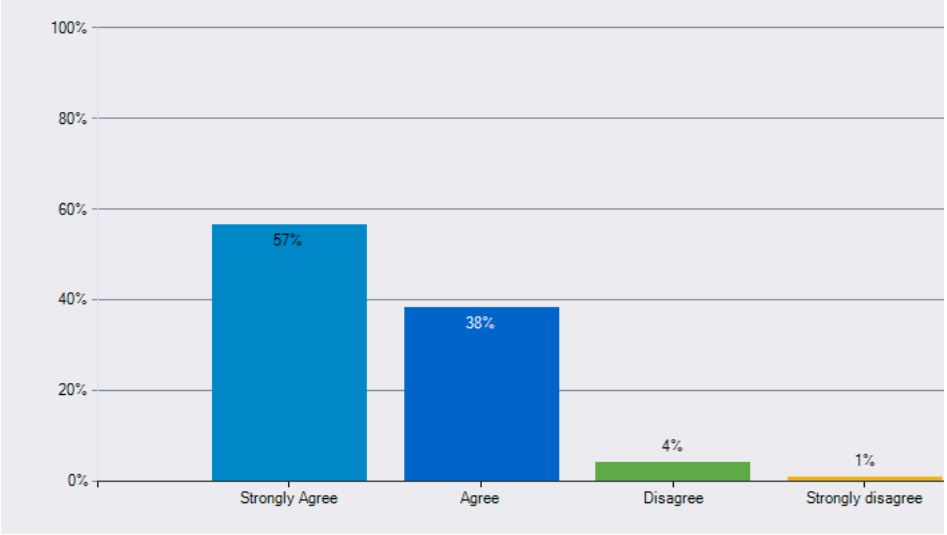

4. I feel well-informed about issues and activities that are important to the GPS district community.

Responses	Count	%
Strongly Agree	1,638	52%
Agree	1,385	44%
Disagree	136	4%
Strongly disagree	20	1%
Total Responses	**3,179**	

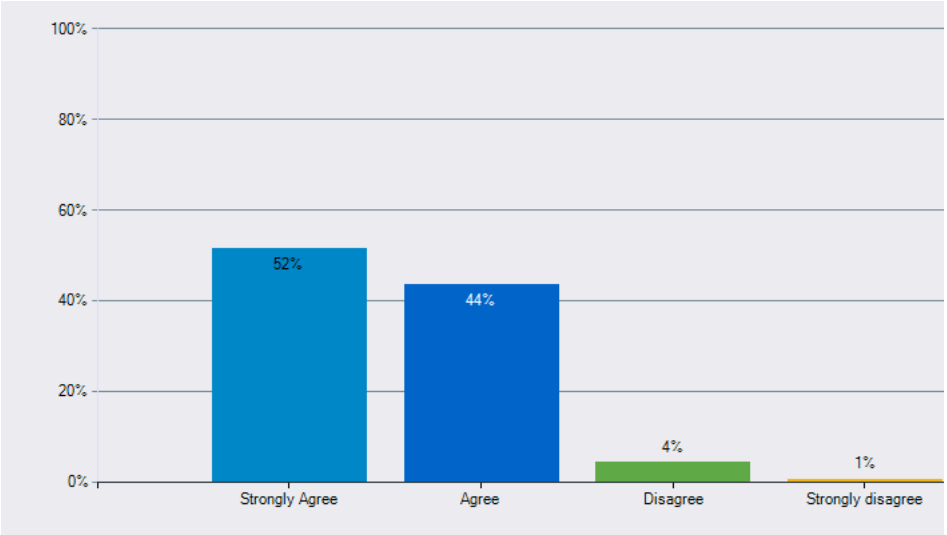

5. I know who to reach out to if I have concerns about my child.

Responses	Count	%
Strongly Agree	1,947	61%
Agree	1,106	35%
Disagree	115	4%
Strongly disagree	13	0%
Total Responses	**3,181**	

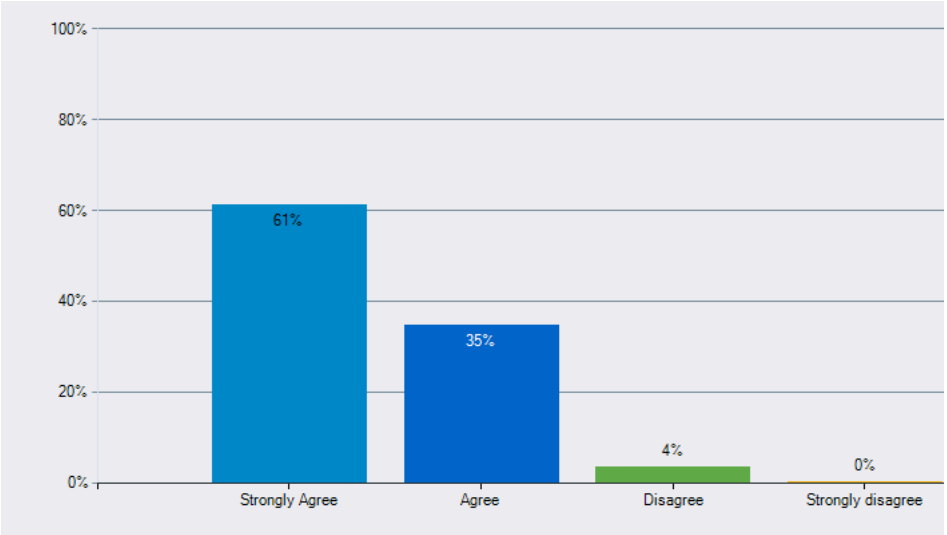

6. The school staff and administration addresses my questions or concerns on a timely basis.

Responses	Count	%
Strongly Agree	1,858	59%
Agree	1,144	36%
Disagree	121	4%
Strongly disagree	38	1%
Total Responses	**3,161**	

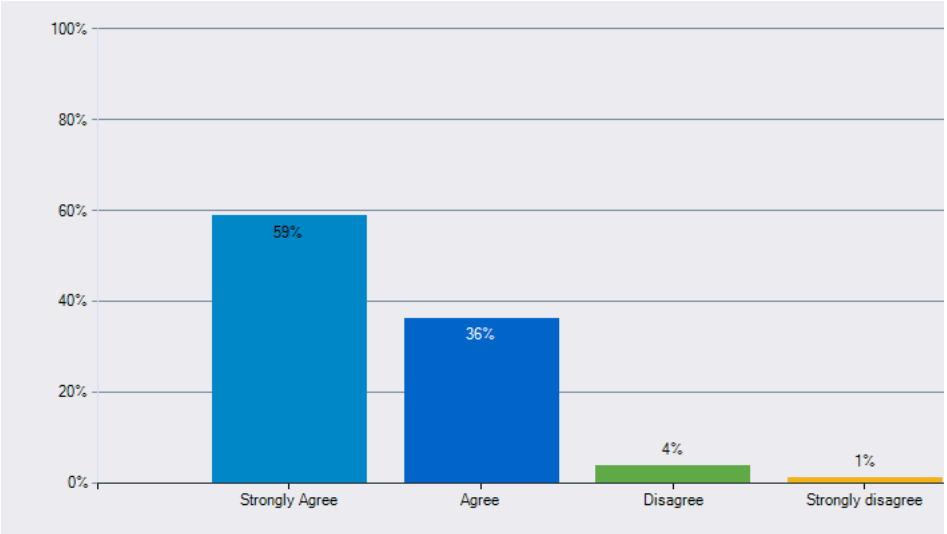

7. The school administration is approachable and helpful.

Responses	Count	%
Strongly Agree	1,889	60%
Agree	1,099	35%
Disagree	116	4%
Strongly disagree	51	2%
Total Responses	**3,155**	

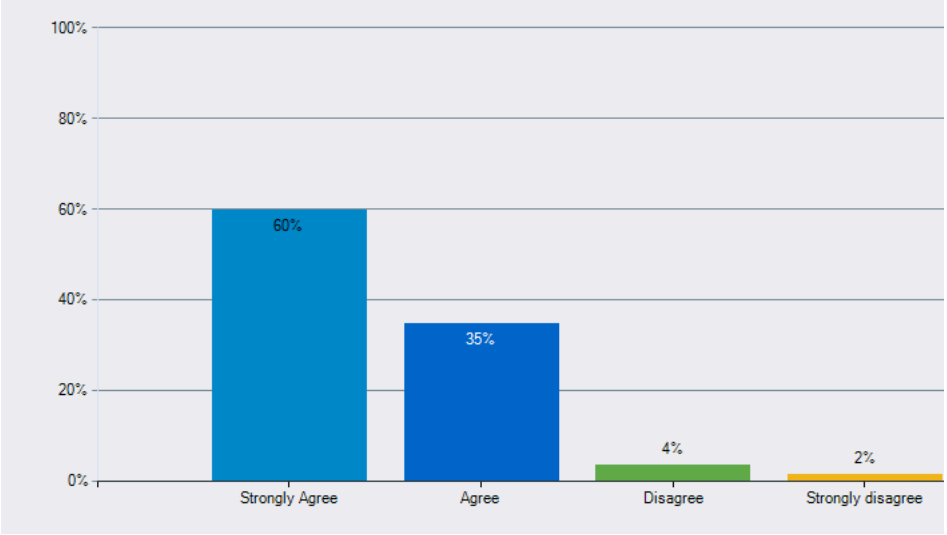

8. At my child's school, families are welcomed partners in their child's learning.

Responses	Count	%
Strongly Agree	1,716	54%
Agree	1,235	39%
Disagree	165	5%
Strongly disagree	37	1%
Total Responses	**3,153**	

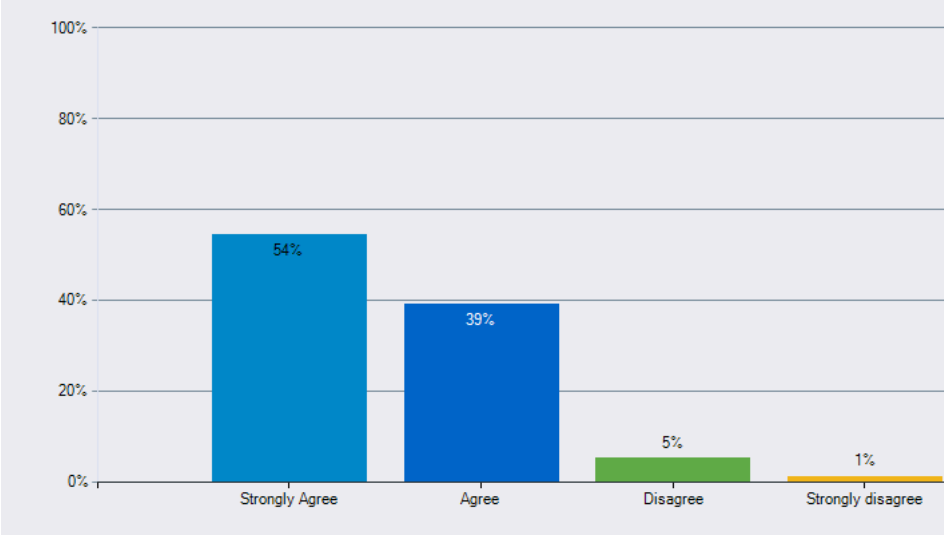

9. I know how my child is doing in school before I get my child's report card.

Responses	Count	%
Strongly Agree	1,492	47%
Agree	1,365	43%
Disagree	270	9%
Strongly disagree	36	1%
Total Responses	**3,163**	

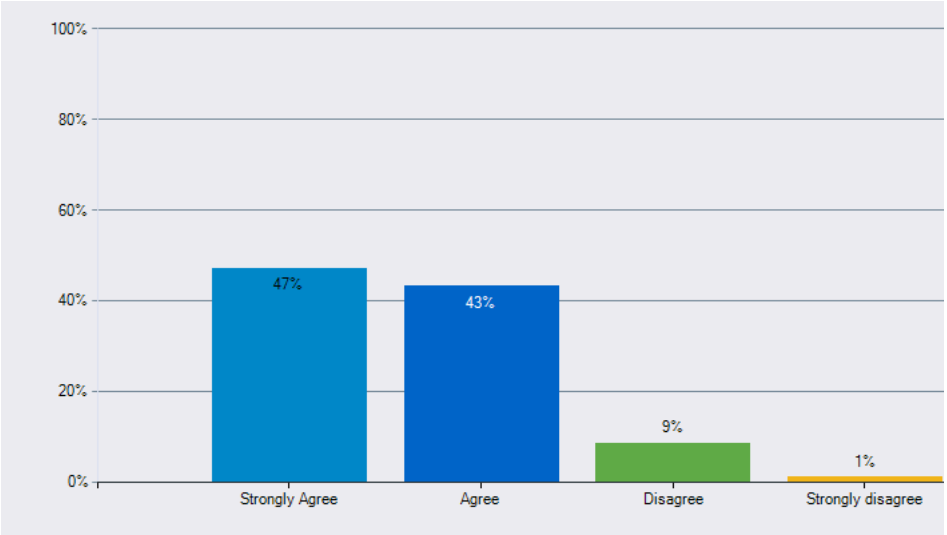

10. I feel comfortable reaching out to my child's teacher as needed (with questions, concerns, confusions etc).

Responses	Count	%
Strongly Agree	1,982	63%
Agree	989	31%
Disagree	161	5%
Strongly disagree	27	1%
Total Responses	**3,159**	

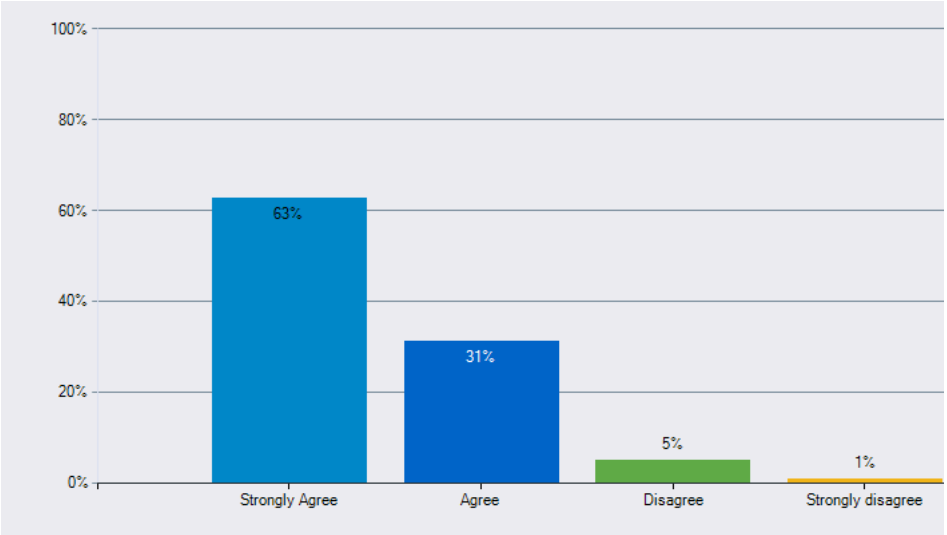

11. There are adequate opportunities for me to express my concerns and opinions about important issues impacting my child.

Responses	Count	%
Strongly Agree	1,552	49%
Agree	1,255	40%
Disagree	285	9%
Strongly disagree	47	1%
Total Responses	**3,139**	

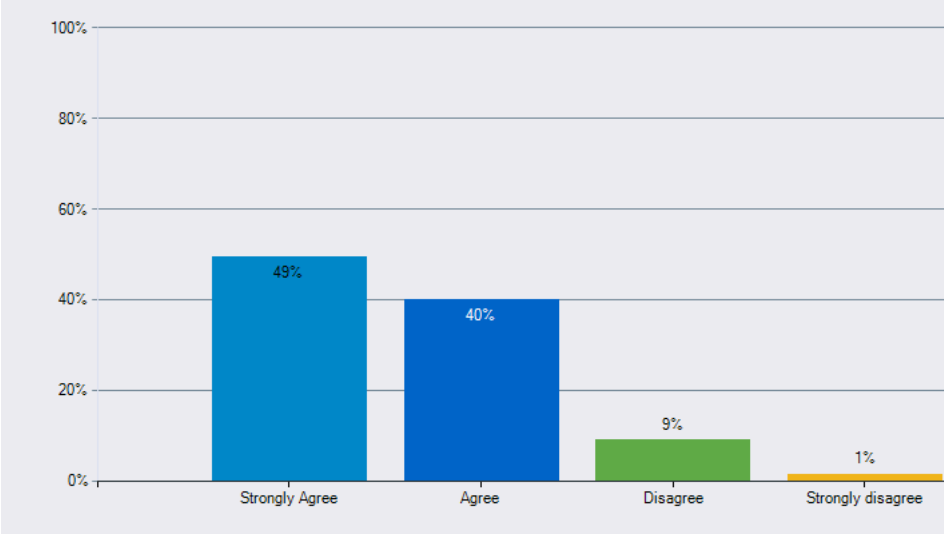

12. How confident are you in your ability to support your child's learning at home?

Responses	Count	%
Extremely confident	1,394	44%
Quite confident	1,245	39%
Slightly confident	439	14%
Not confident at all	77	2%
Total Responses	**3,155**	

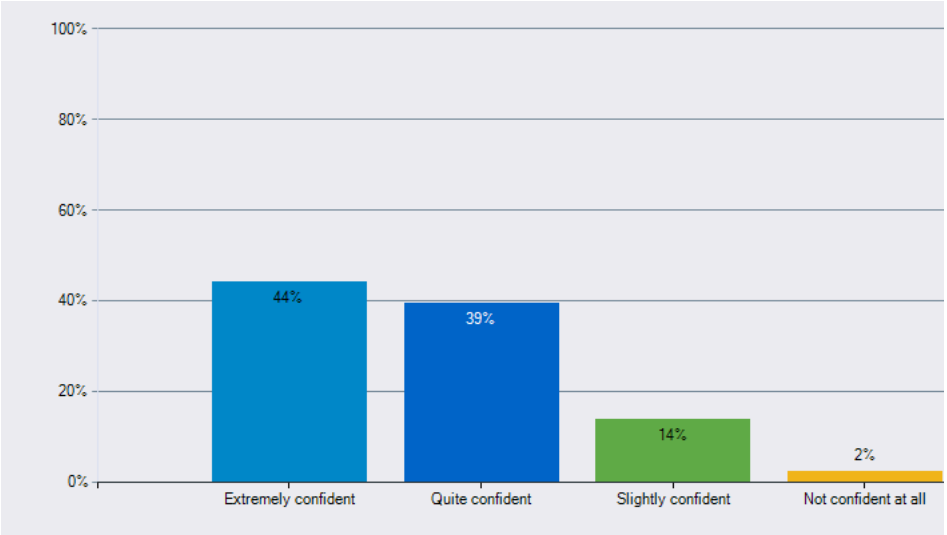

13. How much of a sense of belonging does your child feel at their school?

Responses	Count	%
Tremendous belonging	1,421	46%
Quite a bit of belonging	1,284	41%
A little bit of belonging	349	11%
No belonging at all	56	2%
Total Responses	**3,110**	

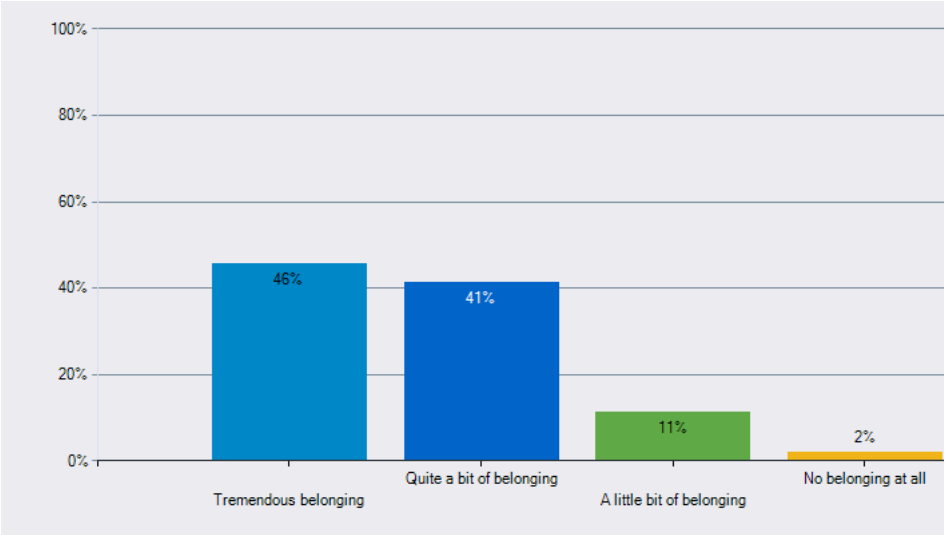

14. How well do you feel your child's school is preparing them for their next academic year?

Responses	Count	%
Extremely well	1,285	41%
Quite well	1,441	46%
Slightly well	308	10%
Not well at all	71	2%
Total Responses	**3,105**	

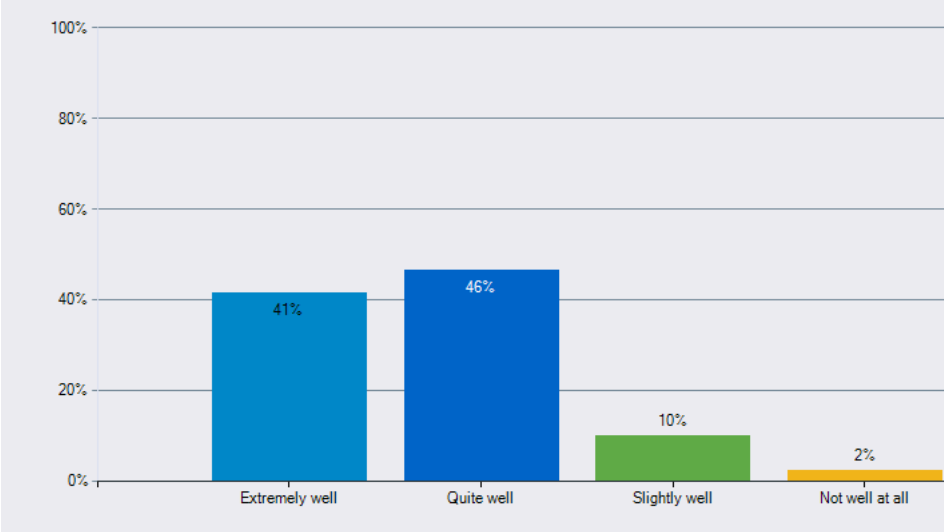

15. How well do the activities offered at your child's school match their interests?

Responses	Count	%
Extremely well	1,020	33%
Quite well	1,518	49%
Slightly well	469	15%
Not well at all	92	3%
Total Responses	**3,099**	

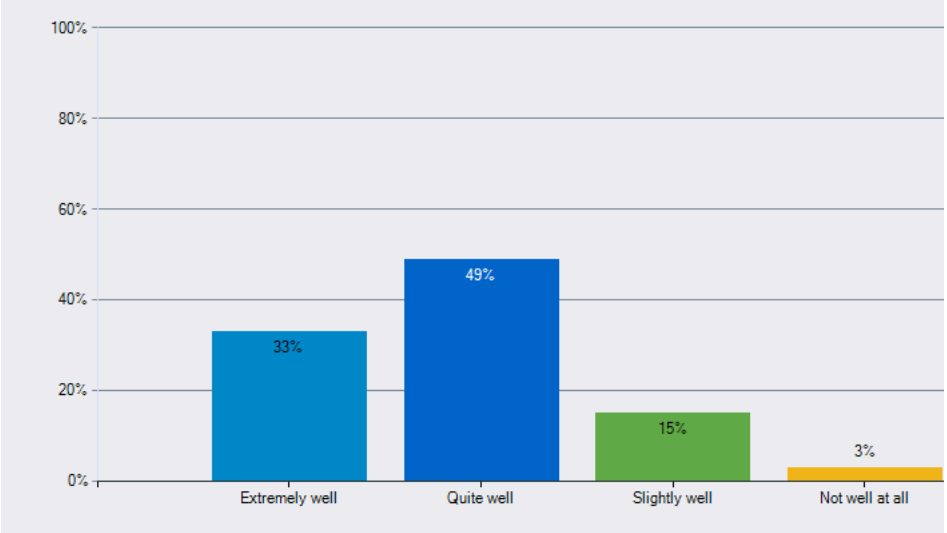

16. At your child's school, how well does the overall approach to discipline work for your child?

Responses	Count	%
Extremely well	1,236	40%
Quite well	1,442	47%
Slightly well	288	9%
Not well at all	93	3%
Total Responses	**3,059**	

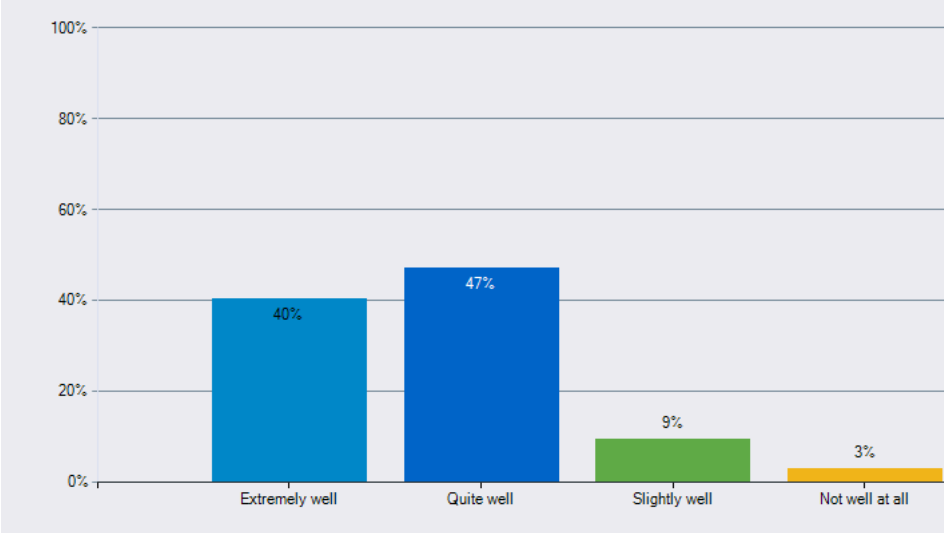

17. How comfortable is your child in asking for help from school adults?

Responses	Count	%
Extremely comfortable	1,118	36%
Quite comfortable	1,321	43%
Slightly comfortable	526	17%
Not comfortable at all	131	4%
Total Responses	**3,096**	

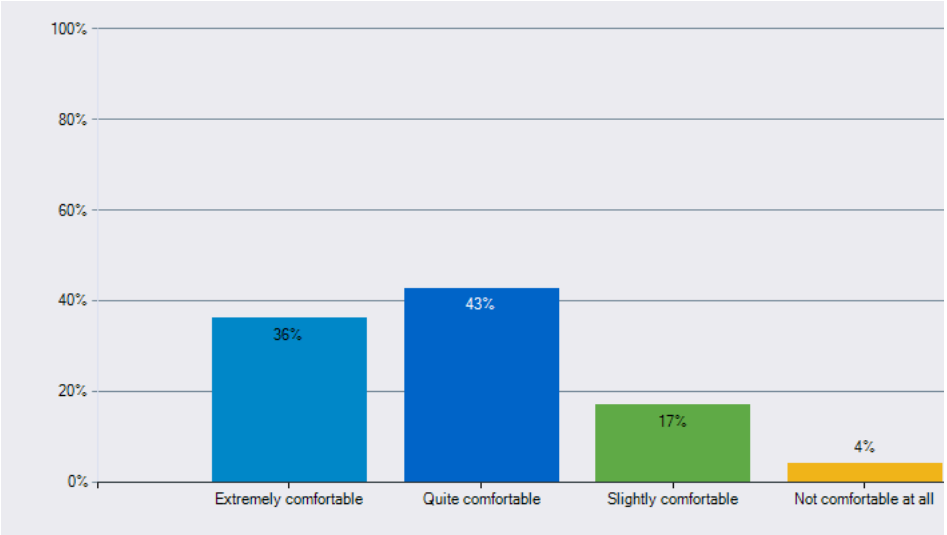

18. Given your child's cultural background, how good a fit is their school?

Responses	Count	%
Extremely good	1,524	49%
Quite good	1,285	42%
Slightly good	232	7%
Not good at all	54	2%
Total Responses	**3,095**	

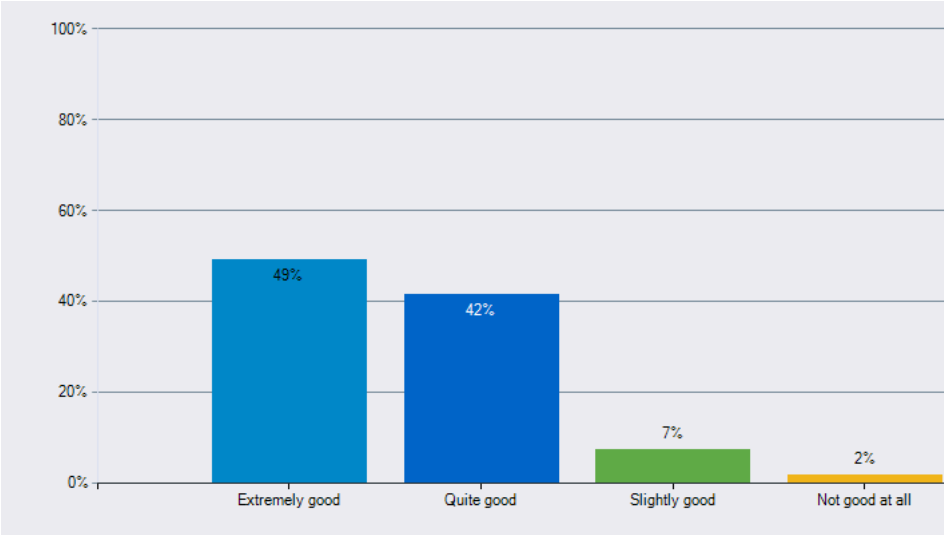

19. How well do the teaching styles of your child's teachers match your child's learning style?

Responses	Count	%
Extremely well	1,246	40%
Quite well	1,395	45%
Slightly well	380	12%
Not well at all	66	2%
Total Responses	**3,087**	

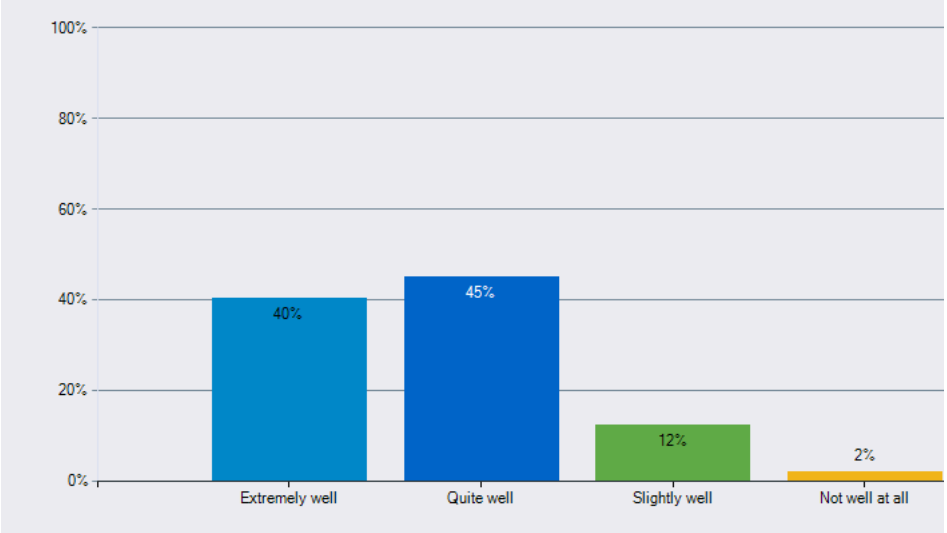

20. How often do you worry about violence at your child's school?

Responses	Count	%
Almost never	1,578	51%
Once in a while	1,211	39%
Frequently	228	7%
Almost always	70	2%
Total Responses	**3,087**	

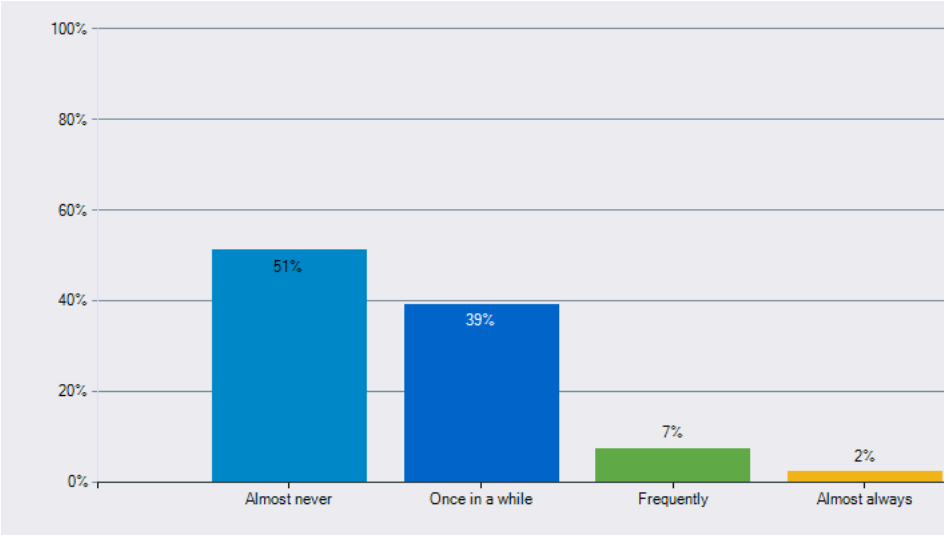

21. If a student is bullied at your child's school, how difficult is it for them to get help from an adult?

Responses	Count	%
Not at all difficult	1,798	62%
Slightly difficult	842	29%
Quite difficult	175	6%
Extremely difficult	66	2%
Total Responses	**2,881**	

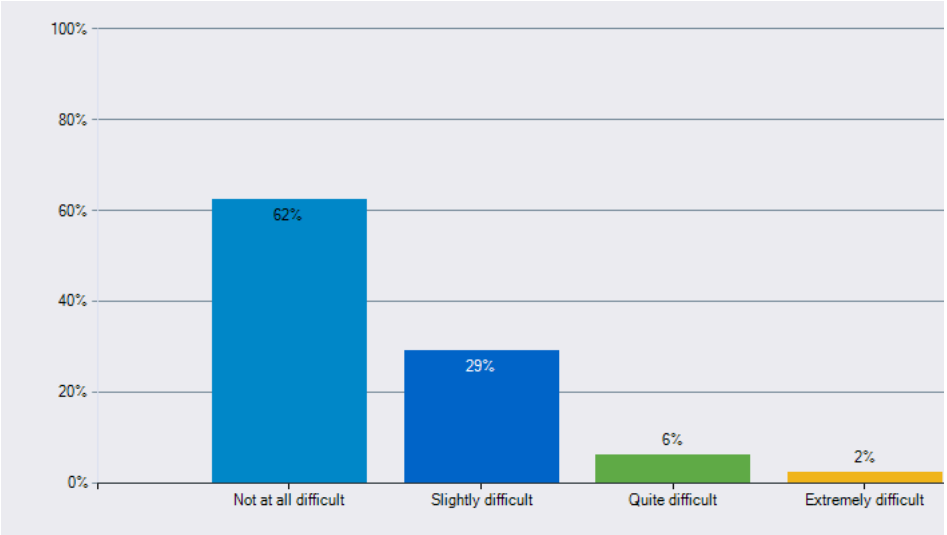

22. How likely is it that someone from your child's school will bully them online?

Responses	Count	%
Not at all likely	1,506	52%
Slightly likely	1,033	36%
Quite likely	272	9%
Extremely likely	96	3%
Total Responses	**2,907**	

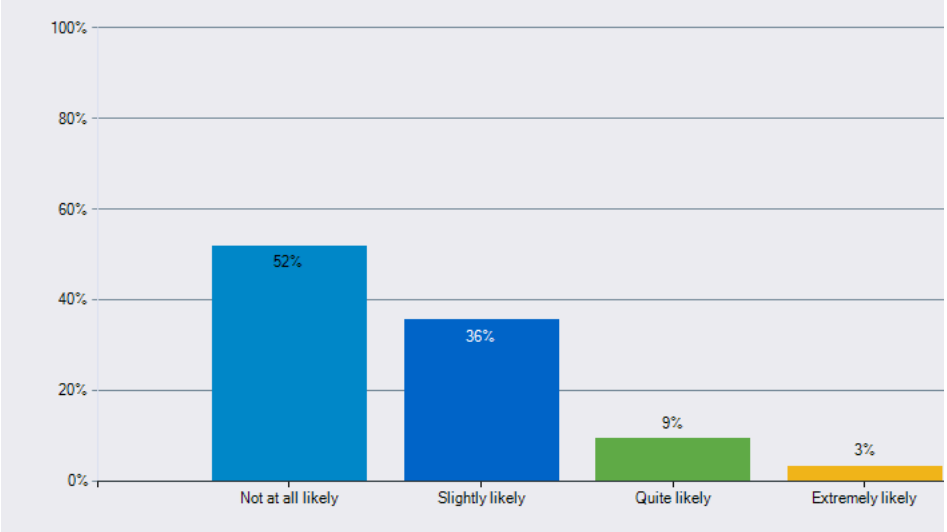

23. Overall, how unsafe does your child feel at school?

Responses	Count	%
Not at all unsafe	2,463	81%
Slightly unsafe	473	16%
Quite unsafe	78	3%
Extremely unsafe	29	1%
Total Responses	**3,043**	

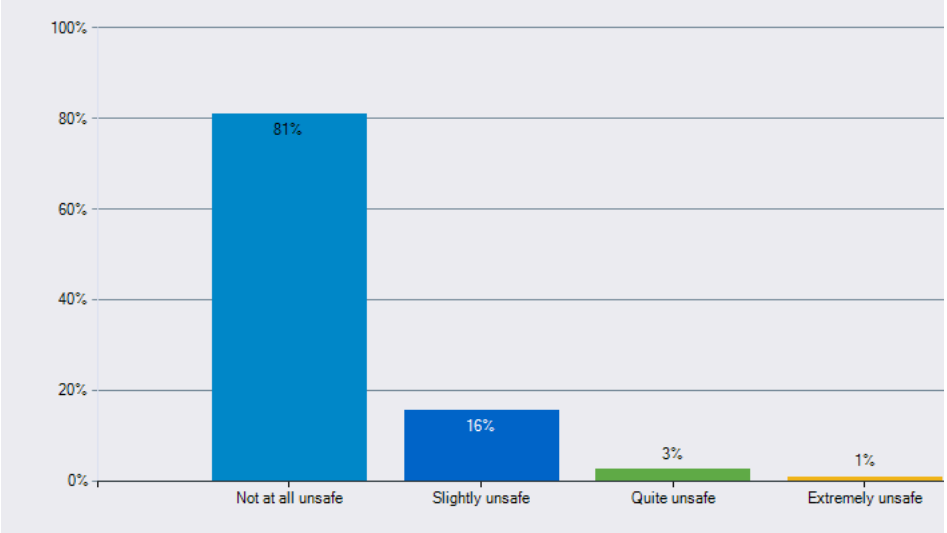

24. To what extent are drugs a problem at your child's school?

Responses	Count	%
Not a problem at all	2,233	75%
A little bit of a problem	504	17%
Quite a problem	167	6%
A tremendous problem	67	2%
Total Responses	**2,971**	

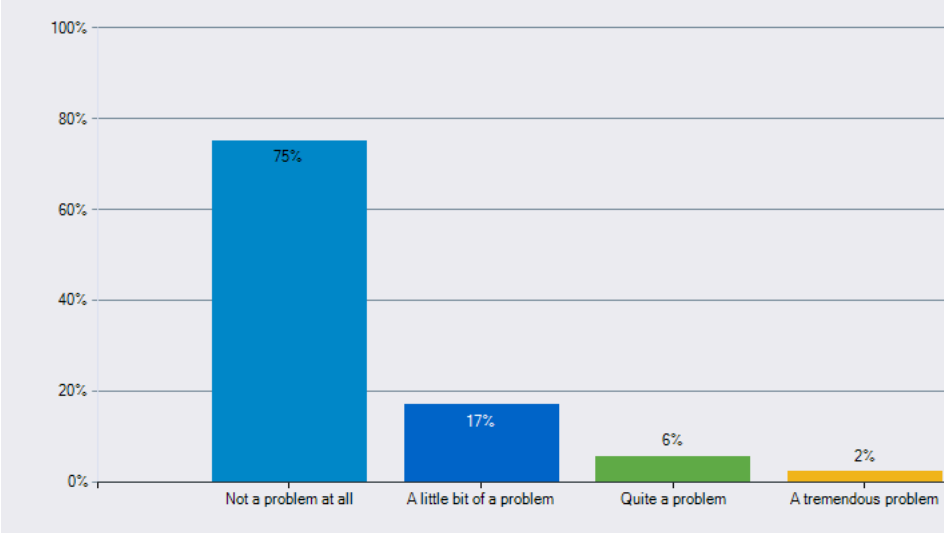

26. Teachers at this school provide my child with high-quality feedback about their academic, social, and behavioral progress.

Responses	Count	%
Strongly Agree	1,458	48%
Agree	1,282	42%
Disagree	259	8%
Strongly disagree	50	2%
Total Responses	**3,049**	

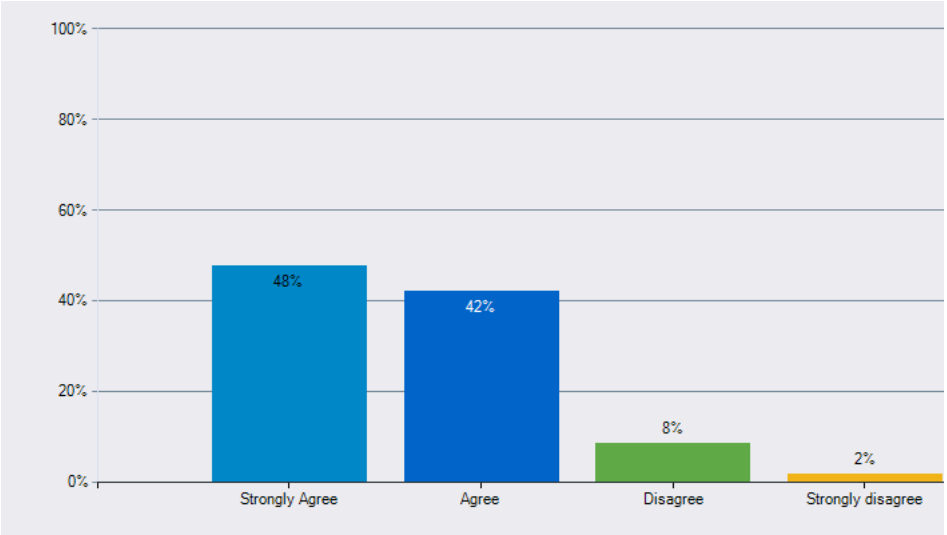

27. My child can get the extra help and resources they need to be successful.

Responses	Count	%
Strongly Agree	1,512	50%
Agree	1,290	42%
Disagree	184	6%
Strongly disagree	51	2%
Total Responses	**3,037**	

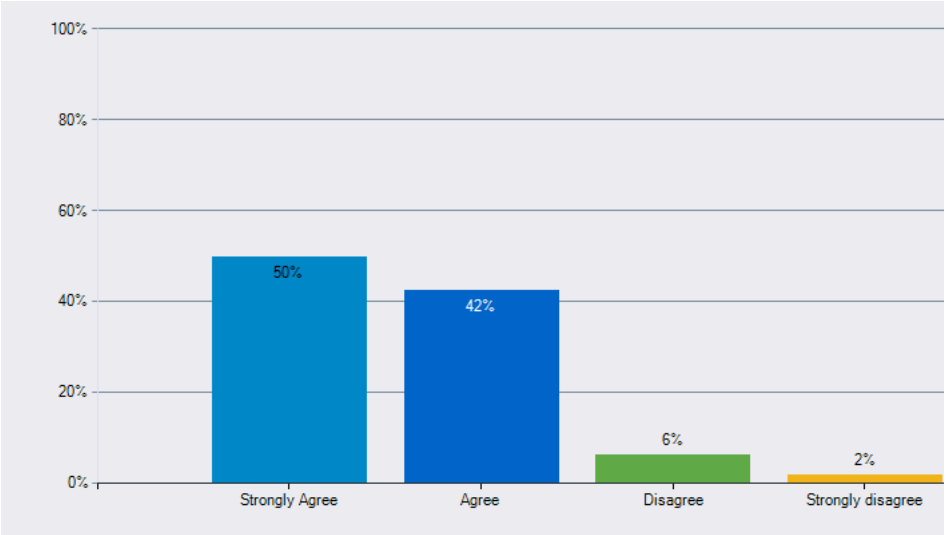

28. My child is challenged to meet high expectations at this school.

Responses	Count	%
Strongly Agree	1,288	42%
Agree	1,397	46%
Disagree	282	9%
Strongly disagree	74	2%
Total Responses	**3,041**	

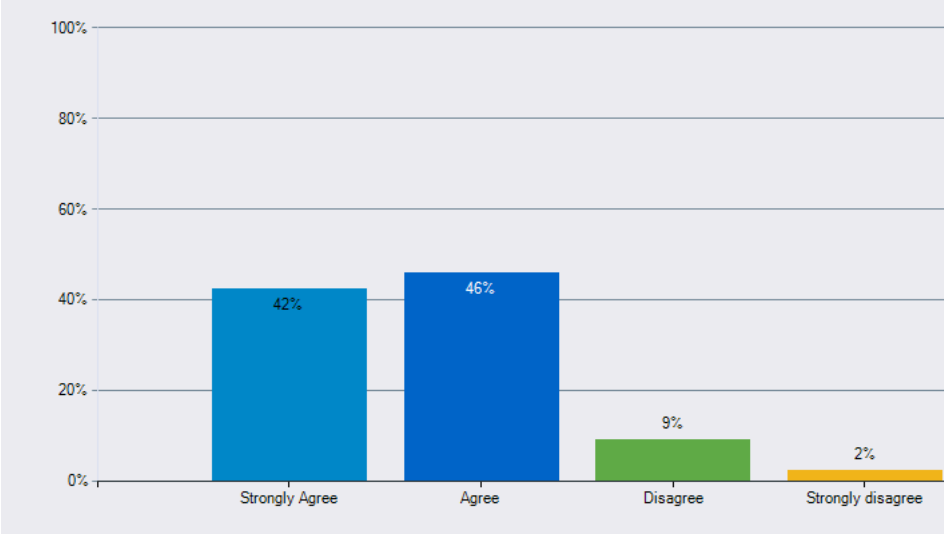

29. My child is taught to respect individual differences at school (gender, race/ethnicity, culture, socio-economics, disability, etc.)

Responses	Count	%
Strongly Agree	1,694	56%
Agree	1,204	40%
Disagree	108	4%
Strongly disagree	21	1%
Total Responses	**3,027**	

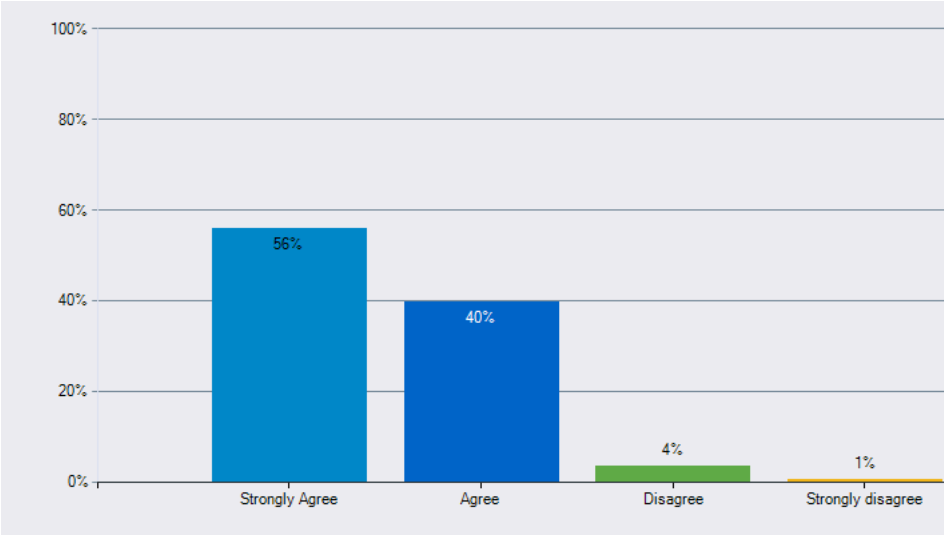

30. The rules are fairly and consistently enforced at this school.

Responses	Count	%
Strongly Agree	1,362	45%
Agree	1,369	46%
Disagree	217	7%
Strongly disagree	59	2%
Total Responses	**3,007**	

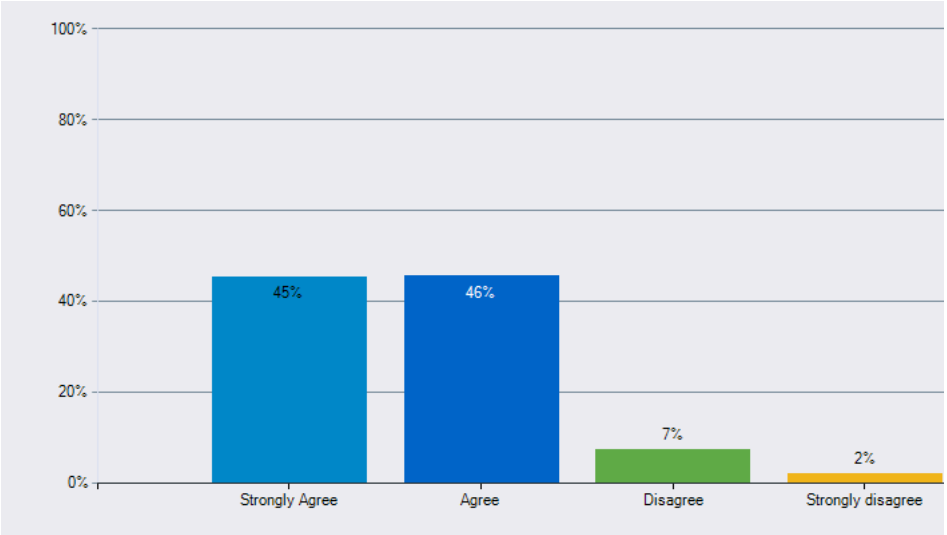

Percentage values may exceed 100% because of rounding.