



District Advisory Council Meeting

Wakulla County Schools October 16, 2024 @ 8:30am Board Room

Meeting Minutes

Items	Notes
Attendance	Sue Anderson, Heather Bryan, June Davis, Veronica Franklin Reynolds, Amy Geiger, Candice Hicks, Tonya Hobby, Quincee Messersmith, Linda Oaks, Steven Sanabria, Megan Smith, Amber Allen, Elizabeth Andrews, Beth Brown, Amy Bryan, Jessica Pichard, Lori Sandgren, Katherine Spivey, Holly Harden, Rick Myhre
Welcome	Rick Myhre <ul style="list-style-type: none"> • Class size review • Budget review: able to give employees raises and cover insurance increase • Will be reviewing school structuring and zoning to be fiscally responsible and fill the schools we currently have. Look at adding programs to current schools to draw students • Transportation: Reviewing bus routes and release times to optimize student transportation times • School safety: "Threats" are taken seriously, and practices are implemented to make every safe and parents/community aware of all situations. • Idea to review Raptor to find out if there is a component for parent/community notifications
Approval of April Minutes	Motion to accept Minutes of April DAC <ul style="list-style-type: none"> • Motion: Megan Smith • Second: Tonya Hobby • Carried: All
Update: Instructional Services	Holly Harden <ul style="list-style-type: none"> • Strategic Plan Review <ul style="list-style-type: none"> ◦ Reviewed goals & progress for 2023/24 ◦ Introduced goals for 2024/25
Update: Special Programs & Assessments	Krista Sharin/Jessica Pichard <ul style="list-style-type: none"> • Reviewed federal grants and current allocations • Reviewed 2023/24 data and 2024/25 progress monitoring standings • Reviewed student achievement – goals and initiatives
Update: Student Services	Belinda Crowson <ul style="list-style-type: none"> • Reviewed IDEA grant • ELL supports and programs available
WHS Career Academy	Priscilla Colvin <ul style="list-style-type: none"> • Open House, October 24th • Reviewed new technology and equipment installed for students • Will be seeking community and business partnerships for student placements
Next Meeting/Adjournment	Motion to Adjourn <ul style="list-style-type: none"> • Motion: Amber Allen • Second: Megan Smith • Carried: All



"COMMITTED TO SUCCESS, THE WAKULLA WAY"



WAKULLA

SCHOOL DISTRICT

RIGOROUS. RESILIENT. RELEVANT

Strategic Plan Update

23-34 Goal Results
24-25 Annual Goal Updates

Superintendent
Robert Pearce

2023-2028

2023-2024 ANNUAL GOALS

Student Achievement

Increase student proficiency and acceleration in all academic areas.

In 2023-2024, Wakulla School District will increase proficiency by 3% in all academic and career tested areas as evidenced by district and state progress monitoring tools.

Culture and Climate


Use data from culture and climate surveys to increase stakeholder satisfaction.

In 2023-2024, Wakulla County School District will increase participation in stakeholder surveys by 15%.

Staff Development

Encourage and support continuous improvement in learning and growth.

In 2023-2024, 100% of schools will implement a documented Professional Learning Community framework (at least) monthly.



Employee Retention and Recruitment

Recruit and retain highly qualified employees throughout the district.

In 2023-2024, Wakulla County School District's teacher and staff retention rate will increase by 3%.

Resource Management

Utilize a formal, systematic process to evaluate the support of educational programs.

In 2023-2024, all Wakulla County School District departments will create a formal, systematic process to review and improve educational programs focused on student performance.

23-24 GOALS UPDATES

Student Achievement Increase proficiency by 3%

3-10 ELA %
Level 3 +

22-23	Outcome 23-24
58%	61%

3-8 Math %
Level 3 +

22-23	Outcome 23-24
63%	57%

Algebra %
Level 3+

22-23	Outcome 23-24
53%	43%

Geometry %
Level 3+

22-23	Outcome 23-24
62%	60%

Civics %
Level 3+

22-23	Outcome 23-24
71%	66%

US History %
Level 3+

22-23	Outcome 23-24
76%	66%

Grade 5 Science %
Level 3+

22-23	Outcome 23-24
57%	58%

Grade 8 Science %
Level 3+

22-23	Outcome 23-24
45%	44%

Biology %
Level 3+

22-23	Outcome 23-24
75%	68%

CTE
of Certifications

22-23	Outcome 23-24
567	645

Wakulla is an
 School District

Recommendations

- Monitor efficacy and effectiveness of instructional programs and resources
- Continue data review to analyze ongoing student growth and achievement

Culture & Climate Increase survey participation by 15%

Survey	22-23	23-24
Overall Survey Completion	25%	24%
Family Climate Survey	18%	19%
Teacher Climate Survey	49%	77%
Professional Learning Needs Survey	33%	44%

Recommendations

- Offer incentives for completing surveys
- Send out surveys more frequently
- Make surveys shorter
- Create How To video for use of FOCUS communication tool

Staff Development 100% implementation of monthly PLCs at schools

100% of schools implemented PLC meetings in the 23-24 school year. There were 7 meetings per school site on average.

Recommendations

- Continue monthly PLC meetings in 24-25
- Highlight recent professional learning strategies in PLCs

Retention & Recruitment Increase retention rate by 3%

2023 Teaching Unit Openings	2024 Teaching Unit Openings
22	10

- ### Recommendations
- Continue recently implemented practices
 - Research various social media platforms

2023 # of teachers on payroll	2024 # of teachers on payroll
349	346

Resource Management

Create formal, systematic processes for each district department

Formal, systematic processes created for all district level departments

Recommendations

- Post department protocols on district website
- Create a process to report department progress on goals and initiatives

Moving Forward to 24-25

On June 26-27, District and School level administrators came together to review data from 23-24 school year and recommendations for the 24-25 school year.

Recommendations for 2024-2025 Annual Goals

- Revise annual targets to reflect progress needed to attain targets in 24-25 and beyond
- Make needed adjustments in curriculum and instruction to support increased achievement and learning gains
- Expand work in the area of Professional Learning Communities (PLCs)
- For district departments incorporate measures of progress reporting for program initiatives
- Expand initiatives in retention and recruitment
- Utilize FOCUS communication tool to increase usage by staff, students, and parents
- Support Rigor, Resiliency, and Relevance in all areas of work

Administrators worked together to create annual goals for the 2024-2025 school year. These goals are highlighted on the next page.

2023-2028

2024-2025 ANNUAL GOALS

Student Achievement

Increase student proficiency and acceleration in all academic areas.

In 2024-2025, Wakulla School District will increase proficiency by 2% in all academic and career tested areas and 3% in learning gains in ELA and Math as evidenced by district and state progress monitoring tools.

Culture and Climate


Use data from culture and climate surveys to increase stakeholder satisfaction.

In 2024-2025, Wakulla County School District will increase the percent of parents utilizing the FOCUS Parent Portal by 12%.

Staff Development

Encourage and support continuous improvement in learning and growth.

In 2024-2025, 100% of teachers will create and implement a professional learning improvement goal supported by individual professional development and PLCs.



Employee Retention and Recruitment

Recruit and retain highly qualified employees throughout the district.


In 2024-2025, 10% of ALL new hires will be referred to Wakulla County Schools via advertisements conducted digitally through a social media platform.

Resource Management

Utilize a formal, systematic process to evaluate the support of educational programs.

In 2024-2025, Wakulla County School District departments will establish a process for reporting on the progress of educational program initiatives quarterly at District Advisory Council Meetings.

Committed to
success, the
WAKULLA
way.



Wakulla County School Board
69 Arran Road
Crawfordville, FL 32327
(850) 926-0065



District Advisory Council 10/16/24

Let's Recap 23-24 PM3 Data

Grade Level	Test	Level 1	Level 2	Level 3	Level 4	Level 5
K	STAR Early Literacy	13%	23%	26%	22%	16%
1-2	FAST Reading	1st: 23% 2nd: 14%	1st: 16% 2nd: 20%	1st: 22% 2nd: 24%	1st: 19% 2nd: 30%	1st: 20% 2nd: 12%
3-5	FAST Reading	3rd: 13% 4th: 19% 5th: 15%	3rd: 23% 4th: 29% 5th: 22%	3rd: 27% 4th: 25% 5th: 31%	3rd: 25% 4th: 23% 5th: 25%	3rd: 12% 4th: 9% 5th: 11%
6-8	FAST Reading	6 th : 17% 7 th : 12% 8 th : 14%	6 th : 27% 7 th : 26% 8 th : 28%	6 th : 29% 7 th : 21% 8 th : 31%	6 th : 18 % 7 th : 27% 8 th : 16%	6 th : 10% 7 th : 14% 8 th : 12%
9-10	FAST Reading	9 th : 13% 10 th : 16%	9 th : 24% 10 th : 27%	9 th : 24% 10 th : 21%	9 th : 29% 10 th : 23%	9 th : 9% 10 th : 13%

Let's Recap 23-24 PM3 Data

Grade Level	Test	Level 1	Level 2	Level 3	Level 4	Level 5
K	Math	31%	29%	21%	14%	4%
1-2	Star Math	1st: 11% 2nd: 14%	1st: 21% 2nd: 16%	1st: 29% 2nd: 25%	1st: 22% 2nd: 26%	1st: 16% 2nd: 18%
3-5	FAST Math	3rd: 8% 4th: 23% 5th: 17%	3rd: 26% 4th: 23% 5th: 23%	3rd: 25% 4th: 18% 5th: 27%	3rd: 30% 4th: 30% 5th: 20%	3rd: 11% 4th: 6% 5th: 14%
6-8	FAST Math	6 th : 15% 7 th : 15% 8 th : 37%	6 th : 32% 7 th : 19% 8 th : 31%	6 th : 24% 7 th : 28% 8 th : 21%	6 th : 21 % 7 th : 25% 8 th : 7%	6 th : 8% 7 th : 14% 8 th : 3%
	ALG 1 EOC/ Geometry	ALG 1: 21% GEO: 14%	ALG 1: 36% GEO: 26%	ALG 1: 30% GEO: 38%	ALG 1: 9% GEO: 9%	ALG 1: 4% GEO: 12%

Student Achievement

Goal

Increase student proficiency and acceleration all academic areas.

Critical Initiatives

- 1) Increase overall student achievement on state standardized assessments in Language Arts, Math, Social Studies, and Science.
- 2) Increase the use of progress monitoring data review to inform instruction.

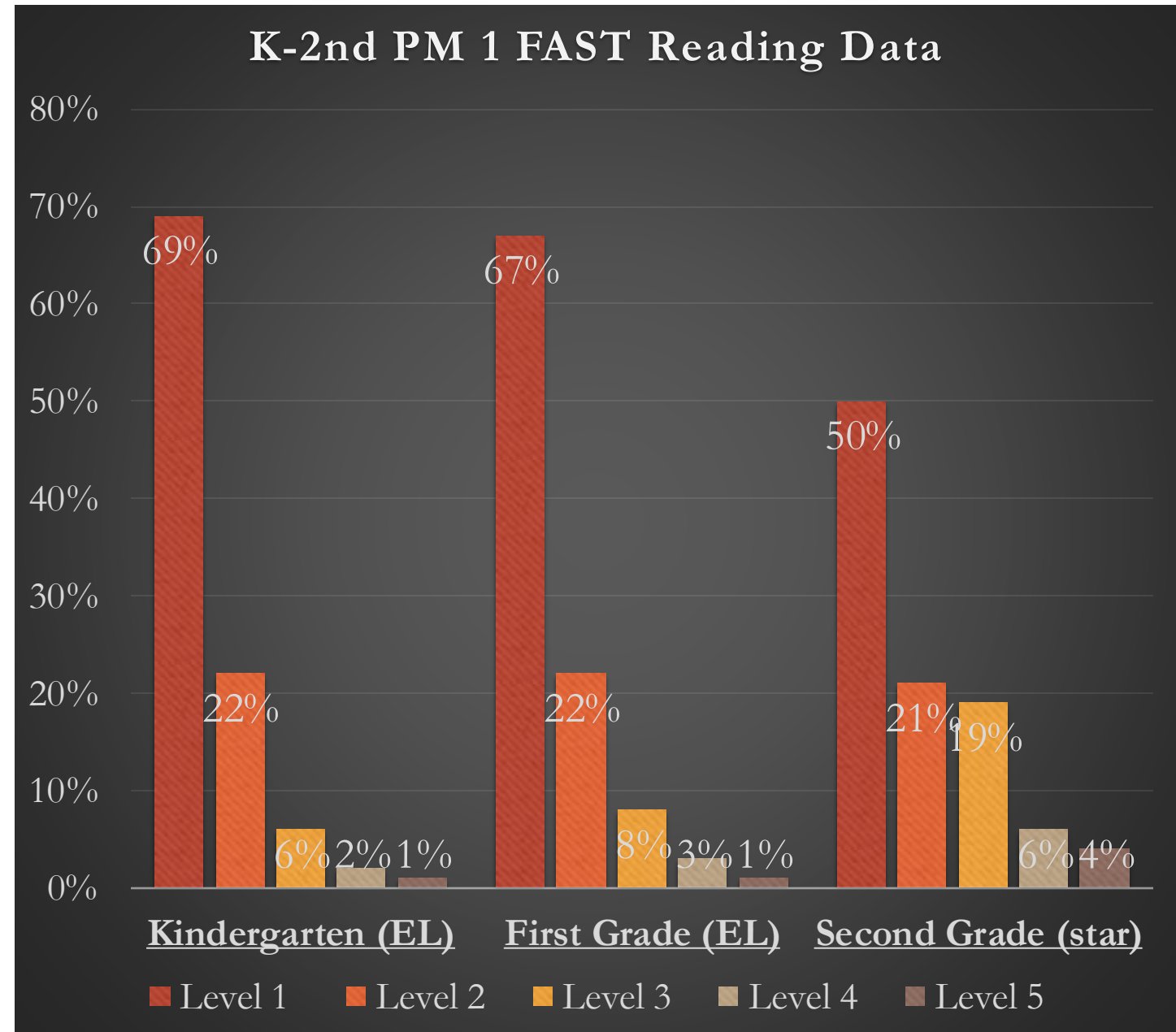
PM 1
Level
3% or
Higher

Grade Level Test	23-24 School Year (PM 1)	24-25 School Year (PM 1)
3 rd Grade Reading	24%	23%
4 th Grade Reading	25%	28%
5 th Grade Reading	32%	32%
6 th Grade Reading	44%	43%
7 th Grade Reading	40%	36%
8 th Grade Reading	33%	38%
9 th Grade Reading	35%	37%
10 th Grade Reading	40%	41%

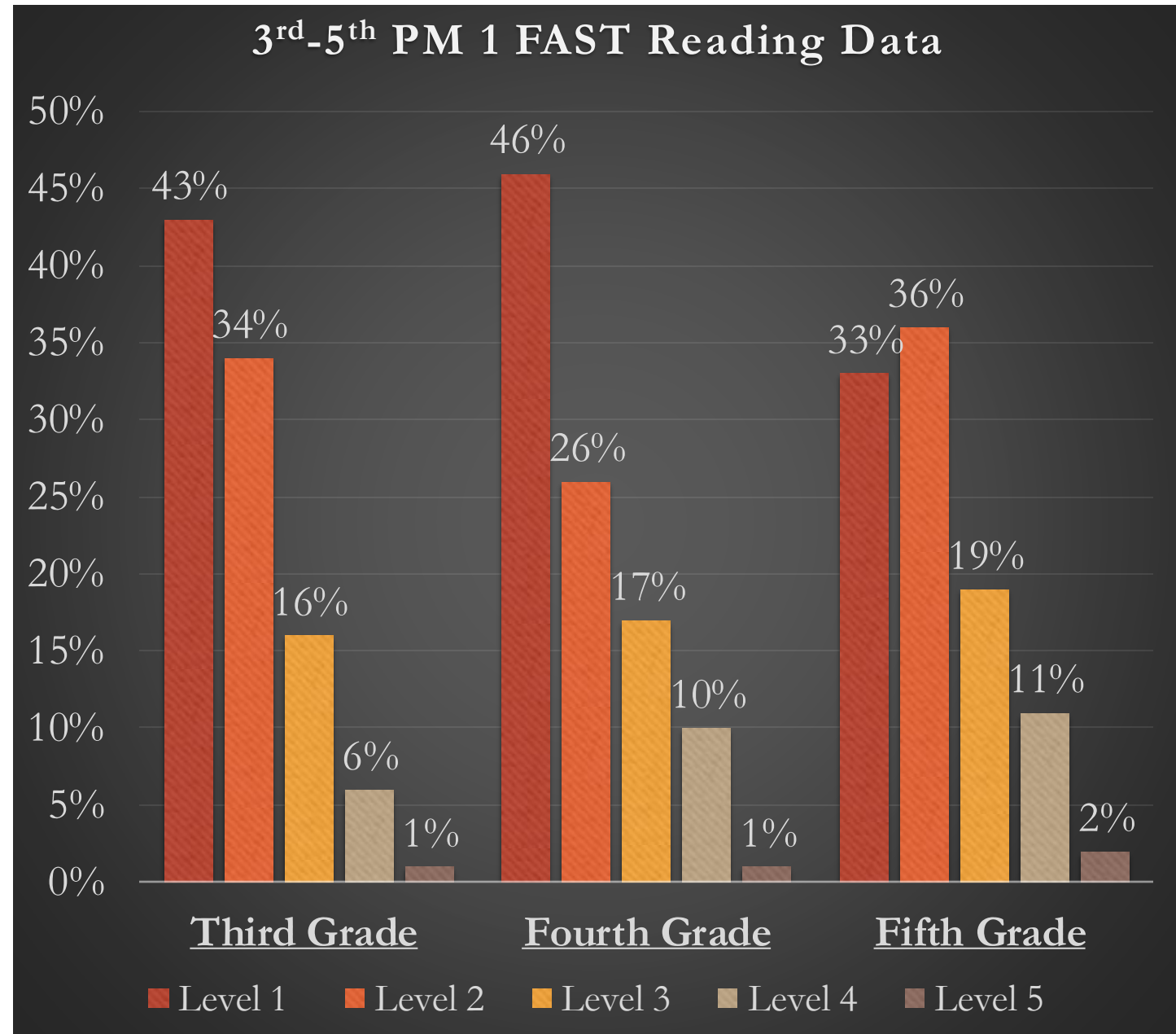
PM 1
Level
3⁰% or
Higher

Grade Level Test	23-24 School Year (PM 1)	24-25 School Year (PM 1)
3 rd Grade Math	8 ⁰ %	6 ⁰ %
4 th Grade Math	7 ⁰ %	8 ⁰ %
5 th Grade Math	9 ⁰ %	10 ⁰ %
6 th Grade Math	14 ⁰ %	11 ⁰ %
7 th Grade Math	32 ⁰ %	22 ⁰ %
8 th Grade Math	26 ⁰ %	15 ⁰ %

FAST PM 1 Reading (K-2nd)

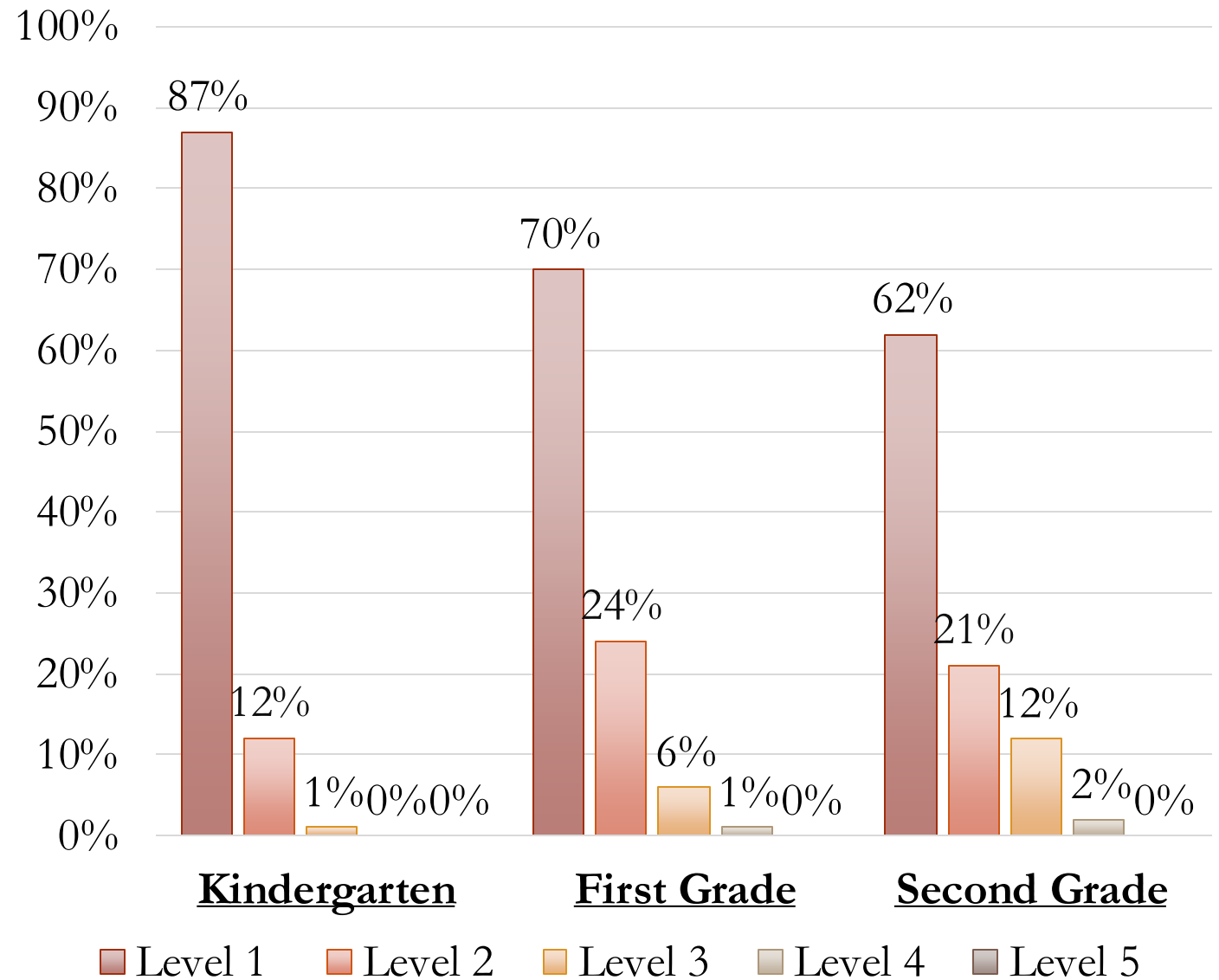


FAST PM 1 Reading (3rd-5th Grade)



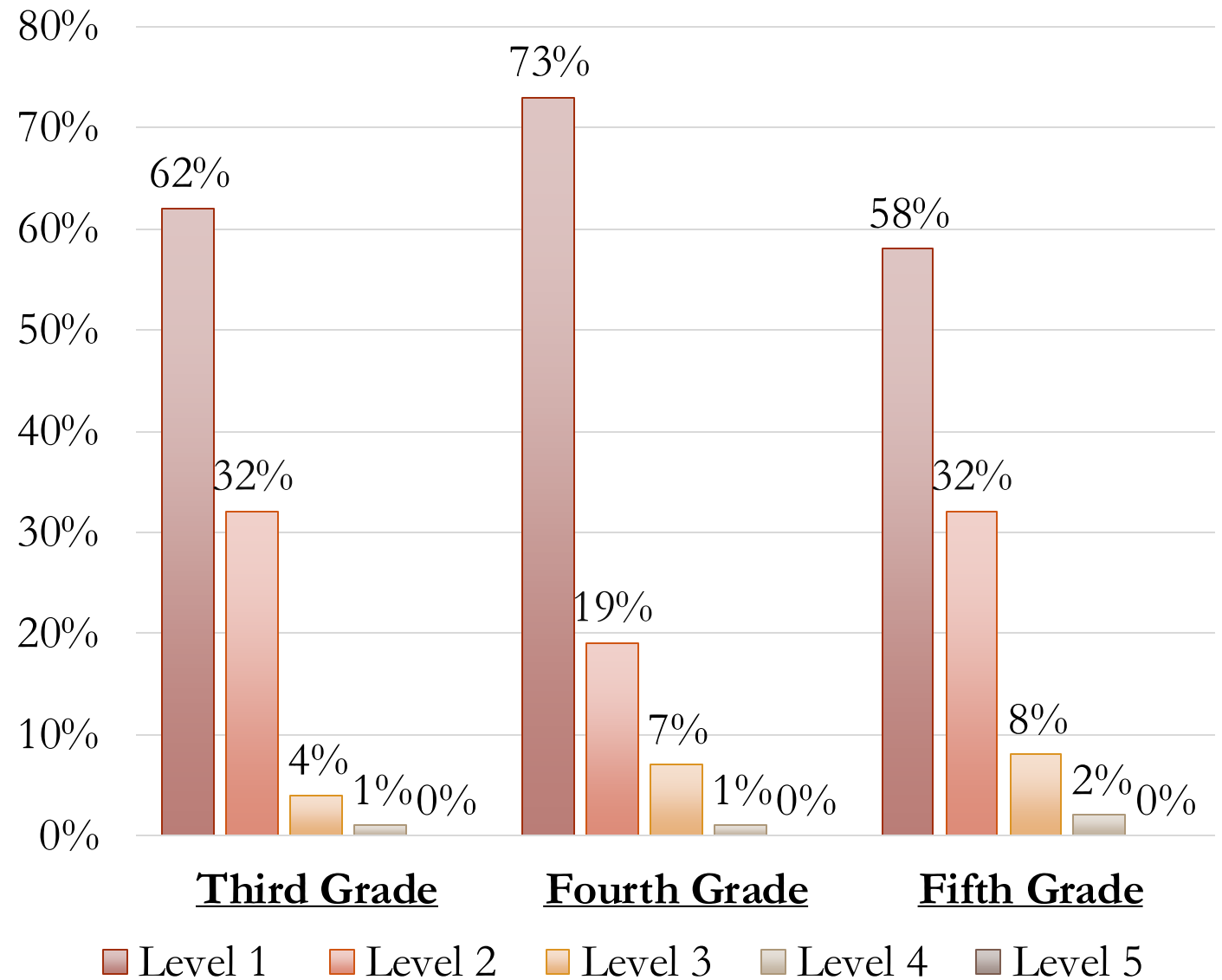
FAST PM 1 Math (K-2nd)

K-2nd PM 1 EL/Star Math Data



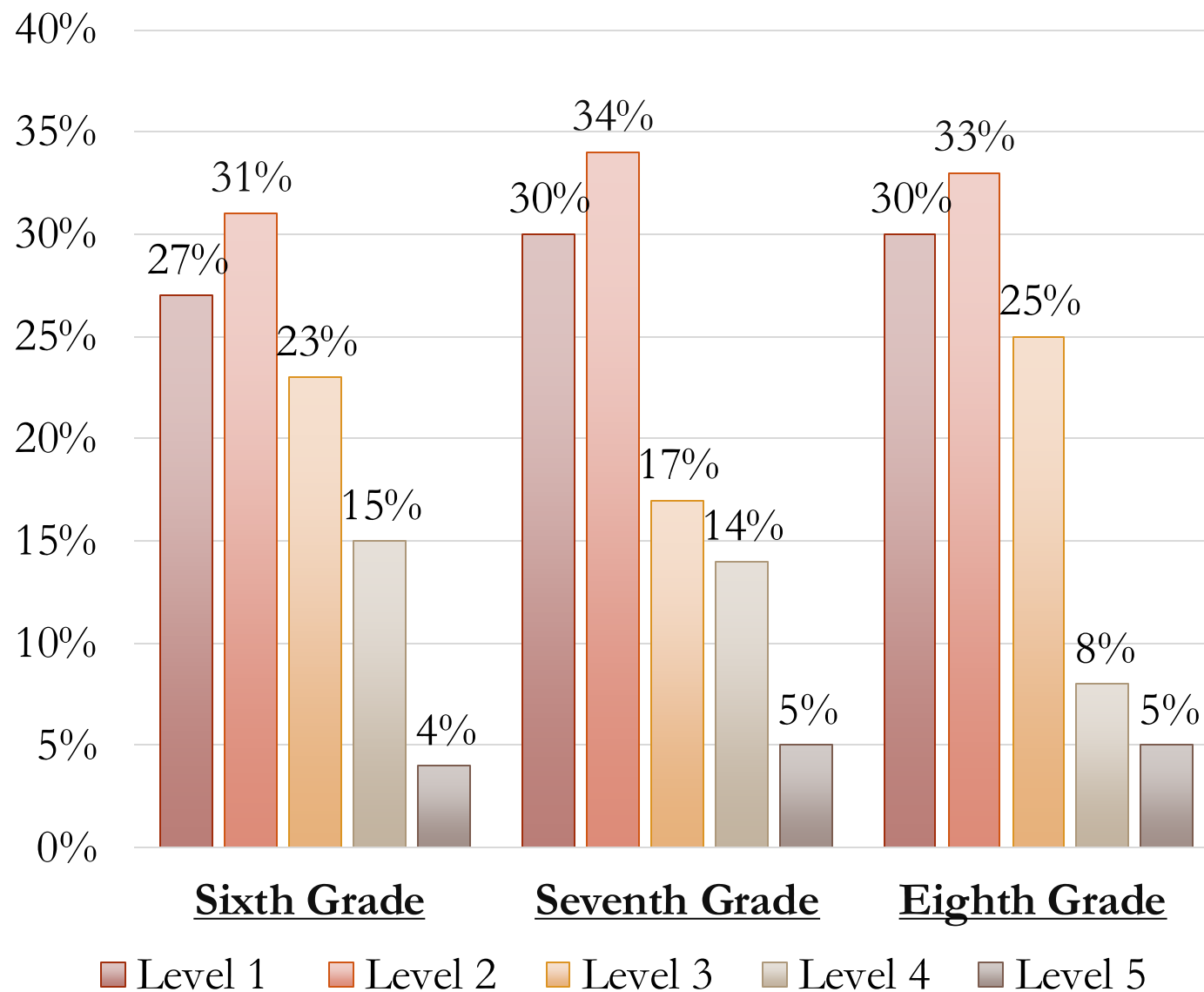
FAST PM 1 Math (3rd-5th Grade)

3rd-5th PM 1 FAST Math Data



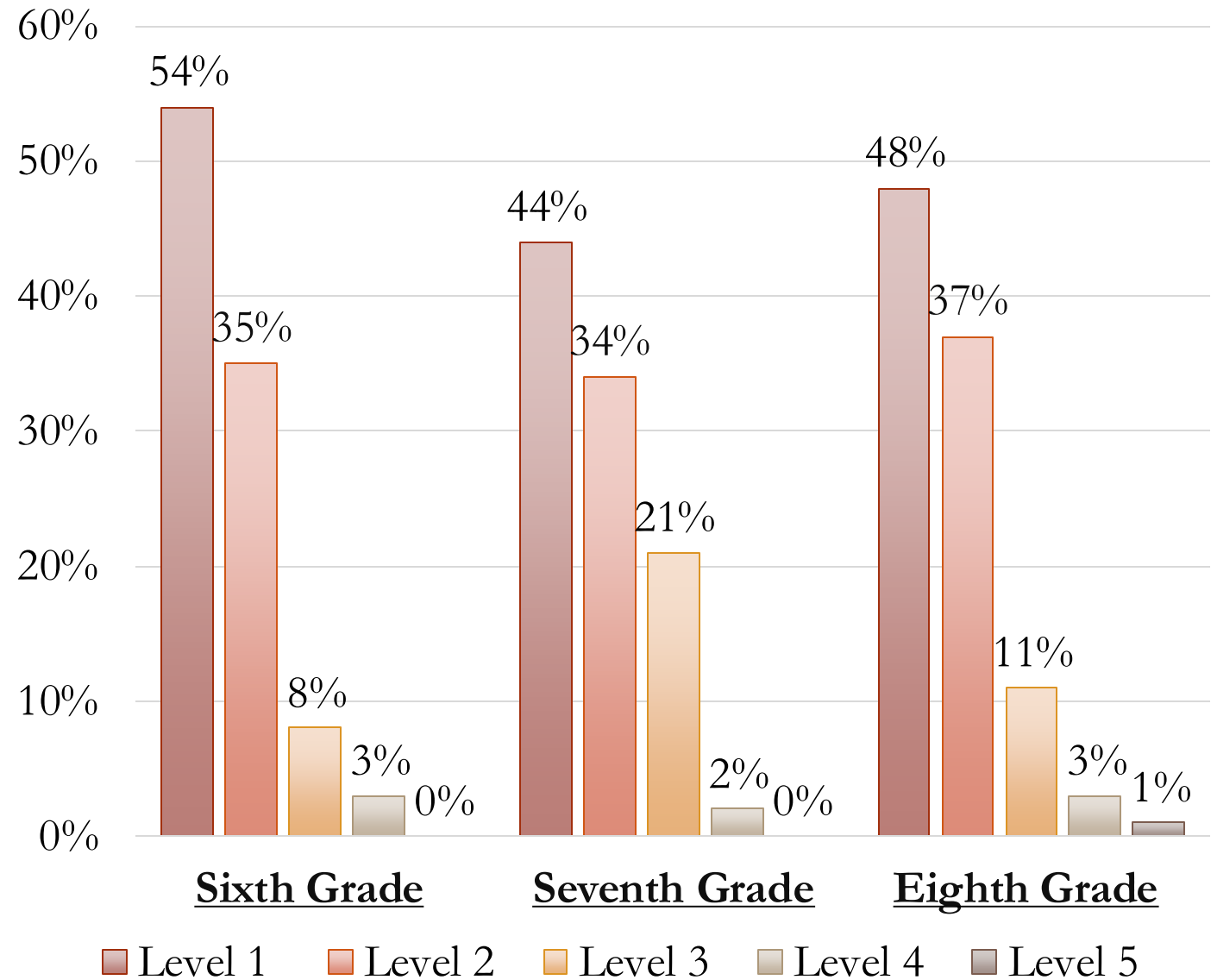
FAST PM 1 Reading (Middle School)

Middle School PM 1 FAST Reading Data



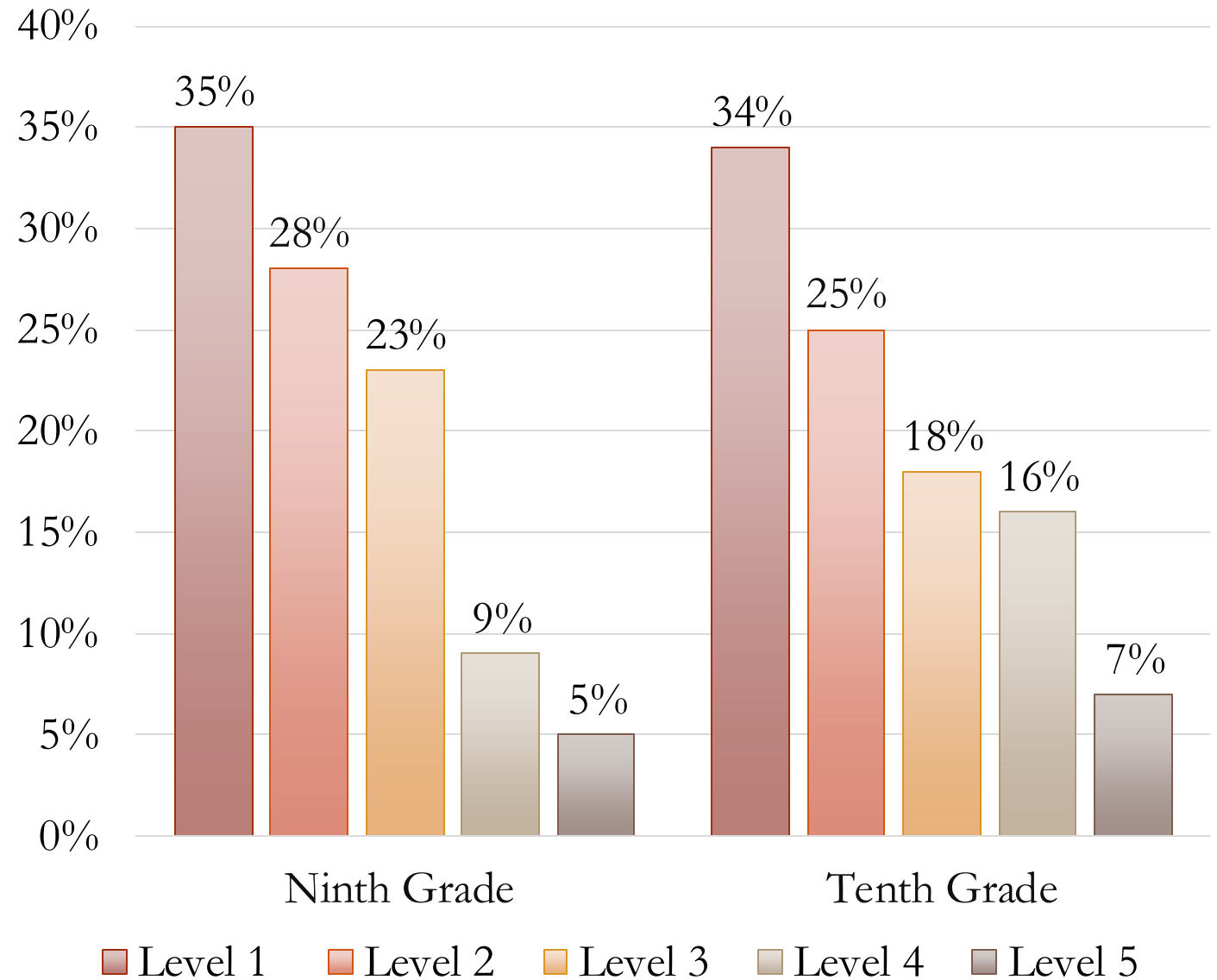
FAST PM 1 Math (Middle School)

Middle School PM 1 FAST Math Data



FAST PM 1 Reading (9-10th Grade)

9TH/10TH PM 1 FAST Reading Data



ESE/STUDENT SERVICES

2024-25

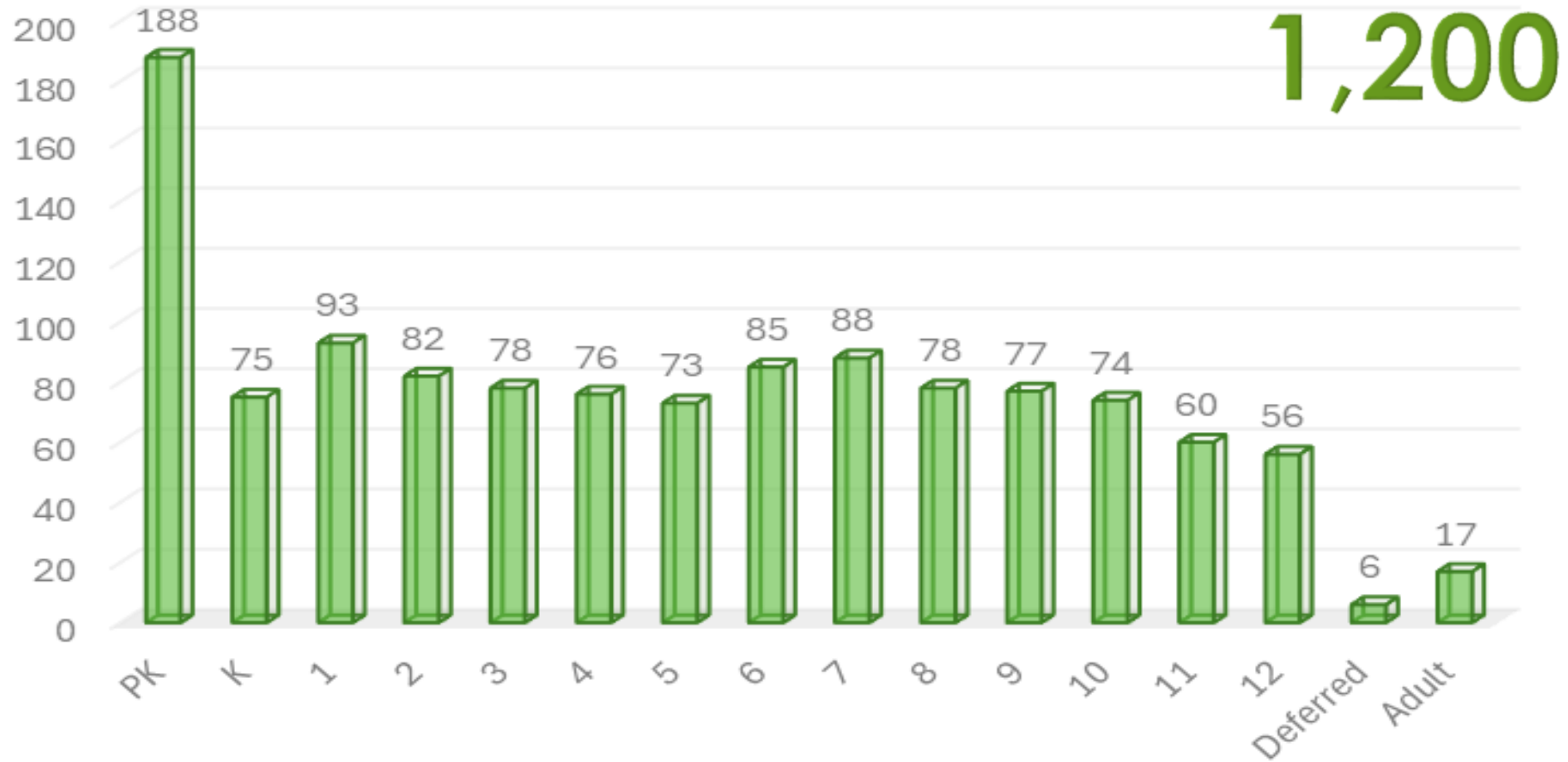


STUDENTS WITH
DISABILITIES

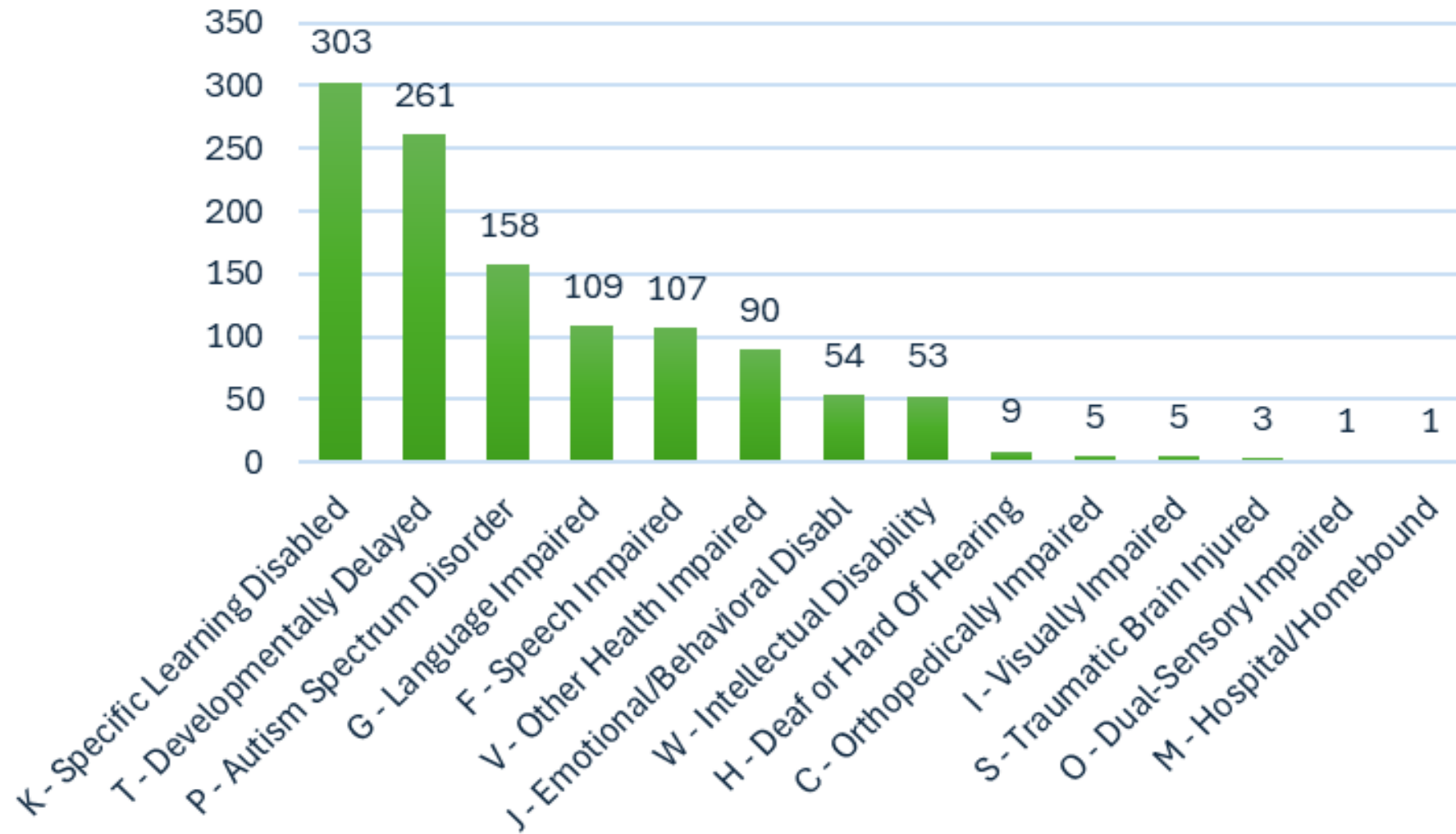
ENGLISH LANGUAGE
LEARNERS

HOMELESS

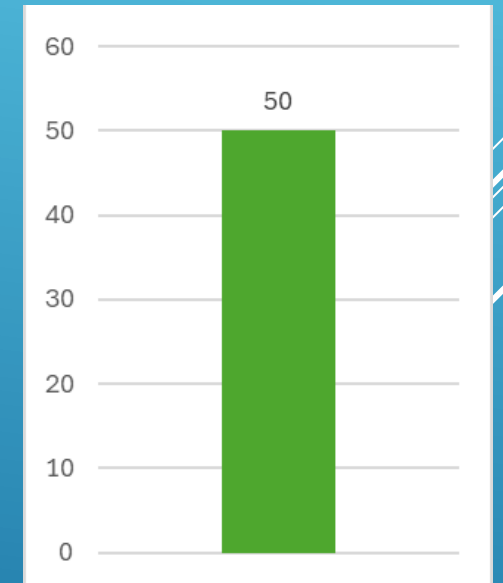




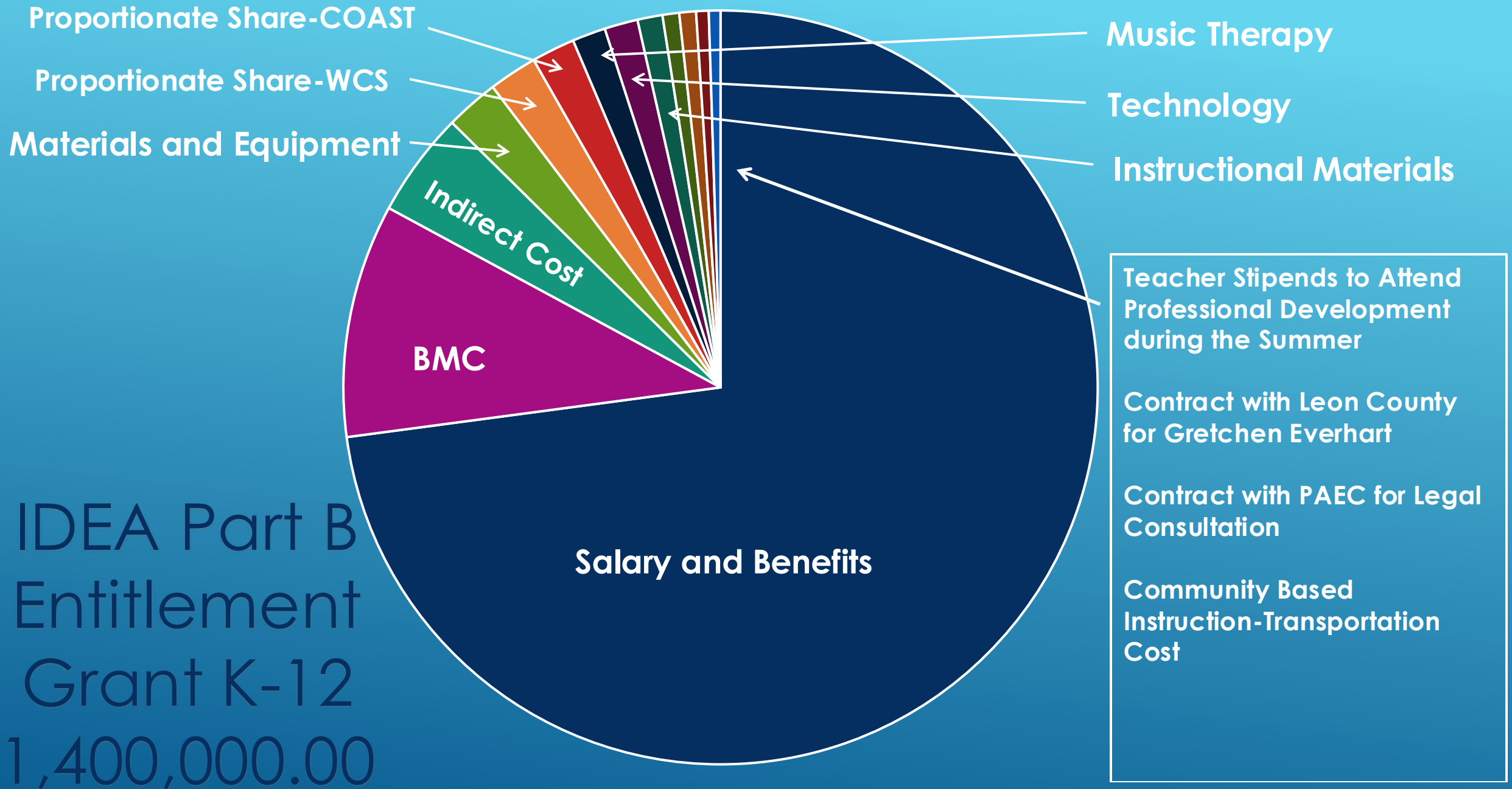
STUDENTS WITH DISABILITIES
SORTED BY GRADE LEVEL



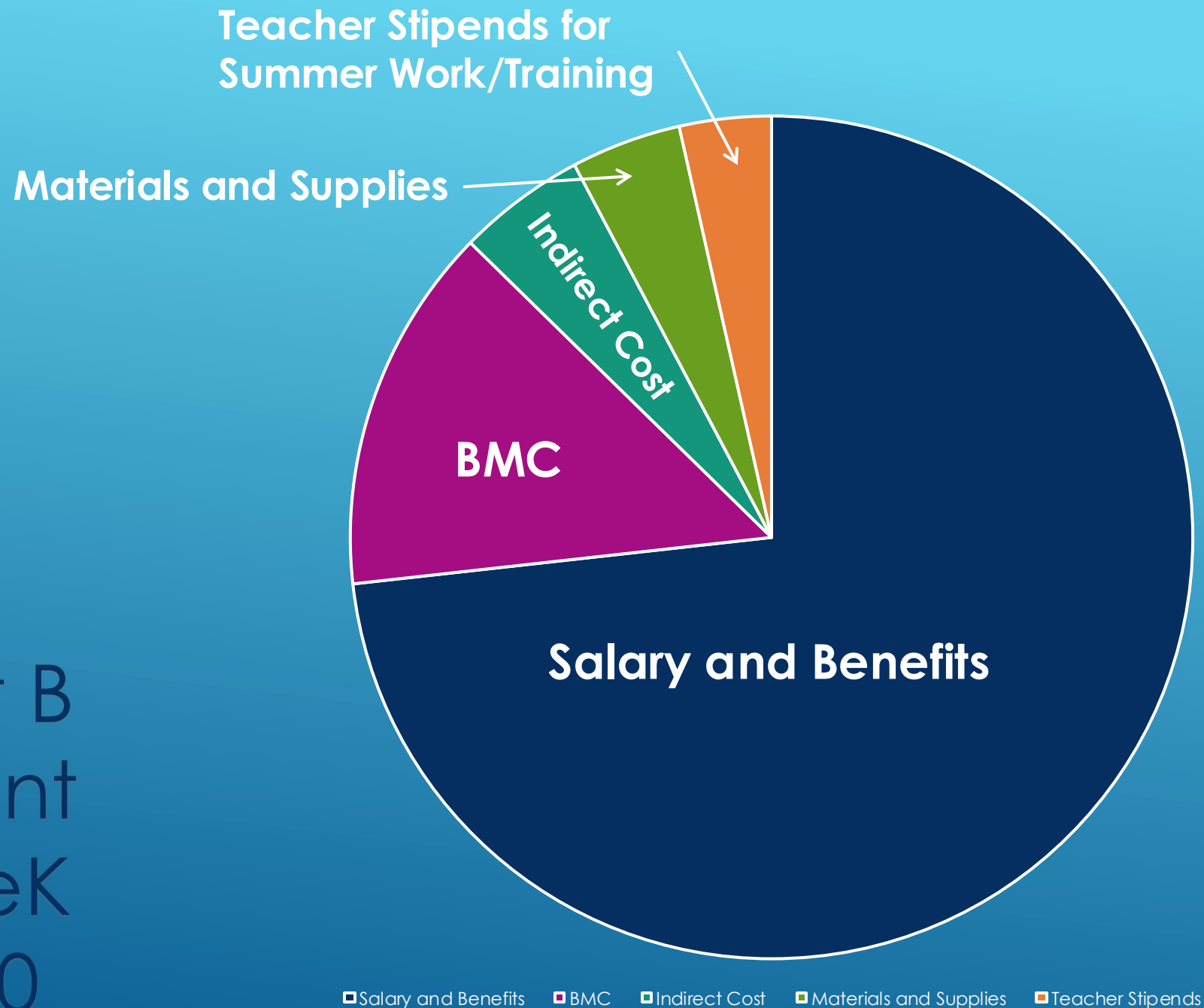
Gifted



STUDENTS WITH DISABILITIES
SORTED BY EXCEPTIONALITY



IDEA Part B
Entitlement
Grant PreK
71,000.00



BUREAU OF EXCEPTIONAL STUDENT EDUCATION AND STUDENT SERVICES

- ▶ Annual Performance Report- February
- ▶ 14 Indicators/32 Sections/54 State Targets
- ▶ LEA-Local Education Agency (Wakulla School District)
- ▶ Based on data from 2021-22 and 2022-23



Florida Department of Education
Bureau of Exceptional Education and Student Services

Annual Performance Report – 05/01/2024
WAKULLA

Manny Diaz, Jr., Commissioner

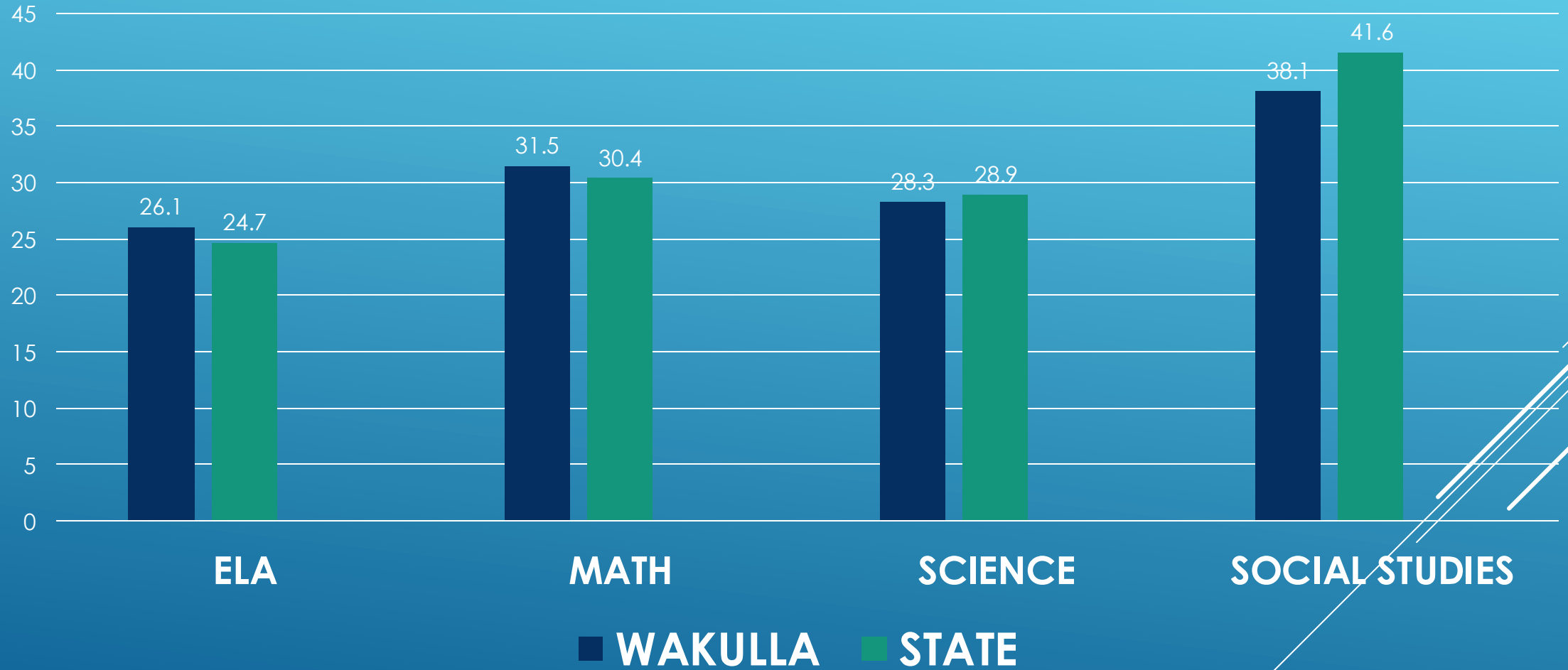
Performance Report for applicable State Performance Plan (SPP)
Indicators as submitted to the Office of Special Education Programs

The following table includes the applicable SPP indicators, the state targets for Federal Fiscal Year 2022, LEA data, and if the LEA met the target per the United States Code (U.S.C.).

Indicator	Description	Target	LEA Data	Target Met	
1. Graduation Rate SY 2021-2022 Survey 5 20 U.S.C. 1416 (a)(3)(A)	Percentage of students (ages 14 to 21) with IEPs graduating with a regular diploma.	≥ 86.75%	100.00%	Yes	
2. Dropout Rate SY 2021-2022 Survey 5 20 U.S.C. 1416 (a)(3)(A)	Percentage of students (ages 14 to 21) with IEPs dropping out.	≤ 9.25%	0.00%	Yes	
3. Assessment SY 2022-2023 Survey 5 20 U.S.C. 1416 (a)(3)(A)	3A. Participation rate for students with IEPs.	Grade 4 ELA/Reading	≥ 95.00%	100.00%	Yes
		Grade 8 ELA/Reading	≥ 95.00%	95.45%	Yes
		Grade HS ELA/Reading	≥ 95.00%	94.92%	No
		Grade 4 Math	≥ 95.00%	100.00%	Yes
		Grade 8 Math	≥ 95.00%	86.76%	No
		Grade HS Math	≥ 95.00%	99.31%	Yes
	3B. Proficiency rate for students with IEPs against grade-level academic achievement standards.	Grade 4 ELA/Reading	≥ 24.00%	21.21%	No
		Grade 8 ELA/Reading	≥ 20.00%	24.56%	Yes
		Grade HS ELA/Reading	≥ 18.00%	22.68%	Yes
		Grade 4 Math	≥ 29.00%	24.62%	No
		Grade 8 Math	≥ 24.00%	35.85%	Yes
		Grade HS Math	≥ 16.00%	8.66%	No
	3C. Proficiency rate for students with IEPs against alternate academic achievement standards.	Grade 4 ELA/Reading	≥ 57.00%	50.00%	No
		Grade 8 ELA/Reading	≥ 58.50%	83.33%	Yes
		Grade HS ELA/Reading	≥ 61.50%	60.00%	No
		Grade 4 Math	≥ 56.50%	50.00%	No
		Grade 8 Math	≥ 62.50%	33.33%	Yes
		Grade HS Math	≥ 63.00%	62.50%	No
	3D. Gap in proficiency rates for students with IEPs and all students against grade level academic achievement standards.	Grade 4 ELA/Reading	≤ 29.50%	32.66%	No
		Grade 8 ELA/Reading	≤ 36.40%	41.26%	No
		Grade HS ELA/Reading	≤ 35.20%	34.96%	Yes
		Grade 4 Math	≤ 25.00%	30.84%	No
		Grade 8 Math	≤ 31.80%	33.20%	No
		Grade HS Math	≤ 20.00%	32.15%	No

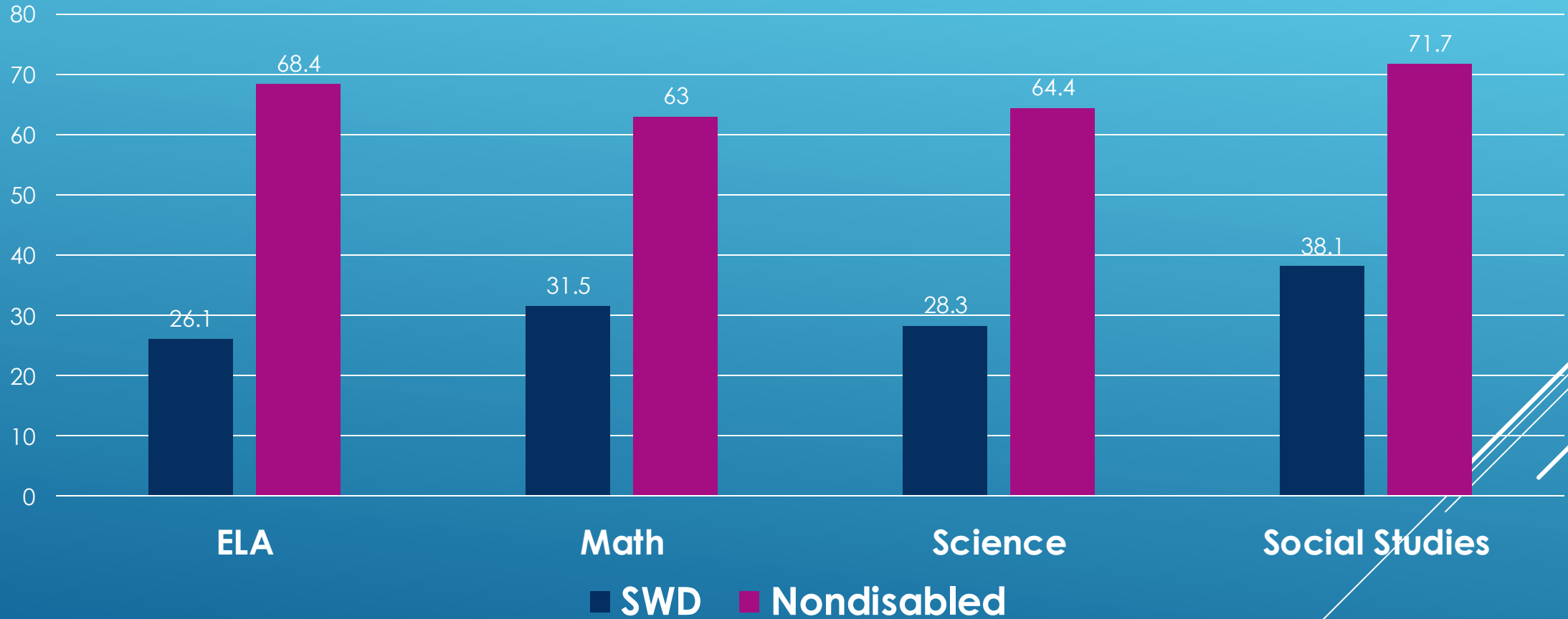


Statewide Standardized Assessment Percent Proficient Students with Disabilities 2023-24





Statewide Standardized Assessment Percent Proficient SWD and Nondisabled Students 2023-24



PROFESSIONAL LEARNING COMMUNITIES

- ▶ Teachers in Self Contained Classrooms
- ▶ Teachers Participating in Community Based Instruction



ENGLISH LANGUAGE LEARNERS




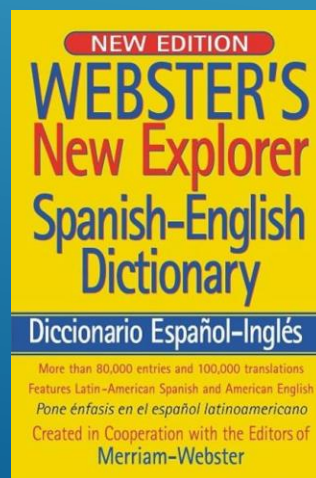
Spanish

Arabic

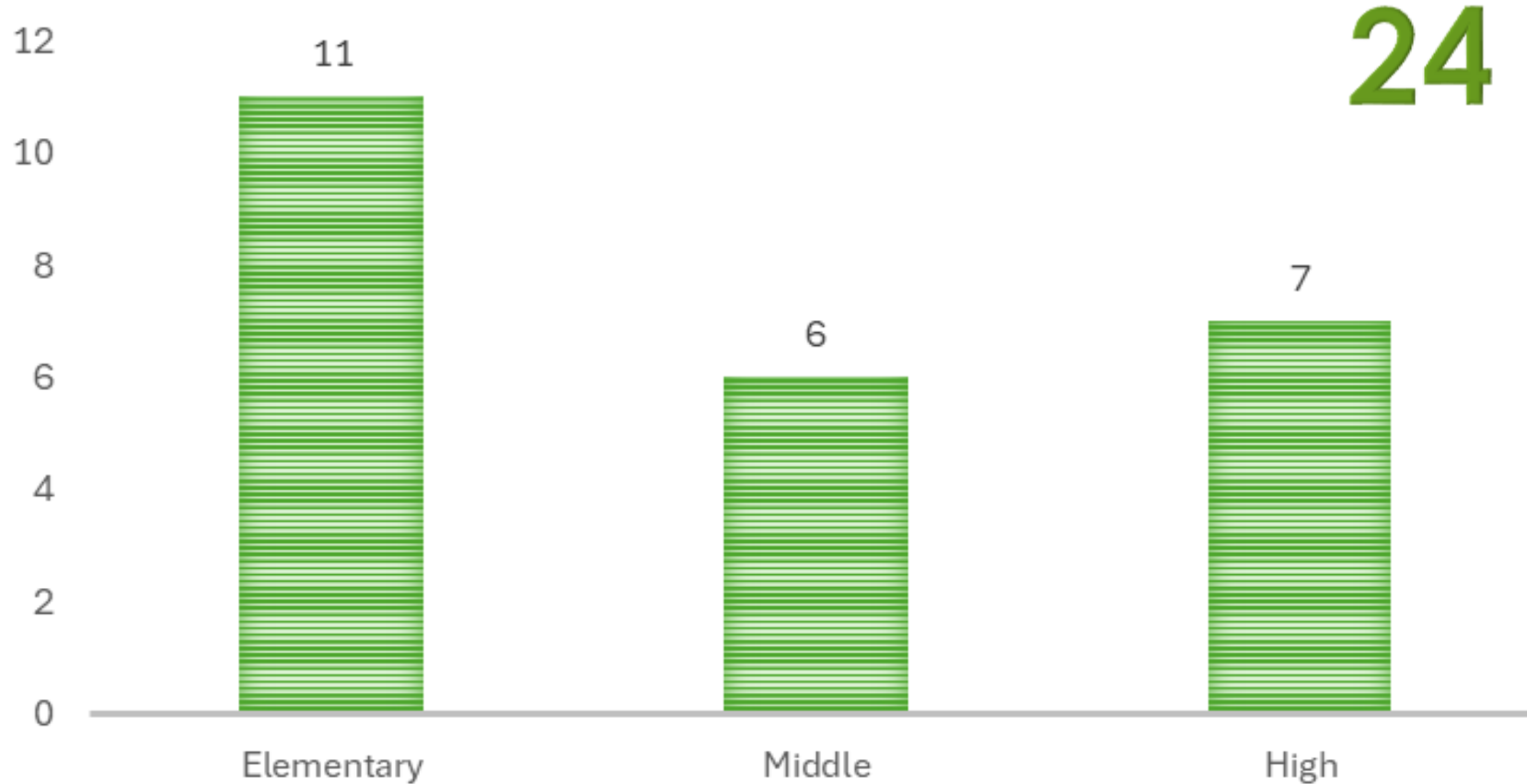
Vietnamese

German

SUPPORTS PROVIDED FOR ENGLISH LANGUAGE LEARNERS



LIMITED ENGLISH PROFICIENT



2 Year
Follow-Up
5 Students

Year 3 & 4
Follow-Up
2 Students

Exited for
more than
4 Years
1 Student

ENGLISH LANGUAGE LEARNERS

HOMELESS CHILDREN AND YOUTH: INDIVIDUALS WHO LACK A FIXED, REGULAR, AND ADEQUATE NIGHTTIME RESIDENCE

- ▶ Sharing the housing of other persons due to loss of housing, economic hardship or a similar reason; doubled up.
- ▶ Living in cars, parks, temporary trailer parks or campgrounds due to lack of alternative adequate accommodations, public spaces, abandoned buildings, substandard housing, bus or train stations, public or private place not designed for or ordinarily used as a regular sleeping accommodation for human beings or similar settings.
- ▶ Living in hotels or motels due to lack of alternative adequate accommodations.
- ▶ Living in emergency or transitional shelters (e.g. FEMA Trailers), abandoned in hospitals.

HOMELESS CHILDREN AND YOUTH

- ▶ Sharing the housing of other persons due to loss of housing, economic hardship or a similar reason; doubled up.
- ▶ Living in cars, parks, temporary trailer parks or campgrounds due to lack of alternative adequate accommodations, public spaces, abandoned buildings, substandard housing, bus or train stations, public or private place not designed for or ordinarily used as a regular sleeping accommodation for human beings or similar settings.

50

4

HOMELESS UNACCOMPANIED YOUTH

- **A homeless child or youth not in the physical custody of their parent or guardian**
- CERTIFIED Unaccompanied Homeless Youth-An individual who is 16 years of age or older and is not in the physical custody of a parent or guardian
 - Ran Away
 - Were forced to Leave
 - Abandoned

Access Health Services, Identification
Cards, and Birth Certificates in the
State of Florida

SUPPORTS PROVIDED FOR STUDENTS THAT ARE HOMELESS



Assistance obtaining records



Free Breakfast and Lunch



School Supplies



Transportation to school of origin

Questions?
Thank you!

