

District Type:

- School District
- Joint Agreement

ILLINOIS STATE BOARD OF EDUCATION
School Business Services Division

SCHOOL DISTRICT/JOINT AGREEMENT BUDGET FORM *
July 1, 2024 - June 30, 2025

Accounting Basis:

- Cash
- Accrual

Deficit R

Is this an amended budget? No

Date of Amended Budget: _____
(MM/DD/YY)

District Name: Spec Educ Dist Lake County/Sedol

District RCDT No: 34049825060

If your FY2024 AFR states that you need to do a deficit reduction plan and your FY2025 budget is balanced, please state the measures you took to have your budget become balanced. (Bckgrnd-Assumpt 25-26)

Budget of Spec Educ Dist Lake County/Sedol, County of Lake
State of Illinois, for the Fiscal Year beginning July 1, 2024 and ending June 30, 2025

WHEREAS the Board of Education of Spec Educ Dist Lake County/Sedol
County of Lake, State of Illinois, caused to be prepared in tentative form a budget, and the Sec
of this Board has made the same conveniently available to public inspection for at least thirty days prior to final action thereon;

AND WHEREAS a public hearing was held as to such budget on the 4th day of August, 20
notice of said hearing was given at least thirty days prior thereto as required by law, and all other legal requirements have been complied with;

NOW, THEREFORE, Be it resolved by the Board of Education of said district as follows:

Section 1: That the fiscal year of this school district be and the same hereby is fixed and declared to be
beginning July 1, 2024 and ending June 30, 2025.

Section 2: That the following budget containing an estimate of amounts available in each Fund, separately, and expenditures from each be
and the same is hereby adopted as the budget of this school district for said fiscal year.

ADOPTION OF BUDGET

The budget shall be approved and signed below by members of the School Board. Adopted this 4th day of _____
by a roll call vote of 21 Yeas, and 0 Nays, to wit:

** MEMBERS VOTING YEA:	** MEMBERS VOTING NAY:
D6 Denise Lear, D73 Mike Engle, D76 David Becker	
D24 Fred Skeppstrom, D79 - Aga Macoch	
D34 Josh Cornwell, D102 Justin Parker	
D36 Denise Quezada, D116 Scott Jewitt	
D37 Sarah Brezinski, D118 Carey McHugh	
D38 Vivian Kueter, D120 Laura Mellon	
D41 Joanne Osmond, D121 Tony DeMonte	
D46 Stephen Mack, D124 Kathy Kusiak	
D68 Emily Savino, D127 Liz Wiczer	
D70 Stephen Sticklen, D128 Cara Benjamin	

* Based on the 23 Illinois Administrative Code-Part 100 and inconformity with Section 17-1 of the School Code.

** Type in the members who voted "YEA" nor "NAY". Actual school board member signatures are not required for electronic submission.

(1) A certified copy of this document must be filed with the county clerk within 30 days of adoption as required by Section 18-50 of the Property Tax Code (35 ILCS 200/18-50).

(2) Districts are required to submit the adopted/amended budget electronically to ISBE within 30 days of adoption or by October 30, whichever comes first. Budgets are submitted through IWAS:

<https://apps.isbe.net/iwas/asp/login.asp?js=tr>

Please type the member signatures before submitting to ISBE. We do not accept PDF copies.

SD50-36/JA50-39 5/24
Spec Educ Dist Lake County/Sedol
34049825060

Reduction Plan is not required

 ,

 ,

Retary

 24 ,

 August , 20 24

[je](#)



<i>Begin entering data on EstRev 6-11 and EstExp 12-20 tabs.</i>		(10)	(20)	(30)
Description: Enter Whole Numbers Only		Educational	Operations & Maintenance	Debt Service
Acct #				
ESTIMATED BEGINNING FUND BALANCE (without Student Activity Funds)1 as of July 1, 2024		11,379,114	2,560,431	181,976
RECEIPTS/REVENUES (without Student Activity Funds)				
LOCAL SOURCES	1000	40,252,020	3,601,056	280,000
FLOW-THROUGH RECEIPTS/REVENUES FROM ONE DISTRICT TO ANOTHER DISTRICT	2000	800,000	0	
STATE SOURCES	3000	5,154,500	50,000	0
FEDERAL SOURCES	4000	1,480,000	0	0
Total Direct Receipts/Revenues 8		47,686,520	3,651,056	280,000
Receipts/Revenues for "On Behalf" Payments 2	3998			
Total Receipts/Revenues		47,686,520	3,651,056	280,000
DISBURSEMENTS/EXPENDITURES (without Student Activity Funds)				
INSTRUCTION	1000	25,498,823		
SUPPORT SERVICES	2000	18,989,151	5,067,826	
COMMUNITY SERVICES	3000	15,309	0	
PAYMENTS TO OTHER DISTRICTS & GOVT UNITS	4000	107,000	0	0
DEBT SERVICES	5000	0	0	278,350
PROVISION FOR CONTINGENCIES	6000	0	0	0
Total Direct Disbursements/Expenditures 9		44,610,282	5,067,826	278,350
Disbursements/Expenditures for "On Behalf" Payments 2	4180			
Total Disbursements/Expenditures		44,610,282	5,067,826	278,350
Excess of Direct Receipts/Revenues Over (Under) Direct Disbursements/Expenditures		3,076,238	(1,416,770)	1,650
OTHER SOURCES/USES OF FUNDS				
OTHER SOURCES OF FUNDS (7000)				
PERMANENT TRANSFER FROM VARIOUS FUNDS				
Abolishment the Working Cash Fund 16	7110			
Abatement of the Working Cash Fund 16	7110			
Transfer of Working Cash Fund Interest	7120			
Transfer Among Funds	7130			
Transfer of Interest	7140			
Transfer from Capital Projects Fund to O&M Fund	7150			
Transfer of Excess Fire Prev & Safety Tax & Interest 3 Proceeds to O&M Fund	7160			
Transfer of Excess Accumulated Fire Prev & Safety Bond and Int 3a Proceeds to Debt Service Fund	7170			
SALE OF BONDS (7200)				
Principal on Bonds Sold 4	7210			
Premium on Bonds Sold	7220			
Accrued Interest on Bonds Sold	7230			
Sale or Compensation for Fixed Assets 5	7300			
Transfer to Debt Service to Pay Principal on GASB 87 Leases	7400			0
Transfer to Debt Service to Pay Interest on GASB 87 Leases	7500			0
Transfer to Debt Service Fund to Pay Principal on Revenue Bonds	7600			0
Transfer to Debt Service Fund to Pay Interest on Revenue Bonds	7700			0
Transfer to Capital Projects Fund	7800			
ISBE Loan Proceeds	7900			
Other Sources Not Classified Elsewhere	7990			
Total Other Sources of Funds 8		0	0	0
OTHER USES OF FUNDS (8000)				
TRANSFER TO VARIOUS OTHER FUNDS (8100)				
Abolishment or Abatement of the Working Cash Fund 16	8110			
Transfer of Working Cash Fund Interest	8120			

Begin entering data on EstRev 6-11 and EstExp 12-20 tabs.				
Description: Enter Whole Numbers Only	Acct #	(10) Educational	(20) Operations & Maintenance	(30) Debt Service
Transfer Among Funds	8130			
Transfer of Interest 6	8140			
Transfer from Capital Projects Fund to O&M Fund	8150			
Transfer of Excess Fire Prev & Safety Tax & Interest 3 Proceeds to O&M Fund	8160			
Transfer of Excess Accumulated Fire Prev & Safety Bond 3a and Int Proceeds to Debt Service Fund	8170			
Taxes Pledged to Pay Principal on GASB 87 Leases	8410			
Grants/Reimbursements Pledged to Pay Principal on GASB 87 Leases	8420			
Other Revenues Pledged to Pay Principal on GASB 87 Leases	8430			
Fund Balance Transfers Pledged to Pay Principal on GASB 87 Leases	8440			
Taxes Pledged to Pay Interest on GASB 87 Leases	8510			
Grants/Reimbursements Pledged to Pay Interest on GASB 87 Leases	8520			
Other Revenues Pledged to Pay Interest on GASB 87 Leases	8530			
Fund Balance Transfers Pledged to Pay Interest on GASB 87 Leases	8540			
Taxes Pledged to Pay Principal on Revenue Bonds	8610			
Grants/Reimbursements Pledged to Pay Principal on Revenue Bonds	8620			
Other Revenues Pledged to Pay Principal on Revenue Bonds	8630			
Fund Balance Transfers Pledged to Pay Principal on Revenue Bonds	8640			
Taxes Pledged to Pay Interest on Revenue Bonds	8710			
Grants/Reimbursements Pledged to Pay Interest on Revenue Bonds	8720			
Other Revenues Pledged to Pay Interest on Revenue Bonds	8730			
Fund Balance Transfers Pledged to Pay Interest on Revenue Bonds	8740			
Taxes Transferred to Pay for Capital Projects	8810			
Grants/Reimbursements Pledged to Pay for Capital Projects	8820			
Other Revenues Pledged to Pay for Capital Projects	8830			
Fund Balance Transfers Pledged to Pay for Capital Projects	8840			
Transfer to Debt Service Fund to Pay Principal on ISBE Loans	8910			
Other Uses Not Classified Elsewhere	8990			
Total Other Uses of Funds 9		0	0	0
Total Other Sources/Uses of Fund		0	0	0
ESTIMATED ENDING FUND BALANCE (without Student Activity Funds) as of June 30, 2025		14,455,352	1,143,661	183,626
Student Activity (Fund 11) ESTIMATED BEGINNING FUND BALANCE as of July 1, 2024		0		
RECEIPTS/REVENUES (For Student Activity Funds)				
Total Student Activity Direct Receipts/Revenues (Local Sources)	1799	0		
DISBURSEMENTS/EXPENDITURES (For Student Activity Funds)				
Total Student Activity Direct Disbursements/Expenditures	1999	0		
Excess of Direct Receipts/Revenues Over (Under) Direct Disbursements/Expenditures		0		
Student Activity ESTIMATED ENDING FUND BALANCE as of June 30, 2025		0		
Total ESTIMATED BEGINNING FUND BALANCE (All Sources Including Student Activity Funds) as of July 1, 2024		11,379,114	2,560,431	181,976
RECEIPTS/REVENUES (All Sources with Student Activity Funds)				
LOCAL SOURCES	1000	40,252,020	3,601,056	280,000
FLOW-THROUGH RECEIPTS/REVENUES FROM ONE DISTRICT TO ANOTHER DISTRICT	2000	800,000	0	
STATE SOURCES	3000	5,154,500	50,000	0
FEDERAL SOURCES	4000	1,480,000	0	0
Total Direct Receipts/Revenues 8		47,686,520	3,651,056	280,000
Receipts/Revenues for "On Behalf" Payments 2	3998			
Total Receipts/Revenues		47,686,520	3,651,056	280,000
DISBURSEMENTS/EXPENDITURES (All Sources with Student Activity Funds)				

<i>Begin entering data on EstRev 6-11 and EstExp 12-20 tabs.</i>				
Description: Enter Whole Numbers Only	Acct #	(10) Educational	(20) Operations & Maintenance	(30) Debt Service
INSTRUCTION	1000	25,498,823		
SUPPORT SERVICES	2000	18,989,151	5,067,826	
COMMUNITY SERVICES	3000	15,309	0	
PAYMENTS TO OTHER DISTRICTS & GOVT UNITS	4000	107,000	0	0
DEBT SERVICES	5000	0	0	278,350
PROVISION FOR CONTINGENCIES	6000	0	0	0
Total Direct Disbursements/Expenditures 9		44,610,282	5,067,826	278,350
Disbursements/Expenditures for "On Behalf" Payments 2	4180			
Total Disbursements/Expenditures		44,610,282	5,067,826	278,350
Excess of Direct Receipts/Revenues Over (Under) Direct Disbursements/Expenditures		3,076,238	(1,416,770)	1,650
OTHER SOURCES/USES OF FUNDS				
OTHER SOURCES OF FUNDS (7000)				
Total Other Sources of Funds 8		0	0	0
OTHER USES OF FUNDS (8000)				
Total Other Uses of Funds 9		0	0	0
Total Other Sources/Uses of Fund		0	0	0
ESTIMATED ENDING FUND BALANCE (All Sources with Student Activity Funds) as of June 30, 2025		14,455,352	1,143,661	183,626

SUMMARY OF EXPENDITURES Without s				
Description	Acct #	(10) Educational	(20) Operations & Maintenance	(30) Debt Service
Object Name				
Salaries	100	31,183,782	1,116,544	
Employee Benefits	200	8,279,500	275,500	
Purchased Services	300	2,407,000	2,500,000	0
Supplies & Materials	400	650,000	625,282	
Capital Outlay	500	100,000	500,000	
Other Objects	600	1,740,000	500	278,350
Non-Capitalized Equipment	700	250,000	50,000	
Termination Benefits	800	0	0	
Total Expenditures		44,610,282	5,067,826	278,350

<i>Begin entering data on EstRev 6-11 and EstExp 12-20 tabs.</i>		(40)	(50)	(60)
Description: Enter Whole Numbers Only		Transportation	Municipal Retirement/ Social Security	Capital Projects
Acct #				
ESTIMATED BEGINNING FUND BALANCE (without Student Activity Funds)1 as of July 1, 2024		683,532	1,828,974	0
RECEIPTS/REVENUES (without Student Activity Funds)				
LOCAL SOURCES	1000	5,600	537,000	0
FLOW-THROUGH RECEIPTS/REVENUES FROM ONE DISTRICT TO ANOTHER DISTRICT	2000	0	0	
STATE SOURCES	3000	718,750	0	0
FEDERAL SOURCES	4000	0	0	0
Total Direct Receipts/Revenues 8		724,350	537,000	0
Receipts/Revenues for "On Behalf" Payments 2	3998			
Total Receipts/Revenues		724,350	537,000	0
DISBURSEMENTS/EXPENDITURES (without Student Activity Funds)				
INSTRUCTION	1000		502,787	
SUPPORT SERVICES	2000	688,812	419,945	0
COMMUNITY SERVICES	3000	0	0	
PAYMENTS TO OTHER DISTRICTS & GOVT UNITS	4000	0	0	0
DEBT SERVICES	5000	0	0	
PROVISION FOR CONTINGENCIES	6000	0	0	0
Total Direct Disbursements/Expenditures 9		688,812	922,732	0
Disbursements/Expenditures for "On Behalf" Payments 2	4180			
Total Disbursements/Expenditures		688,812	922,732	0
Excess of Direct Receipts/Revenues Over (Under) Direct Disbursements/Expenditures		35,538	(385,732)	0
OTHER SOURCES/USES OF FUNDS				
OTHER SOURCES OF FUNDS (7000)				
PERMANENT TRANSFER FROM VARIOUS FUNDS				
Abolishment the Working Cash Fund 16	7110			
Abatement of the Working Cash Fund 16	7110			
Transfer of Working Cash Fund Interest	7120			
Transfer Among Funds	7130			
Transfer of Interest	7140			
Transfer from Capital Projects Fund to O&M Fund	7150			
Transfer of Excess Fire Prev & Safety Tax & Interest 3 Proceeds to O&M Fund	7160			
Transfer of Excess Accumulated Fire Prev & Safety Bond and Int 3a Proceeds to Debt Service Fund	7170			
SALE OF BONDS (7200)				
Principal on Bonds Sold 4	7210			
Premium on Bonds Sold	7220			
Accrued Interest on Bonds Sold	7230			
Sale or Compensation for Fixed Assets 5	7300			
Transfer to Debt Service to Pay Principal on GASB 87 Leases	7400			
Transfer to Debt Service to Pay Interest on GASB 87 Leases	7500			
Transfer to Debt Service Fund to Pay Principal on Revenue Bonds	7600			
Transfer to Debt Service Fund to Pay Interest on Revenue Bonds	7700			
Transfer to Capital Projects Fund	7800			0
ISBE Loan Proceeds	7900			
Other Sources Not Classified Elsewhere	7990			
Total Other Sources of Funds 8		0	0	0
OTHER USES OF FUNDS (8000)				
TRANSFER TO VARIOUS OTHER FUNDS (8100)				
Abolishment or Abatement of the Working Cash Fund 16	8110			
Transfer of Working Cash Fund Interest	8120			

Begin entering data on EstRev 6-11 and EstExp 12-20 tabs.				
Description: Enter Whole Numbers Only	Acct #	(40) Transportation	(50) Municipal Retirement/ Social Security	(60) Capital Projects
Transfer Among Funds	8130			
Transfer of Interest 6	8140			
Transfer from Capital Projects Fund to O&M Fund	8150			
Transfer of Excess Fire Prev & Safety Tax & Interest 3 Proceeds to O&M Fund	8160			
Transfer of Excess Accumulated Fire Prev & Safety Bond 3a and Int Proceeds to Debt Service Fund	8170			
Taxes Pledged to Pay Principal on GASB 87 Leases	8410			
Grants/Reimbursements Pledged to Pay Principal on GASB 87 Leases	8420			
Other Revenues Pledged to Pay Principal on GASB 87 Leases	8430			
Fund Balance Transfers Pledged to Pay Principal on GASB 87 Leases	8440			
Taxes Pledged to Pay Interest on GASB 87 Leases	8510			
Grants/Reimbursements Pledged to Pay Interest on GASB 87 Leases	8520			
Other Revenues Pledged to Pay Interest on GASB 87 Leases	8530			
Fund Balance Transfers Pledged to Pay Interest on GASB 87 Leases	8540			
Taxes Pledged to Pay Principal on Revenue Bonds	8610			
Grants/Reimbursements Pledged to Pay Principal on Revenue Bonds	8620			
Other Revenues Pledged to Pay Principal on Revenue Bonds	8630			
Fund Balance Transfers Pledged to Pay Principal on Revenue Bonds	8640			
Taxes Pledged to Pay Interest on Revenue Bonds	8710			
Grants/Reimbursements Pledged to Pay Interest on Revenue Bonds	8720			
Other Revenues Pledged to Pay Interest on Revenue Bonds	8730			
Fund Balance Transfers Pledged to Pay Interest on Revenue Bonds	8740			
Taxes Transferred to Pay for Capital Projects	8810			
Grants/Reimbursements Pledged to Pay for Capital Projects	8820			
Other Revenues Pledged to Pay for Capital Projects	8830			
Fund Balance Transfers Pledged to Pay for Capital Projects	8840			
Transfer to Debt Service Fund to Pay Principal on ISBE Loans	8910			
Other Uses Not Classified Elsewhere	8990			
Total Other Uses of Funds 9		0	0	0
Total Other Sources/Uses of Fund		0	0	0
ESTIMATED ENDING FUND BALANCE (without Student Activity Funds) as of June 30, 2025		719,070	1,443,242	0
Student Activity (Fund 11) ESTIMATED BEGINNING FUND BALANCE as of July 1, 2024				
RECEIPTS/REVENUES (For Student Activity Funds)				
Total Student Activity Direct Receipts/Revenues (Local Sources)	1799			
DISBURSEMENTS/EXPENDITURES (For Student Activity Funds)				
Total Student Activity Direct Disbursements/Expenditures	1999			
Excess of Direct Receipts/Revenues Over (Under) Direct Disbursements/Expenditures				
Student Activity ESTIMATED ENDING FUND BALANCE as of June 30, 2025				
Total ESTIMATED BEGINNING FUND BALANCE (All Sources Including Student Activity Funds) as of July 1, 2024		683,532	1,828,974	0
RECEIPTS/REVENUES (All Sources with Student Activity Funds)				
LOCAL SOURCES	1000	5,600	537,000	0
FLOW-THROUGH RECEIPTS/REVENUES FROM ONE DISTRICT TO ANOTHER DISTRICT	2000	0	0	
STATE SOURCES	3000	718,750	0	0
FEDERAL SOURCES	4000	0	0	0
Total Direct Receipts/Revenues 8		724,350	537,000	0
Receipts/Revenues for "On Behalf" Payments 2	3998			
Total Receipts/Revenues		724,350	537,000	0
DISBURSEMENTS/EXPENDITURES (All Sources with Student Activity Funds)				

<i>Begin entering data on EstRev 6-11 and EstExp 12-20 tabs.</i>				
Description: Enter Whole Numbers Only	Acct #	(40) Transportation	(50) Municipal Retirement/ Social Security	(60) Capital Projects
INSTRUCTION	1000		502,787	
SUPPORT SERVICES	2000	688,812	419,945	0
COMMUNITY SERVICES	3000	0	0	
PAYMENTS TO OTHER DISTRICTS & GOVT UNITS	4000	0	0	0
DEBT SERVICES	5000	0	0	
PROVISION FOR CONTINGENCIES	6000	0	0	0
Total Direct Disbursements/Expenditures 9		688,812	922,732	0
Disbursements/Expenditures for "On Behalf" Payments 2	4180			
Total Disbursements/Expenditures		688,812	922,732	0
Excess of Direct Receipts/Revenues Over (Under) Direct Disbursements/Expenditures		35,538	(385,732)	0
OTHER SOURCES/USES OF FUNDS				
OTHER SOURCES OF FUNDS (7000)				
Total Other Sources of Funds 8		0	0	0
OTHER USES OF FUNDS (8000)				
Total Other Uses of Funds 9		0	0	0
Total Other Sources/Uses of Fund		0	0	0
ESTIMATED ENDING FUND BALANCE (All Sources with Student Activity Funds) as of June 30, 2025		719,070	1,443,242	0

Student Activity Funds (by Major Object)

Description	Acct #	(40) Transportation	(50) Municipal Retirement/ Social Security	(60) Capital Projects
Object Name				
Salaries	100	70,583		0
Employee Benefits	200	29,000	922,732	0
Purchased Services	300	585,733		0
Supplies & Materials	400	3,496		0
Capital Outlay	500	0		0
Other Objects	600	0	0	0
Non-Capitalized Equipment	700	0		0
Termination Benefits	800	0		
Total Expenditures		688,812	922,732	0

<i>Begin entering data on EstRev 6-11 and EstExp 12-20 tabs.</i>		(70)	(80)	(90)
Description: Enter Whole Numbers Only		Working Cash	Tort	Fire Prevention & Safety
Acct #				
ESTIMATED BEGINNING FUND BALANCE (without Student Activity Funds)1 as of July 1, 2024		0	0	0
RECEIPTS/REVENUES (without Student Activity Funds)				
LOCAL SOURCES	1000	0	0	0
FLOW-THROUGH RECEIPTS/REVENUES FROM ONE DISTRICT TO ANOTHER DISTRICT	2000			
STATE SOURCES	3000	0	0	0
FEDERAL SOURCES	4000	0	0	0
Total Direct Receipts/Revenues 8		0	0	0
Receipts/Revenues for "On Behalf" Payments 2	3998			
Total Receipts/Revenues		0	0	0
DISBURSEMENTS/EXPENDITURES (without Student Activity Funds)				
INSTRUCTION	1000		0	
SUPPORT SERVICES	2000		0	0
COMMUNITY SERVICES	3000		0	
PAYMENTS TO OTHER DISTRICTS & GOVT UNITS	4000		0	0
DEBT SERVICES	5000		0	0
PROVISION FOR CONTINGENCIES	6000		0	0
Total Direct Disbursements/Expenditures 9			0	0
Disbursements/Expenditures for "On Behalf" Payments 2	4180			
Total Disbursements/Expenditures			0	0
Excess of Direct Receipts/Revenues Over (Under) Direct Disbursements/Expenditures		0	0	0
OTHER SOURCES/USES OF FUNDS				
OTHER SOURCES OF FUNDS (7000)				
PERMANENT TRANSFER FROM VARIOUS FUNDS				
Abolishment the Working Cash Fund 16	7110			
Abatement of the Working Cash Fund 16	7110			
Transfer of Working Cash Fund Interest	7120			
Transfer Among Funds	7130			
Transfer of Interest	7140			
Transfer from Capital Projects Fund to O&M Fund	7150			
Transfer of Excess Fire Prev & Safety Tax & Interest 3 Proceeds to O&M Fund	7160			
Transfer of Excess Accumulated Fire Prev & Safety Bond and Int 3a Proceeds to Debt Service Fund	7170			
SALE OF BONDS (7200)				
Principal on Bonds Sold 4	7210			
Premium on Bonds Sold	7220			
Accrued Interest on Bonds Sold	7230			
Sale or Compensation for Fixed Assets 5	7300			
Transfer to Debt Service to Pay Principal on GASB 87 Leases	7400			
Transfer to Debt Service to Pay Interest on GASB 87 Leases	7500			
Transfer to Debt Service Fund to Pay Principal on Revenue Bonds	7600			
Transfer to Debt Service Fund to Pay Interest on Revenue Bonds	7700			
Transfer to Capital Projects Fund	7800			
ISBE Loan Proceeds	7900			
Other Sources Not Classified Elsewhere	7990			
Total Other Sources of Funds 8		0	0	0
OTHER USES OF FUNDS (8000)				
TRANSFER TO VARIOUS OTHER FUNDS (8100)				
Abolishment or Abatement of the Working Cash Fund 16	8110	0		
Transfer of Working Cash Fund Interest	8120	0		

<i>Begin entering data on EstRev 6-11 and EstExp 12-20 tabs.</i>		(70)	(80)	(90)
Description: Enter Whole Numbers Only	Acct #	Working Cash	Tort	Fire Prevention & Safety
Transfer Among Funds	8130			
Transfer of Interest 6	8140			
Transfer from Capital Projects Fund to O&M Fund	8150			
Transfer of Excess Fire Prev & Safety Tax & Interest 3 Proceeds to O&M Fund	8160			
Transfer of Excess Accumulated Fire Prev & Safety Bond 3a and Int Proceeds to Debt Service Fund	8170			
Taxes Pledged to Pay Principal on GASB 87 Leases	8410			
Grants/Reimbursements Pledged to Pay Principal on GASB 87 Leases	8420			
Other Revenues Pledged to Pay Principal on GASB 87 Leases	8430			
Fund Balance Transfers Pledged to Pay Principal on GASB 87 Leases	8440			
Taxes Pledged to Pay Interest on GASB 87 Leases	8510			
Grants/Reimbursements Pledged to Pay Interest on GASB 87 Leases	8520			
Other Revenues Pledged to Pay Interest on GASB 87 Leases	8530			
Fund Balance Transfers Pledged to Pay Interest on GASB 87 Leases	8540			
Taxes Pledged to Pay Principal on Revenue Bonds	8610			
Grants/Reimbursements Pledged to Pay Principal on Revenue Bonds	8620			
Other Revenues Pledged to Pay Principal on Revenue Bonds	8630			
Fund Balance Transfers Pledged to Pay Principal on Revenue Bonds	8640			
Taxes Pledged to Pay Interest on Revenue Bonds	8710			
Grants/Reimbursements Pledged to Pay Interest on Revenue Bonds	8720			
Other Revenues Pledged to Pay Interest on Revenue Bonds	8730			
Fund Balance Transfers Pledged to Pay Interest on Revenue Bonds	8740			
Taxes Transferred to Pay for Capital Projects	8810			
Grants/Reimbursements Pledged to Pay for Capital Projects	8820			
Other Revenues Pledged to Pay for Capital Projects	8830			
Fund Balance Transfers Pledged to Pay for Capital Projects	8840			
Transfer to Debt Service Fund to Pay Principal on ISBE Loans	8910			
Other Uses Not Classified Elsewhere	8990			
Total Other Uses of Funds 9		0	0	0
Total Other Sources/Uses of Fund		0	0	0
ESTIMATED ENDING FUND BALANCE (without Student Activity Funds) as of June 30, 2025		0	0	0
Student Activity (Fund 11) ESTIMATED BEGINNING FUND BALANCE as of July 1, 2024				
RECEIPTS/REVENUES (For Student Activity Funds)				
Total Student Activity Direct Receipts/Revenues (Local Sources)	1799			
DISBURSEMENTS/EXPENDITURES (For Student Activity Funds)				
Total Student Activity Direct Disbursements/Expenditures	1999			
Excess of Direct Receipts/Revenues Over (Under) Direct Disbursements/Expenditures				
Student Activity ESTIMATED ENDING FUND BALANCE as of June 30, 2025				
Total ESTIMATED BEGINNING FUND BALANCE (All Sources Including Student Activity Funds) as of July 1, 2024		0	0	0
RECEIPTS/REVENUES (All Sources with Student Activity Funds)				
LOCAL SOURCES	1000	0	0	0
FLOW-THROUGH RECEIPTS/REVENUES FROM ONE DISTRICT TO ANOTHER DISTRICT	2000			
STATE SOURCES	3000	0	0	0
FEDERAL SOURCES	4000	0	0	0
Total Direct Receipts/Revenues 8		0	0	0
Receipts/Revenues for "On Behalf" Payments 2	3998			
Total Receipts/Revenues		0	0	0
DISBURSEMENTS/EXPENDITURES (All Sources with Student Activity Funds)				

<i>Begin entering data on EstRev 6-11 and EstExp 12-20 tabs.</i>		(70)	(80)	(90)
Description: Enter Whole Numbers Only		Working Cash	Tort	Fire Prevention & Safety
Acct #				
INSTRUCTION	1000		0	
SUPPORT SERVICES	2000		0	0
COMMUNITY SERVICES	3000		0	
PAYMENTS TO OTHER DISTRICTS & GOVT UNITS	4000		0	0
DEBT SERVICES	5000		0	0
PROVISION FOR CONTINGENCIES	6000		0	0
Total Direct Disbursements/Expenditures 9			0	0
Disbursements/Expenditures for "On Behalf" Payments 2	4180			
Total Disbursements/Expenditures			0	0
Excess of Direct Receipts/Revenues Over (Under) Direct Disbursements/Expenditures		0	0	0
OTHER SOURCES/USES OF FUNDS				
OTHER SOURCES OF FUNDS (7000)				
Total Other Sources of Funds 8		0	0	0
OTHER USES OF FUNDS (8000)				
Total Other Uses of Funds 9		0	0	0
Total Other Sources/Uses of Fund		0	0	0
ESTIMATED ENDING FUND BALANCE (All Sources with Student Activity Funds) as of June 30, 2025		0	0	0

Description	Acct #	(70) Working Cash	(80) Tort	(90) Fire Prevention & Safety
Object Name				
Salaries	100		0	0
Employee Benefits	200		0	0
Purchased Services	300		0	0
Supplies & Materials	400		0	0
Capital Outlay	500		0	0
Other Objects	600		0	0
Non-Capitalized Equipment	700		0	0
Termination Benefits	800		0	
Total Expenditures			0	0

<i>Begin entering data on EstRev 6-11 and EstExp 12-20 tabs.</i>	
Description: Enter Whole Numbers Only	Acct #
ESTIMATED BEGINNING FUND BALANCE (without Student Activity Funds)1 as of July 1, 2024	
RECEIPTS/REVENUES (without Student Activity Funds)	
LOCAL SOURCES	1000
FLOW-THROUGH RECEIPTS/REVENUES FROM ONE DISTRICT TO ANOTHER DISTRICT	2000
STATE SOURCES	3000
FEDERAL SOURCES	4000
Total Direct Receipts/Revenues 8	
Receipts/Revenues for "On Behalf" Payments 2	3998
Total Receipts/Revenues	
DISBURSEMENTS/EXPENDITURES (without Student Activity Funds)	
INSTRUCTION	1000
SUPPORT SERVICES	2000
COMMUNITY SERVICES	3000
PAYMENTS TO OTHER DISTRICTS & GOVT UNITS	4000
DEBT SERVICES	5000
PROVISION FOR CONTINGENCIES	6000
Total Direct Disbursements/Expenditures 9	
Disbursements/Expenditures for "On Behalf" Payments 2	4180
Total Disbursements/Expenditures	
Excess of Direct Receipts/Revenues Over (Under) Direct Disbursements/Expenditures	
OTHER SOURCES/USES OF FUNDS	
OTHER SOURCES OF FUNDS (7000)	
PERMANENT TRANSFER FROM VARIOUS FUNDS	
Abolishment the Working Cash Fund 16	7110
Abatement of the Working Cash Fund 16	7110
Transfer of Working Cash Fund Interest	7120
Transfer Among Funds	7130
Transfer of Interest	7140
Transfer from Capital Projects Fund to O&M Fund	7150
Transfer of Excess Fire Prev & Safety Tax & Interest 3 Proceeds to O&M Fund	7160
Transfer of Excess Accumulated Fire Prev & Safety Bond and Int 3a Proceeds to Debt Service Fund	7170
SALE OF BONDS (7200)	
Principal on Bonds Sold 4	7210
Premium on Bonds Sold	7220
Accrued Interest on Bonds Sold	7230
Sale or Compensation for Fixed Assets 5	7300
Transfer to Debt Service to Pay Principal on GASB 87 Leases	7400
Transfer to Debt Service to Pay Interest on GASB 87 Leases	7500
Transfer to Debt Service Fund to Pay Principal on Revenue Bonds	7600
Transfer to Debt Service Fund to Pay Interest on Revenue Bonds	7700
Transfer to Capital Projects Fund	7800
ISBE Loan Proceeds	7900
Other Sources Not Classified Elsewhere	7990
Total Other Sources of Funds 8	
OTHER USES OF FUNDS (8000)	
TRANSFER TO VARIOUS OTHER FUNDS (8100)	
Abolishment or Abatement of the Working Cash Fund 16	8110
Transfer of Working Cash Fund Interest	8120

Begin entering data on EstRev 6-11 and EstExp 12-20 tabs.	
Description: Enter Whole Numbers Only	Acct #
Transfer Among Funds	8130
Transfer of Interest 6	8140
Transfer from Capital Projects Fund to O&M Fund	8150
Transfer of Excess Fire Prev & Safety Tax & Interest 3 Proceeds to O&M Fund	8160
Transfer of Excess Accumulated Fire Prev & Safety Bond 3a and Int Proceeds to Debt Service Fund	8170
Taxes Pledged to Pay Principal on GASB 87 Leases	8410
Grants/Reimbursements Pledged to Pay Principal on GASB 87 Leases	8420
Other Revenues Pledged to Pay Principal on GASB 87 Leases	8430
Fund Balance Transfers Pledged to Pay Principal on GASB 87 Leases	8440
Taxes Pledged to Pay Interest on GASB 87 Leases	8510
Grants/Reimbursements Pledged to Pay Interest on GASB 87 Leases	8520
Other Revenues Pledged to Pay Interest on GASB 87 Leases	8530
Fund Balance Transfers Pledged to Pay Interest on GASB 87 Leases	8540
Taxes Pledged to Pay Principal on Revenue Bonds	8610
Grants/Reimbursements Pledged to Pay Principal on Revenue Bonds	8620
Other Revenues Pledged to Pay Principal on Revenue Bonds	8630
Fund Balance Transfers Pledged to Pay Principal on Revenue Bonds	8640
Taxes Pledged to Pay Interest on Revenue Bonds	8710
Grants/Reimbursements Pledged to Pay Interest on Revenue Bonds	8720
Other Revenues Pledged to Pay Interest on Revenue Bonds	8730
Fund Balance Transfers Pledged to Pay Interest on Revenue Bonds	8740
Taxes Transferred to Pay for Capital Projects	8810
Grants/Reimbursements Pledged to Pay for Capital Projects	8820
Other Revenues Pledged to Pay for Capital Projects	8830
Fund Balance Transfers Pledged to Pay for Capital Projects	8840
Transfer to Debt Service Fund to Pay Principal on ISBE Loans	8910
Other Uses Not Classified Elsewhere	8990
Total Other Uses of Funds 9	
Total Other Sources/Uses of Fund	
ESTIMATED ENDING FUND BALANCE (without Student Activity Funds) as of June 30, 2025	
Student Activity (Fund 11) ESTIMATED BEGINNING FUND BALANCE as of July 1, 2024	
RECEIPTS/REVENUES (For Student Activity Funds)	
Total Student Activity Direct Receipts/Revenues (Local Sources)	1799
DISBURSEMENTS/EXPENDITURES (For Student Activity Funds)	
Total Student Activity Direct Disbursements/Expenditures	1999
Excess of Direct Receipts/Revenues Over (Under) Direct Disbursements/Expenditures	
Student Activity ESTIMATED ENDING FUND BALANCE as of June 30, 2025	
Total ESTIMATED BEGINNING FUND BALANCE (All Sources Including Student Activity Funds) as of July 1, 2024	
RECEIPTS/REVENUES (All Sources with Student Activity Funds)	
LOCAL SOURCES	1000
FLOW-THROUGH RECEIPTS/REVENUES FROM ONE DISTRICT TO ANOTHER DISTRICT	2000
STATE SOURCES	3000
FEDERAL SOURCES	4000
Total Direct Receipts/Revenues 8	
Receipts/Revenues for "On Behalf" Payments 2	3998
Total Receipts/Revenues	
DISBURSEMENTS/EXPENDITURES (All Sources with Student Activity Funds)	

Begin entering data on EstRev 6-11 and EstExp 12-20 tabs.	
Description: Enter Whole Numbers Only	Acct #
INSTRUCTION	1000
SUPPORT SERVICES	2000
COMMUNITY SERVICES	3000
PAYMENTS TO OTHER DISTRICTS & GOVT UNITS	4000
DEBT SERVICES	5000
PROVISION FOR CONTINGENCIES	6000
Total Direct Disbursements/Expenditures 9	
Disbursements/Expenditures for "On Behalf" Payments 2	4180
Total Disbursements/Expenditures	
Excess of Direct Receipts/Revenues Over (Under) Direct Disbursements/Expenditures	
OTHER SOURCES/USES OF FUNDS	
OTHER SOURCES OF FUNDS (7000)	
Total Other Sources of Funds 8	
OTHER USES OF FUNDS (8000)	
Total Other Uses of Funds 9	
Total Other Sources/Uses of Fund	
ESTIMATED ENDING FUND BALANCE (All Sources with Student Activity Funds) as of June 30, 2025	

Description	Acct #	Total By Object
Object Name		
Salaries	100	32,370,909
Employee Benefits	200	9,506,732
Purchased Services	300	5,492,733
Supplies & Materials	400	1,278,778
Capital Outlay	500	600,000
Other Objects	600	2,018,850
Non-Capitalized Equipment	700	300,000
Termination Benefits	800	0
Total Expenditures		51,568,002

Description: Enter Whole Numbers Only	Acct #	(10)	(20)	(30)
		Educational	Operations & Maintenance	Debt Service
BEGINNING CASH BALANCE ON HAND (without Student Activity Funds)7 as of July 1, 2024		11,379,114	2,560,431	181,976
Total Direct Receipts & Other Sources 8		47,686,520	3,651,056	280,000
OTHER RECEIPTS				
Interfund Loans Payable (Loans from Other Funds)	411			
Interfund Loans Receivable (Repayment of Loans)	141			
Notes and Warrants Payable	433			
Other Current Assets	199			
Total Other Receipts		0	0	0
Total Direct Receipts, Other Sources, & Other Receipts		47,686,520	3,651,056	280,000
Total Amount Available		59,065,634	6,211,487	461,976
Total Direct Disbursements & Other Uses 9		44,610,282	5,067,826	278,350
OTHER DISBURSEMENTS				
Interfund Loans Receivable (Loans to Other Funds) 10	141			
Interfund Loans Payable (Repayment of Loans)	411			
Notes and Warrants Payable	433			
Other Current Liabilities	499			
Total Other Disbursements		0	0	0
Total Direct Disbursements, Other Uses, & Other Disbursements		44,610,282	5,067,826	278,350
ENDING CASH BALANCE ON HAND (without Student Activity Funds) as of June 30, 2025		14,455,352	1,143,661	183,626
Activity Funds				
Activity Funds BEGINNING CASH BALANCE ON HAND7 as of July 1, 2024		0		
Total Direct Receipts & Other Sources 8		0		
Total Amount Available		0		
Total Direct Disbursements & Other Uses 9		0		
Activity funds ENDING CASH BALANCE ON HAND7 as of June 30, 2025		0		
Total BEGINNING CASH BALANCE ON HAND (with Student Activity Funds)7 as of July 1, 2024		11,379,114	2,560,431	181,976
Total Direct Receipts & Other Sources 8		47,686,520	3,651,056	280,000
Total Other Receipts		0	0	0
Total Direct Receipts, Other Sources, & Other Receipts		47,686,520	3,651,056	280,000
Total Amount Available		59,065,634	6,211,487	461,976
Total Direct Disbursements & Other Uses 9		44,610,282	5,067,826	278,350
Total Other Disbursements		0	0	0
Total Direct Disbursements, Other Uses, & Other Disbursements		44,610,282	5,067,826	278,350
Total ENDING CASH BALANCE ON HAND (with Student Activity Funds)7 as of June 30, 2025		14,455,352	1,143,661	183,626

Description: Enter Whole Numbers Only	Acct #	(40) Transportation	(50) Municipal Retirement/ Social Security	(60) Capital Projects
BEGINNING CASH BALANCE ON HAND (without Student Activity Funds)7 as of July 1, 2024		683,532	1,828,974	0
Total Direct Receipts & Other Sources 8		724,350	537,000	0
OTHER RECEIPTS				
Interfund Loans Payable (Loans from Other Funds)	411			
Interfund Loans Receivable (Repayment of Loans)	141			
Notes and Warrants Payable	433			
Other Current Assets	199			
Total Other Receipts		0	0	0
Total Direct Receipts, Other Sources, & Other Receipts		724,350	537,000	0
Total Amount Available		1,407,882	2,365,974	0
Total Direct Disbursements & Other Uses 9		688,812	922,732	0
OTHER DISBURSEMENTS				
Interfund Loans Receivable (Loans to Other Funds) 10	141			
Interfund Loans Payable (Repayment of Loans)	411			
Notes and Warrants Payable	433			
Other Current Liabilities	499			
Total Other Disbursements		0	0	0
Total Direct Disbursements, Other Uses, & Other Disbursements		688,812	922,732	0
ENDING CASH BALANCE ON HAND (without Student Activity Funds) as of June 30, 2025		719,070	1,443,242	0
Activity Funds				
Activity Funds BEGINNING CASH BALANCE ON HAND7 as of July 1, 2024				
Total Direct Receipts & Other Sources 8				
Total Amount Available				
Total Direct Disbursements & Other Uses 9				
Activity funds ENDING CASH BALANCE ON HAND7 as of June 30, 2025				
Total BEGINNING CASH BALANCE ON HAND (with Student Activity Funds)7 as of July 1, 2024		683,532	1,828,974	0
Total Direct Receipts & Other Sources 8		724,350	537,000	0
Total Other Receipts		0	0	0
Total Direct Receipts, Other Sources, & Other Receipts		724,350	537,000	0
Total Amount Available		1,407,882	2,365,974	0
Total Direct Disbursements & Other Uses 9		688,812	922,732	0
Total Other Disbursements		0	0	0
Total Direct Disbursements, Other Uses, & Other Disbursements		688,812	922,732	0
Total ENDING CASH BALANCE ON HAND (with Student Activity Funds)7 as of June 30, 2025		719,070	1,443,242	0

Description: Enter Whole Numbers Only	Acct #	(70) Working Cash	(80) Tort	(90) Fire Prevention & Safety
BEGINNING CASH BALANCE ON HAND (without Student Activity Funds)7 as of July 1, 2024		0	0	0
Total Direct Receipts & Other Sources 8		0	0	0
OTHER RECEIPTS				
Interfund Loans Payable (Loans from Other Funds)	411			
Interfund Loans Receivable (Repayment of Loans)	141			
Notes and Warrants Payable	433			
Other Current Assets	199			
Total Other Receipts		0	0	0
Total Direct Receipts, Other Sources, & Other Receipts		0	0	0
Total Amount Available		0	0	0
Total Direct Disbursements & Other Uses 9		0	0	0
OTHER DISBURSEMENTS				
Interfund Loans Receivable (Loans to Other Funds) 10	141			
Interfund Loans Payable (Repayment of Loans)	411			
Notes and Warrants Payable	433			
Other Current Liabilities	499			
Total Other Disbursements		0	0	0
Total Direct Disbursements, Other Uses, & Other Disbursements		0	0	0
ENDING CASH BALANCE ON HAND (without Student Activity Funds) as of June 30, 2025		0	0	0
Activity Funds BEGINNING CASH BALANCE ON HAND7 as of July 1, 2024				
Total Direct Receipts & Other Sources 8				
Total Amount Available				
Total Direct Disbursements & Other Uses 9				
Activity funds ENDING CASH BALANCE ON HAND7 as of June 30, 2025				
Total BEGINNING CASH BALANCE ON HAND (with Student Activity Funds)7 as of July 1, 2024		0	0	0
Total Direct Receipts & Other Sources 8		0	0	0
Total Other Receipts		0	0	0
Total Direct Receipts, Other Sources, & Other Receipts		0	0	0
Total Amount Available		0	0	0
Total Direct Disbursements & Other Uses 9		0	0	0
Total Other Disbursements		0	0	0
Total Direct Disbursements, Other Uses, & Other Disbursements		0	0	0
Total ENDING CASH BALANCE ON HAND (with Student Activity Funds)7 as of June 30, 2025		0	0	0

Description: Enter Whole Numbers Only	Acct #	(10) Educational	(20) Operations & Maintenance
RECEIPTS/REVENUES FROM LOCAL SOURCES (1000)			
AD VALOREM TAXES LEVIED BY LOCAL EDUCATION AGENCY	1100		
Designated Purposes Levies 11 (1110-1120)		0	0
Leasing Purposes Levy 12	1130	0	0
Special Education Purposes Levy	1140	0	0
FICA and Medicare Only Levies	1150		
Area Vocational Construction Purposes Levy	1160		0
Summer School Purposes Levy	1170	0	
Other Tax Levies (<i>Describe & Itemize</i>)	1190	0	0
Total Ad Valorem Taxes Levied by District		0	0
PAYMENTS IN LIEU OF TAXES	1200		
Mobile Home Privilege Tax	1210	0	0
Payments from Local Housing Authority	1220	0	0
Corporate Personal Property Replacement Taxes ¹³	1230	0	0
Other Payments in Lieu of Taxes (<i>Describe & Itemize</i>)	1290	0	0
Total Payments in Lieu of Taxes		0	0
TUITION	1300		
Regular Tuition from Pupils or Parents (In State)	1311	0	
Regular Tuition from Other Districts (In State)	1312	0	
Regular Tuition from Other Sources (In State)	1313	0	
Regular Tuition from Other Sources (Out of State)	1314	0	
Summer School Tuition from Pupils or Parents (In State)	1321	0	
Summer School Tuition from Other Districts (In State)	1322	0	
Summer School Tuition from Other Sources (In State)	1323	0	
Summer School Tuition from Other Sources (Out of State)	1324	0	
CTE Tuition from Pupils or Parents (In State)	1331	0	
CTE Tuition from Other Districts (In State)	1332	0	
CTE Tuition from Other Sources (In State)	1333	0	
CTE Tuition from Other Sources (Out of State)	1334	0	
Special Education Tuition from Pupils or Parents (In State)	1341	0	
Special Education Tuition from Other Districts (In State)	1342	35,678,837	
Special Education Tuition from Other Sources (In State)	1343	0	
Special Education Tuition from Other Sources (Out of State)	1344	0	
Adult Tuition from Pupils or Parents (In State)	1351	0	
Adult Tuition from Other Districts (In State)	1352	0	
Adult Tuition from Other Sources (In State)	1353	0	
Adult Tuition from Other Sources (Out of State)	1354	0	
Total Tuition		35,678,837	
TRANSPORTATION FEES	1400		
Regular Transportation Fees from Pupils or Parents (In State)	1411		
Regular Transportation Fees from Other Districts (In State)	1412		
Regular Transportation Fees from Other Sources (In State)	1413		
Regular Transportation Fees from Co-curricular Activities (In State)	1415		
Regular Transportation Fees from Other Sources (Out of State)	1416		
Summer School Transportation Fees from Pupils or Parents (In State)	1421		
Summer School Transportation Fees from Other Districts (In State)	1422		
Summer School Transportation Fees from Other Sources (In State)	1423		
Summer School Transportation Fees from Other Sources (Out of State)	1424		
CTE Transportation Fees from Pupils or Parents (In State)	1431		
CTE Transportation Fees from Other Districts (In State)	1432		

Description: Enter Whole Numbers Only	Acct #	(10) Educational	(20) Operations & Maintenance
CTE Transportation Fees from Other Sources (In State)	1433		
CTE Transportation Fees from Other Sources (Out of State)	1434		
Special Education Transportation Fees from Pupils or Parents (In State)	1441		
Special Education Transportation Fees from Other Districts (In State)	1442		
Special Education Transportation Fees from Other Sources (In State)	1443		
Special Education Transportation Fees from Other Sources (Out of State)	1444		
Adult Transportation Fees from Pupils or Parents (In State)	1451		
Adult Transportation Fees from Other Districts (In State)	1452		
Adult Transportation Fees from Other Sources (In State)	1453		
Adult Transportation Fees from Other Sources (Out of State)	1454		
Total Transportation Fees			
EARNINGS ON INVESTMENTS	1500		
Interest on Investments	1510	281,677	23,896
Gain or Loss on Sale of Investments	1520	0	0
Total Earnings on Investments		281,677	23,896
FOOD SERVICE	1600		
Sales to Pupils - Lunch	1611	18,323	
Sales to Pupils - Breakfast	1612	0	
Sales to Pupils - A la Carte	1613	0	
Sales to Pupils - Other (Describe & Itemize)	1614	0	
Sales to Adults	1620	0	
Other Food Service (Describe & Itemize)	1690	0	
Total Food Service		18,323	
DISTRICT/SCHOOL ACTIVITY INCOME	1700		
Admissions - Athletic	1711	0	0
Admissions - Other	1719	0	0
Fees	1720	0	0
Book Store Sales	1730	0	0
Other District/School Activity Revenue (Describe & Itemize)	1790	0	0
Student Activity Fund Revenues	1799	0	
Total District/School Activity Income (without Student Activity Funds 1799)		0	0
Total District/School Activity Income (with Student Activity Funds 1799)		0	
TEXTBOOK INCOME	1800		
Textbook Rentals - Regular Textbooks	1811	0	
Textbook Rentals - Summer School Textbooks	1812	0	
Textbook Rentals - Adult/Continuing Education Textbooks	1813	0	
Textbook Rentals - Other (Describe & Itemize)	1819	0	
Textbook Sales - Regular Textbooks	1821	0	
Textbook Sales - Summer School	1822	0	
Textbook Sales - Adult/Continuing Education	1823	0	
Textbook Sales - Other (Describe & Itemize)	1829	0	
Other Textbook Income (Describe & Itemize)	1890	0	
Total Textbooks		0	
OTHER REVENUE FROM LOCAL SOURCES	1900		
Rentals	1910	0	0
Contributions and Donations from Private Sources	1920	222,350	170,352
Impact Fees from Municipal or County Governments	1930	0	0
Services Provided Other Districts	1940	4,050,833	3,406,808
Refund of Prior Years' Expenditures	1950	0	0
Payments of Surplus Moneys from TIF Districts	1960	0	0
Drivers' Education Fees	1970	0	

Description: Enter Whole Numbers Only	Acct #	(10) Educational	(20) Operations & Maintenance
Proceeds from Vendors' Contracts	1980	0	0
School Facility Occupation Tax Proceeds	1983	0	
Payment from Other Districts	1991	0	0
Sale of Vocational Projects	1992	0	
Other Local Fees <i>(Describe & Itemize)</i>	1993	0	0
Other Local Revenues <i>(Describe & Itemize)</i>	1999	0	0
Total Other Revenue from Local Sources		4,273,183	3,577,160
Total Receipts/Revenues from Local Sources (without Student Activity Funds 1799)	1000	40,252,020	3,601,056
Total Receipts/Revenues from Local Sources (with Student Activity Funds 1799)		40,252,020	
FLOW-THROUGH RECEIPTS/REVENUES FROM ONE DISTRICT TO ANOTHER DISTRICT (2000)			
Flow-Through Revenue from State Sources	2100	0	0
Flow-Through Revenue from Federal Sources	2200	800,000	0
Other Flow-Through Revenue <i>(Describe & Itemize)</i>	2300	0	0
Total Flow-Through Receipts/Revenues From One District to Another District	2000	800,000	0
RECEIPTS/REVENUES FROM STATE SOURCES (3000)			
UNRESTRICTED GRANTS-IN-AID (3001-3099)			
Evidence Based Funding Formula (Section 18-8.15)	3001	3,751,500	0
Reorganization Incentives (Accounts 3005-3021)	3005	0	0
Fast Growth District Grants	3030	0	0
Other Unrestricted Grants-In-Aid From State Sources <i>(Describe & Itemize)</i>	3099	1,200,000	0
Total Unrestricted Grants-In-Aid		4,951,500	0
RESTRICTED GRANTS-IN-AID (3100-3900)			
SPECIAL EDUCATION			
Special Education - Private Facility Tuition	3100	0	
Special Education - Funding for Children Requiring Sp Ed Services	3105	0	
Special Education - Personnel	3110	0	0
Special Education - Orphanage - Individual	3120	0	
Special Education - Orphanage - Summer Individual	3130	0	
Special Education - Summer School	3145	0	
Special Education - Other <i>(Describe & Itemize)</i>	3199	0	0
Total Special Education		0	0
CAREER AND TECHNICAL EDUCATION (CTE)			
CTE - Technical Education - Tech Prep	3200	0	0
CTE - Secondary Program Improvement (CTEI)	3220	0	0
CTE - WECEP	3225	0	0
CTE - Agriculture Education	3235	0	0
CTE - Instructor Practicum	3240	0	0
CTE - Student Organizations	3270	0	0
CTE - Other <i>(Describe & Itemize)</i>	3299	0	0
Total Career and Technical Education		0	0
BILINGUAL EDUCATION			
Bilingual Education - Downstate - TPI and TBE	3305	0	
Bilingual Education - Downstate - Transitional Bilingual Education	3310	0	
Total Bilingual Education		0	
State Free Lunch & Breakfast	3360	3,000	
School Breakfast Initiative	3365	0	0
Driver Education	3370	0	0
Adult Education (from ICCB)	3410	0	0

Description: Enter Whole Numbers Only	Acct #	(10) Educational	(20) Operations & Maintenance
Adult Education - Other <i>(Describe & Itemize)</i>	3499	0	0
TRANSPORTATION			
Transportation - Regular and Vocational	3500	0	0
Transportation - Special Education	3510	0	0
Transportation - Other <i>(Describe & Itemize)</i>	3599	0	0
Total Transportation		0	0
Learning Improvement - Change Grants	3610	0	
Scientific Literacy	3660	0	0
Truant Alternative/Optional Education	3695	0	
Early Childhood - Block Grant	3705	0	0
Chicago General Education Block Grant	3766	0	0
Chicago Educational Services Block Grant	3767	0	0
School Safety & Educational Improvement Block Grant	3775	0	0
Technology - Technology for Success	3780	0	0
State Charter Schools	3815	0	
Extended Learning Opportunities - Summer Bridges	3825	0	
Infrastructure Improvements - Planning/Construction	3920		0
School Infrastructure - Maintenance Projects	3925		50,000
Other Restricted Revenue from State Sources <i>(Describe & Itemize)</i>	3999	200,000	0
Total Restricted Grants-In-Aid		203,000	50,000
Total Receipts/Revenues from State Sources	3000	5,154,500	50,000
RECEIPTS/REVENUES FROM FEDERAL SOURCES (4000)			
UNRESTRICTED GRANTS-IN-AID RECEIVED DIRECTLY FROM FEDERAL GOVT. (4001-4009)			
Federal Impact Aid	4001	0	0
Other Unrestricted Grants-In-Aid Received from Fed. Govt. <i>(Describe & Itemize)</i>	4009	0	0
Total Unrestricted Grants-In-Aid Received Directly from Fed Govt		0	0
RESTRICTED GRANTS-IN-AID RECEIVED DIRECTLY FROM FEDERAL GOVT (4045-4090)			
Head Start	4045	0	
Construction (Impact Aid)	4050	0	0
MAGNET	4060	0	0
Other Restricted Grants-In-Aid Received from Fed. Govt. <i>(Describe & Itemize)</i>	4090	0	0
Total Restricted Grants-In-Aid Received Directly from Federal Govt.		0	0
RESTRICTED GRANTS-IN-AID RECEIVED FROM FEDERAL GOVT. THRU THE STATE (4100-4999)			
TITLE V			
Title V - Flexibility and Accountability	4100	0	0
Title V - SEA Projects	4105	0	0
Title V - Rural Education Initiative (REI)	4107	0	0
Title V - Other <i>(Describe & Itemize)</i>	4199	0	0
Total Title V		0	0
FOOD SERVICE			
Breakfast Start-Up Expansion	4200	0	
National School Lunch Program	4210	160,000	
Special Milk Program	4215	0	
School Breakfast Program	4220	50,000	
Summer Food Service Admin/Program	4225	0	
Child and Adult Care Food Program	4226	0	
Fresh Fruit and Vegetables	4240	0	
Food Service - Other <i>(Describe & Itemize)</i>	4299	0	

Description: Enter Whole Numbers Only	Acct #	(10) Educational	(20) Operations & Maintenance
Total Food Service		210,000	
TITLE I			
Title I - Low Income	4300	0	0
Title I - Low Income - Neglected, Private	4305	0	0
Title I - Migrant Education	4340	0	0
Title I - Other <i>(Describe & Itemize)</i>	4399	0	0
Total Title I		0	0
TITLE IV			
Title IV - Student Support & Academic Enrichment Grant	4400	0	0
Title IV - Part A – Student Support & Academic Enrichment Grants Safe and Drug Free Schools	4415	0	0
Title IV - 21st Century	4421	0	0
Title IV - Other <i>(Describe & Itemize)</i>	4499	0	0
Total Title IV		0	0
FEDERAL - SPECIAL EDUCATION			
Federal Special Education - Preschool Flow-Through	4600	0	0
Federal Special Education - Preschool Discretionary	4605	0	0
Federal Special Education - IDEA Flow Through	4620	0	0
Federal Special Education - IDEA Room & Board	4625	0	0
Federal Special Education - IDEA Discretionary	4630	0	0
Federal Special Education - IDEA - Other <i>(Describe & Itemize)</i>	4699	0	0
Total Federal Special Education		0	0
CTE - PERKINS			
CTE - Perkins-Title III E Tech Prep	4770	0	0
CTE - Other <i>(Describe & Itemize)</i>	4799	0	0
Total CTE - Perkins		0	0
Federal - Adult Education	4810	0	0
ARRA - General State Aid - Education Stabilization	4850	0	0
ARRA - Title I - Low Income	4851	0	0
ARRA - Title I - Neglected, Private	4852	0	0
ARRA - Title I - Delinquent, Private	4853	0	0
ARRA - Title I - School Improvement (Part A)	4854	0	0
ARRA - Title I - School Improvement (Section 1003g)	4855	0	0
ARRA - IDEA - Part B - Preschool	4856	0	0
ARRA - IDEA - Part B - Flow-Through	4857	0	0
ARRA - Title IID - Technology - Formula	4860	0	0
ARRA - Title IID - Technology - Competitive	4861	0	0
ARRA - McKinney - Vento Homeless Education	4862	0	0
ARRA - Child Nutrition Equipment Assistance	4863	0	0
Impact Aid Formula Grants	4864	0	0
Impact Aid Competitive Grants	4865	0	0
Qualified Zone Academy Bond Tax Credits	4866	0	0
Qualified School Construction Bond Credits	4867	0	0
Build America Bond Tax Credits	4868	0	0
Build America Bond Interest Reimbursement	4869	0	0
ARRA - General State Aid - Other Government Services Stabilization	4870	0	0
Other ARRA Funds - II	4871	0	0
Other ARRA Funds - III	4872	0	0
Other ARRA Funds - IV	4873	0	0
Other ARRA Funds - V	4874	0	0
ARRA - Early Childhood	4875	0	0
Other ARRA Funds - VII	4876	0	0

Description: Enter Whole Numbers Only	Acct #	(10) Educational	(20) Operations & Maintenance
Other ARRA Funds - VIII	4877	0	0
Other ARRA Funds - IX	4878	0	0
Other ARRA Funds - X	4879	0	0
Other ARRA Funds - Ed Job Fund Program	4880	0	0
Total Stimulus Programs		0	0
Race to the Top Program	4901	0	
Race to the Top - Preschool Expansion Grant	4902	0	0
Title III - Instruction for English Learners & Immigrant Students	4905	0	
Title III - English Language Acquisition	4909	0	
McKinney Education for Homeless Children	4920	0	0
Title II - Eisenhower - Professional Development Formula	4930	0	0
Title II - Teacher Quality	4932	0	0
Title II - Part A – Supporting Effective Instruction – State Grants	4935	0	0
Federal Charter Schools	4960	0	0
State Assessment Grants	4981	0	0
Grant for State Assessments and Related Activities	4982	0	0
Medicaid Matching Funds - Administrative Outreach	4991	320,000	0
Medicaid Matching Funds - Fee-For-Service Program	4992	700,000	0
Other Restricted Grants Received from Fed. Govt. thru State <i>(Describe & Itemize)</i>	4998	250,000	0
Total Restricted Grants-In-Aid Received from Federal Govt. Thru the State		1,480,000	0
TOTAL RECEIPTS/REVENUES FROM FEDERAL SOURCES	4000	1,480,000	0
TOTAL DIRECT RECEIPTS/REVENUES (without Student Activity Funds 1799)		47,686,520	3,651,056
TOTAL DIRECT RECEIPTS/REVENUES (with Student Activity Funds 1799)		47,686,520	

Description: Enter Whole Numbers Only	Acct #	(30) Debt Service	(40) Transportation
RECEIPTS/REVENUES FROM LOCAL SOURCES (1000)			
AD VALOREM TAXES LEVIED BY LOCAL EDUCATION AGENCY	1100		
Designated Purposes Levies 11 (1110-1120)		0	0
Leasing Purposes Levy 12	1130		
Special Education Purposes Levy	1140		0
FICA and Medicare Only Levies	1150		
Area Vocational Construction Purposes Levy	1160	0	
Summer School Purposes Levy	1170		
Other Tax Levies (<i>Describe & Itemize</i>)	1190	0	0
Total Ad Valorem Taxes Levied by District		0	0
PAYMENTS IN LIEU OF TAXES	1200		
Mobile Home Privilege Tax	1210	0	0
Payments from Local Housing Authority	1220	0	0
Corporate Personal Property Replacement Taxes ¹³	1230	0	0
Other Payments in Lieu of Taxes (<i>Describe & Itemize</i>)	1290	0	0
Total Payments in Lieu of Taxes		0	0
TUITION	1300		
Regular Tuition from Pupils or Parents (In State)	1311		
Regular Tuition from Other Districts (In State)	1312		
Regular Tuition from Other Sources (In State)	1313		
Regular Tuition from Other Sources (Out of State)	1314		
Summer School Tuition from Pupils or Parents (In State)	1321		
Summer School Tuition from Other Districts (In State)	1322		
Summer School Tuition from Other Sources (In State)	1323		
Summer School Tuition from Other Sources (Out of State)	1324		
CTE Tuition from Pupils or Parents (In State)	1331		
CTE Tuition from Other Districts (In State)	1332		
CTE Tuition from Other Sources (In State)	1333		
CTE Tuition from Other Sources (Out of State)	1334		
Special Education Tuition from Pupils or Parents (In State)	1341		
Special Education Tuition from Other Districts (In State)	1342		
Special Education Tuition from Other Sources (In State)	1343		
Special Education Tuition from Other Sources (Out of State)	1344		
Adult Tuition from Pupils or Parents (In State)	1351		
Adult Tuition from Other Districts (In State)	1352		
Adult Tuition from Other Sources (In State)	1353		
Adult Tuition from Other Sources (Out of State)	1354		
Total Tuition			
TRANSPORTATION FEES	1400		
Regular Transportation Fees from Pupils or Parents (In State)	1411		0
Regular Transportation Fees from Other Districts (In State)	1412		0
Regular Transportation Fees from Other Sources (In State)	1413		0
Regular Transportation Fees from Co-curricular Activities (In State)	1415		0
Regular Transportation Fees from Other Sources (Out of State)	1416		0
Summer School Transportation Fees from Pupils or Parents (In State)	1421		0
Summer School Transportation Fees from Other Districts (In State)	1422		0
Summer School Transportation Fees from Other Sources (In State)	1423		0
Summer School Transportation Fees from Other Sources (Out of State)	1424		0
CTE Transportation Fees from Pupils or Parents (In State)	1431		0
CTE Transportation Fees from Other Districts (In State)	1432		0

Description: Enter Whole Numbers Only	Acct #	(30) Debt Service	(40) Transportation
CTE Transportation Fees from Other Sources (In State)	1433		0
CTE Transportation Fees from Other Sources (Out of State)	1434		0
Special Education Transportation Fees from Pupils or Parents (In State)	1441		0
Special Education Transportation Fees from Other Districts (In State)	1442		0
Special Education Transportation Fees from Other Sources (In State)	1443		0
Special Education Transportation Fees from Other Sources (Out of State)	1444		0
Adult Transportation Fees from Pupils or Parents (In State)	1451		0
Adult Transportation Fees from Other Districts (In State)	1452		0
Adult Transportation Fees from Other Sources (In State)	1453		0
Adult Transportation Fees from Other Sources (Out of State)	1454		0
Total Transportation Fees			0
EARNINGS ON INVESTMENTS	1500		
Interest on Investments	1510	2,000	5,600
Gain or Loss on Sale of Investments	1520	0	0
Total Earnings on Investments		2,000	5,600
FOOD SERVICE	1600		
Sales to Pupils - Lunch	1611		
Sales to Pupils - Breakfast	1612		
Sales to Pupils - A la Carte	1613		
Sales to Pupils - Other (Describe & Itemize)	1614		
Sales to Adults	1620		
Other Food Service (Describe & Itemize)	1690		
Total Food Service			
DISTRICT/SCHOOL ACTIVITY INCOME	1700		
Admissions - Athletic	1711		
Admissions - Other	1719		
Fees	1720		
Book Store Sales	1730		
Other District/School Activity Revenue (Describe & Itemize)	1790		
Student Activity Fund Revenues	1799		
Total District/School Activity Income (without Student Activity Funds 1799)			
Total District/School Activity Income (with Student Activity Funds 1799)			
TEXTBOOK INCOME	1800		
Textbook Rentals - Regular Textbooks	1811		
Textbook Rentals - Summer School Textbooks	1812		
Textbook Rentals - Adult/Continuing Education Textbooks	1813		
Textbook Rentals - Other (Describe & Itemize)	1819		
Textbook Sales - Regular Textbooks	1821		
Textbook Sales - Summer School	1822		
Textbook Sales - Adult/Continuing Education	1823		
Textbook Sales - Other (Describe & Itemize)	1829		
Other Textbook Income (Describe & Itemize)	1890		
Total Textbooks			
OTHER REVENUE FROM LOCAL SOURCES	1900		
Rentals	1910		
Contributions and Donations from Private Sources	1920	0	0
Impact Fees from Municipal or County Governments	1930	0	0
Services Provided Other Districts	1940		0
Refund of Prior Years' Expenditures	1950	0	0
Payments of Surplus Moneys from TIF Districts	1960	0	0
Drivers' Education Fees	1970		

Description: Enter Whole Numbers Only	Acct #	(30) Debt Service	(40) Transportation
Proceeds from Vendors' Contracts	1980	0	0
School Facility Occupation Tax Proceeds	1983	0	
Payment from Other Districts	1991	278,000	0
Sale of Vocational Projects	1992		
Other Local Fees <i>(Describe & Itemize)</i>	1993	0	0
Other Local Revenues <i>(Describe & Itemize)</i>	1999	0	0
Total Other Revenue from Local Sources		278,000	0
Total Receipts/Revenues from Local Sources (without Student Activity Funds 1799)	1000	280,000	5,600
Total Receipts/Revenues from Local Sources (with Student Activity Funds 1799)			
FLOW-THROUGH RECEIPTS/REVENUES FROM ONE DISTRICT TO ANOTHER DISTRICT (2000)			
Flow-Through Revenue from State Sources	2100		0
Flow-Through Revenue from Federal Sources	2200		0
Other Flow-Through Revenue <i>(Describe & Itemize)</i>	2300		0
Total Flow-Through Receipts/Revenues From One District to Another District	2000		0
RECEIPTS/REVENUES FROM STATE SOURCES (3000)			
UNRESTRICTED GRANTS-IN-AID (3001-3099)			
Evidence Based Funding Formula (Section 18-8.15)	3001	0	0
Reorganization Incentives (Accounts 3005-3021)	3005	0	0
Fast Growth District Grants	3030	0	0
Other Unrestricted Grants-In-Aid From State Sources <i>(Describe & Itemize)</i>	3099	0	0
Total Unrestricted Grants-In-Aid		0	0
RESTRICTED GRANTS-IN-AID (3100-3900)			
SPECIAL EDUCATION			
Special Education - Private Facility Tuition	3100		0
Special Education - Funding for Children Requiring Sp Ed Services	3105		0
Special Education - Personnel	3110		0
Special Education - Orphanage - Individual	3120		0
Special Education - Orphanage - Summer Individual	3130		0
Special Education - Summer School	3145		0
Special Education - Other <i>(Describe & Itemize)</i>	3199		0
Total Special Education			0
CAREER AND TECHNICAL EDUCATION (CTE)			
CTE - Technical Education - Tech Prep	3200		
CTE - Secondary Program Improvement (CTEI)	3220		
CTE - WECEP	3225		
CTE - Agriculture Education	3235		
CTE - Instructor Practicum	3240		
CTE - Student Organizations	3270		
CTE - Other <i>(Describe & Itemize)</i>	3299		
Total Career and Technical Education			
BILINGUAL EDUCATION			
Bilingual Education - Downstate - TPI and TBE	3305		
Bilingual Education - Downstate - Transitional Bilingual Education	3310		
Total Bilingual Education			
State Free Lunch & Breakfast	3360		
School Breakfast Initiative	3365		
Driver Education	3370		
Adult Education (from ICCB)	3410	0	0

Description: Enter Whole Numbers Only	Acct #	(30) Debt Service	(40) Transportation
Adult Education - Other <i>(Describe & Itemize)</i>	3499	0	0
TRANSPORTATION			
Transportation - Regular and Vocational	3500		0
Transportation - Special Education	3510		718,750
Transportation - Other <i>(Describe & Itemize)</i>	3599		0
Total Transportation			718,750
Learning Improvement - Change Grants	3610		
Scientific Literacy	3660		0
Truant Alternative/Optional Education	3695		0
Early Childhood - Block Grant	3705		0
Chicago General Education Block Grant	3766		0
Chicago Educational Services Block Grant	3767		0
School Safety & Educational Improvement Block Grant	3775	0	0
Technology - Technology for Success	3780	0	0
State Charter Schools	3815		0
Extended Learning Opportunities - Summer Bridges	3825		0
Infrastructure Improvements - Planning/Construction	3920		
School Infrastructure - Maintenance Projects	3925		
Other Restricted Revenue from State Sources <i>(Describe & Itemize)</i>	3999	0	0
Total Restricted Grants-In-Aid		0	718,750
Total Receipts/Revenues from State Sources	3000	0	718,750
RECEIPTS/REVENUES FROM FEDERAL SOURCES (4000)			
UNRESTRICTED GRANTS-IN-AID RECEIVED DIRECTLY FROM FEDERAL GOVT. (4001-4009)			
Federal Impact Aid	4001	0	0
Other Unrestricted Grants-In-Aid Received from Fed. Govt. <i>(Describe & Itemize)</i>	4009	0	0
Total Unrestricted Grants-In-Aid Received Directly from Fed Govt		0	0
RESTRICTED GRANTS-IN-AID RECEIVED DIRECTLY FROM FEDERAL GOVT (4045-4090)			
Head Start	4045		
Construction (Impact Aid)	4050		
MAGNET	4060		0
Other Restricted Grants-In-Aid Received from Fed. Govt. <i>(Describe & Itemize)</i>	4090		0
Total Restricted Grants-In-Aid Received Directly from Federal Govt.			0
RESTRICTED GRANTS-IN-AID RECEIVED FROM FEDERAL GOVT. THRU THE STATE (4100-4999)			
TITLE V			
Title V - Flexibility and Accountability	4100		0
Title V - SEA Projects	4105		0
Title V - Rural Education Initiative (REI)	4107		0
Title V - Other <i>(Describe & Itemize)</i>	4199		0
Total Title V			0
FOOD SERVICE			
Breakfast Start-Up Expansion	4200		
National School Lunch Program	4210		
Special Milk Program	4215		
School Breakfast Program	4220		
Summer Food Service Admin/Program	4225		
Child and Adult Care Food Program	4226		
Fresh Fruit and Vegetables	4240		
Food Service - Other <i>(Describe & Itemize)</i>	4299		

Description: Enter Whole Numbers Only	Acct #	(30) Debt Service	(40) Transportation
Total Food Service			
TITLE I			
Title I - Low Income	4300		0
Title I - Low Income - Neglected, Private	4305		0
Title I - Migrant Education	4340		0
Title I - Other (Describe & Itemize)	4399		0
Total Title I			0
TITLE IV			
Title IV - Student Support & Academic Enrichment Grant	4400		0
Title IV - Part A – Student Support & Academic Enrichment Grants Safe and Drug Free Schools	4415		0
Title IV - 21st Century	4421		0
Title IV - Other (Describe & Itemize)	4499		0
Total Title IV			0
FEDERAL - SPECIAL EDUCATION			
Federal Special Education - Preschool Flow-Through	4600		0
Federal Special Education - Preschool Discretionary	4605		0
Federal Special Education - IDEA Flow Through	4620		0
Federal Special Education - IDEA Room & Board	4625		0
Federal Special Education - IDEA Discretionary	4630		0
Federal Special Education - IDEA - Other (Describe & Itemize)	4699		0
Total Federal Special Education			0
CTE - PERKINS			
CTE - Perkins-Title III E Tech Prep	4770		
CTE - Other (Describe & Itemize)	4799		
Total CTE - Perkins			
Federal - Adult Education	4810		
ARRA - General State Aid - Education Stabilization	4850	0	0
ARRA - Title I - Low Income	4851		0
ARRA - Title I - Neglected, Private	4852	0	0
ARRA - Title I - Delinquent, Private	4853	0	0
ARRA - Title I - School Improvement (Part A)	4854	0	0
ARRA - Title I - School Improvement (Section 1003g)	4855	0	0
ARRA - IDEA - Part B - Preschool	4856	0	0
ARRA - IDEA - Part B - Flow-Through	4857	0	0
ARRA - Title IID - Technology - Formula	4860	0	0
ARRA - Title IID - Technology - Competitive	4861	0	0
ARRA - McKinney - Vento Homeless Education	4862		0
ARRA - Child Nutrition Equipment Assistance	4863		
Impact Aid Formula Grants	4864	0	0
Impact Aid Competitive Grants	4865	0	0
Qualified Zone Academy Bond Tax Credits	4866	0	0
Qualified School Construction Bond Credits	4867	0	0
Build America Bond Tax Credits	4868	0	0
Build America Bond Interest Reimbursement	4869	0	0
ARRA - General State Aid - Other Government Services Stabilization	4870	0	0
Other ARRA Funds - II	4871	0	0
Other ARRA Funds - III	4872	0	0
Other ARRA Funds - IV	4873	0	0
Other ARRA Funds - V	4874	0	0
ARRA - Early Childhood	4875	0	0
Other ARRA Funds - VII	4876	0	0

Description: Enter Whole Numbers Only	Acct #	(30) Debt Service	(40) Transportation
Other ARRA Funds - VIII	4877	0	0
Other ARRA Funds - IX	4878	0	0
Other ARRA Funds - X	4879	0	0
Other ARRA Funds - Ed Job Fund Program	4880	0	0
Total Stimulus Programs		0	0
Race to the Top Program	4901		
Race to the Top - Preschool Expansion Grant	4902		0
Title III - Instruction for English Learners & Immigrant Students	4905		0
Title III - English Language Acquisition	4909		0
McKinney Education for Homeless Children	4920		0
Title II - Eisenhower - Professional Development Formula	4930		0
Title II - Teacher Quality	4932		0
Title II - Part A – Supporting Effective Instruction – State Grants	4935		0
Federal Charter Schools	4960		0
State Assessment Grants	4981		0
Grant for State Assessments and Related Activities	4982		0
Medicaid Matching Funds - Administrative Outreach	4991		0
Medicaid Matching Funds - Fee-For-Service Program	4992		0
Other Restricted Grants Received from Fed. Govt. thru State <i>(Describe & Itemize)</i>	4998		0
Total Restricted Grants-In-Aid Received from Federal Govt. Thru the State		0	0
TOTAL RECEIPTS/REVENUES FROM FEDERAL SOURCES	4000	0	0
TOTAL DIRECT RECEIPTS/REVENUES (without Student Activity Funds 1799)		280,000	724,350
TOTAL DIRECT RECEIPTS/REVENUES (with Student Activity Funds 1799)			

Description: Enter Whole Numbers Only	Acct #	(50) Municipal Retirement/ Social Security	(60) Capital Projects
RECEIPTS/REVENUES FROM LOCAL SOURCES (1000)			
AD VALOREM TAXES LEVIED BY LOCAL EDUCATION AGENCY	1100		
Designated Purposes Levies 11 (1110-1120)		0	0
Leasing Purposes Levy 12	1130		
Special Education Purposes Levy	1140	0	0
FICA and Medicare Only Levies	1150	0	
Area Vocational Construction Purposes Levy	1160		0
Summer School Purposes Levy	1170		
Other Tax Levies (<i>Describe & Itemize</i>)	1190	0	0
Total Ad Valorem Taxes Levied by District		0	0
PAYMENTS IN LIEU OF TAXES	1200		
Mobile Home Privilege Tax	1210	0	0
Payments from Local Housing Authority	1220	0	0
Corporate Personal Property Replacement Taxes ¹³	1230	0	0
Other Payments in Lieu of Taxes (<i>Describe & Itemize</i>)	1290	0	0
Total Payments in Lieu of Taxes		0	0
TUITION	1300		
Regular Tuition from Pupils or Parents (In State)	1311		
Regular Tuition from Other Districts (In State)	1312		
Regular Tuition from Other Sources (In State)	1313		
Regular Tuition from Other Sources (Out of State)	1314		
Summer School Tuition from Pupils or Parents (In State)	1321		
Summer School Tuition from Other Districts (In State)	1322		
Summer School Tuition from Other Sources (In State)	1323		
Summer School Tuition from Other Sources (Out of State)	1324		
CTE Tuition from Pupils or Parents (In State)	1331		
CTE Tuition from Other Districts (In State)	1332		
CTE Tuition from Other Sources (In State)	1333		
CTE Tuition from Other Sources (Out of State)	1334		
Special Education Tuition from Pupils or Parents (In State)	1341		
Special Education Tuition from Other Districts (In State)	1342		
Special Education Tuition from Other Sources (In State)	1343		
Special Education Tuition from Other Sources (Out of State)	1344		
Adult Tuition from Pupils or Parents (In State)	1351		
Adult Tuition from Other Districts (In State)	1352		
Adult Tuition from Other Sources (In State)	1353		
Adult Tuition from Other Sources (Out of State)	1354		
Total Tuition			
TRANSPORTATION FEES	1400		
Regular Transportation Fees from Pupils or Parents (In State)	1411		
Regular Transportation Fees from Other Districts (In State)	1412		
Regular Transportation Fees from Other Sources (In State)	1413		
Regular Transportation Fees from Co-curricular Activities (In State)	1415		
Regular Transportation Fees from Other Sources (Out of State)	1416		
Summer School Transportation Fees from Pupils or Parents (In State)	1421		
Summer School Transportation Fees from Other Districts (In State)	1422		
Summer School Transportation Fees from Other Sources (In State)	1423		
Summer School Transportation Fees from Other Sources (Out of State)	1424		
CTE Transportation Fees from Pupils or Parents (In State)	1431		
CTE Transportation Fees from Other Districts (In State)	1432		

Description: Enter Whole Numbers Only	Acct #	(50) Municipal Retirement/ Social Security	(60) Capital Projects
CTE Transportation Fees from Other Sources (In State)	1433		
CTE Transportation Fees from Other Sources (Out of State)	1434		
Special Education Transportation Fees from Pupils or Parents (In State)	1441		
Special Education Transportation Fees from Other Districts (In State)	1442		
Special Education Transportation Fees from Other Sources (In State)	1443		
Special Education Transportation Fees from Other Sources (Out of State)	1444		
Adult Transportation Fees from Pupils or Parents (In State)	1451		
Adult Transportation Fees from Other Districts (In State)	1452		
Adult Transportation Fees from Other Sources (In State)	1453		
Adult Transportation Fees from Other Sources (Out of State)	1454		
Total Transportation Fees			
EARNINGS ON INVESTMENTS	1500		
Interest on Investments	1510	25,000	0
Gain or Loss on Sale of Investments	1520	0	0
Total Earnings on Investments		25,000	0
FOOD SERVICE	1600		
Sales to Pupils - Lunch	1611		
Sales to Pupils - Breakfast	1612		
Sales to Pupils - A la Carte	1613		
Sales to Pupils - Other (Describe & Itemize)	1614		
Sales to Adults	1620		
Other Food Service (Describe & Itemize)	1690		
Total Food Service			
DISTRICT/SCHOOL ACTIVITY INCOME	1700		
Admissions - Athletic	1711		
Admissions - Other	1719		
Fees	1720		
Book Store Sales	1730		
Other District/School Activity Revenue (Describe & Itemize)	1790		
Student Activity Fund Revenues	1799		
Total District/School Activity Income (without Student Activity Funds 1799)			
Total District/School Activity Income (with Student Activity Funds 1799)			
TEXTBOOK INCOME	1800		
Textbook Rentals - Regular Textbooks	1811		
Textbook Rentals - Summer School Textbooks	1812		
Textbook Rentals - Adult/Continuing Education Textbooks	1813		
Textbook Rentals - Other (Describe & Itemize)	1819		
Textbook Sales - Regular Textbooks	1821		
Textbook Sales - Summer School	1822		
Textbook Sales - Adult/Continuing Education	1823		
Textbook Sales - Other (Describe & Itemize)	1829		
Other Textbook Income (Describe & Itemize)	1890		
Total Textbooks			
OTHER REVENUE FROM LOCAL SOURCES	1900		
Rentals	1910		
Contributions and Donations from Private Sources	1920	0	0
Impact Fees from Municipal or County Governments	1930	0	0
Services Provided Other Districts	1940		
Refund of Prior Years' Expenditures	1950	0	0
Payments of Surplus Moneys from TIF Districts	1960	0	0
Drivers' Education Fees	1970		

Description: Enter Whole Numbers Only	Acct #	(50) Municipal Retirement/ Social Security	(60) Capital Projects
Proceeds from Vendors' Contracts	1980	0	0
School Facility Occupation Tax Proceeds	1983		0
Payment from Other Districts	1991	512,000	0
Sale of Vocational Projects	1992		
Other Local Fees <i>(Describe & Itemize)</i>	1993	0	0
Other Local Revenues <i>(Describe & Itemize)</i>	1999	0	0
Total Other Revenue from Local Sources		512,000	0
Total Receipts/Revenues from Local Sources (without Student Activity Funds 1799)	1000	537,000	0
Total Receipts/Revenues from Local Sources (with Student Activity Funds 1799)			
FLOW-THROUGH RECEIPTS/REVENUES FROM ONE DISTRICT TO ANOTHER DISTRICT (2000)			
Flow-Through Revenue from State Sources	2100	0	
Flow-Through Revenue from Federal Sources	2200	0	
Other Flow-Through Revenue <i>(Describe & Itemize)</i>	2300	0	
Total Flow-Through Receipts/Revenues From One District to Another District	2000	0	
RECEIPTS/REVENUES FROM STATE SOURCES (3000)			
UNRESTRICTED GRANTS-IN-AID (3001-3099)			
Evidence Based Funding Formula (Section 18-8.15)	3001	0	0
Reorganization Incentives (Accounts 3005-3021)	3005	0	0
Fast Growth District Grants	3030	0	0
Other Unrestricted Grants-In-Aid From State Sources <i>(Describe & Itemize)</i>	3099	0	0
Total Unrestricted Grants-In-Aid		0	0
RESTRICTED GRANTS-IN-AID (3100-3900)			
SPECIAL EDUCATION			
Special Education - Private Facility Tuition	3100		
Special Education - Funding for Children Requiring Sp Ed Services	3105		
Special Education - Personnel	3110		
Special Education - Orphanage - Individual	3120		
Special Education - Orphanage - Summer Individual	3130		
Special Education - Summer School	3145		
Special Education - Other <i>(Describe & Itemize)</i>	3199		
Total Special Education			
CAREER AND TECHNICAL EDUCATION (CTE)			
CTE - Technical Education - Tech Prep	3200	0	
CTE - Secondary Program Improvement (CTEI)	3220	0	
CTE - WECEP	3225	0	
CTE - Agriculture Education	3235	0	
CTE - Instructor Practicum	3240	0	
CTE - Student Organizations	3270	0	
CTE - Other <i>(Describe & Itemize)</i>	3299	0	
Total Career and Technical Education		0	
BILINGUAL EDUCATION			
Bilingual Education - Downstate - TPI and TBE	3305	0	
Bilingual Education - Downstate - Transitional Bilingual Education	3310	0	
Total Bilingual Education		0	
State Free Lunch & Breakfast	3360		
School Breakfast Initiative	3365	0	
Driver Education	3370		
Adult Education (from ICCB)	3410	0	0

Description: Enter Whole Numbers Only	Acct #	(50) Municipal Retirement/ Social Security	(60) Capital Projects
Adult Education - Other <i>(Describe & Itemize)</i>	3499	0	0
TRANSPORTATION			
Transportation - Regular and Vocational	3500	0	
Transportation - Special Education	3510	0	
Transportation - Other <i>(Describe & Itemize)</i>	3599	0	
Total Transportation		0	
Learning Improvement - Change Grants	3610		
Scientific Literacy	3660	0	
Truant Alternative/Optional Education	3695	0	
Early Childhood - Block Grant	3705	0	
Chicago General Education Block Grant	3766	0	
Chicago Educational Services Block Grant	3767	0	
School Safety & Educational Improvement Block Grant	3775	0	0
Technology - Technology for Success	3780	0	0
State Charter Schools	3815		
Extended Learning Opportunities - Summer Bridges	3825		
Infrastructure Improvements - Planning/Construction	3920		0
School Infrastructure - Maintenance Projects	3925		0
Other Restricted Revenue from State Sources <i>(Describe & Itemize)</i>	3999	0	0
Total Restricted Grants-In-Aid		0	0
Total Receipts/Revenues from State Sources	3000	0	0
RECEIPTS/REVENUES FROM FEDERAL SOURCES (4000)			
UNRESTRICTED GRANTS-IN-AID RECEIVED DIRECTLY FROM FEDERAL GOVT. (4001-4009)			
Federal Impact Aid	4001	0	0
Other Unrestricted Grants-In-Aid Received from Fed. Govt. <i>(Describe & Itemize)</i>	4009	0	0
Total Unrestricted Grants-In-Aid Received Directly from Fed Govt		0	0
RESTRICTED GRANTS-IN-AID RECEIVED DIRECTLY FROM FEDERAL GOVT (4045-4090)			
Head Start	4045		
Construction (Impact Aid)	4050		0
MAGNET	4060	0	0
Other Restricted Grants-In-Aid Received from Fed. Govt. <i>(Describe & Itemize)</i>	4090	0	0
Total Restricted Grants-In-Aid Received Directly from Federal Govt.		0	0
RESTRICTED GRANTS-IN-AID RECEIVED FROM FEDERAL GOVT. THRU THE STATE (4100-4999)			
TITLE V			
Title V - Flexibility and Accountability	4100	0	
Title V - SEA Projects	4105	0	
Title V - Rural Education Initiative (REI)	4107	0	
Title V - Other <i>(Describe & Itemize)</i>	4199	0	
Total Title V		0	
FOOD SERVICE			
Breakfast Start-Up Expansion	4200	0	
National School Lunch Program	4210	0	
Special Milk Program	4215	0	
School Breakfast Program	4220	0	
Summer Food Service Admin/Program	4225	0	
Child and Adult Care Food Program	4226	0	
Fresh Fruit and Vegetables	4240		
Food Service - Other <i>(Describe & Itemize)</i>	4299	0	

Description: Enter Whole Numbers Only	Acct #	(50) Municipal Retirement/ Social Security	(60) Capital Projects
Total Food Service		0	
TITLE I			
Title I - Low Income	4300	0	
Title I - Low Income - Neglected, Private	4305	0	
Title I - Migrant Education	4340	0	
Title I - Other <i>(Describe & Itemize)</i>	4399	0	
Total Title I		0	
TITLE IV			
Title IV - Student Support & Academic Enrichment Grant	4400	0	
Title IV - Part A – Student Support & Academic Enrichment Grants Safe and Drug Free Schools	4415	0	
Title IV - 21st Century	4421	0	
Title IV - Other <i>(Describe & Itemize)</i>	4499	0	
Total Title IV		0	
FEDERAL - SPECIAL EDUCATION			
Federal Special Education - Preschool Flow-Through	4600	0	
Federal Special Education - Preschool Discretionary	4605	0	
Federal Special Education - IDEA Flow Through	4620	0	
Federal Special Education - IDEA Room & Board	4625	0	
Federal Special Education - IDEA Discretionary	4630	0	
Federal Special Education - IDEA - Other <i>(Describe & Itemize)</i>	4699	0	
Total Federal Special Education		0	
CTE - PERKINS			
CTE - Perkins-Title III E Tech Prep	4770	0	
CTE - Other <i>(Describe & Itemize)</i>	4799	0	
Total CTE - Perkins		0	
Federal - Adult Education	4810	0	
ARRA - General State Aid - Education Stabilization	4850	0	0
ARRA - Title I - Low Income	4851	0	
ARRA - Title I - Neglected, Private	4852	0	0
ARRA - Title I - Delinquent, Private	4853	0	0
ARRA - Title I - School Improvement (Part A)	4854	0	0
ARRA - Title I - School Improvement (Section 1003g)	4855	0	0
ARRA - IDEA - Part B - Preschool	4856	0	0
ARRA - IDEA - Part B - Flow-Through	4857	0	0
ARRA - Title IID - Technology - Formula	4860	0	0
ARRA - Title IID - Technology - Competitive	4861	0	0
ARRA - McKinney - Vento Homeless Education	4862	0	
ARRA - Child Nutrition Equipment Assistance	4863		
Impact Aid Formula Grants	4864	0	0
Impact Aid Competitive Grants	4865	0	0
Qualified Zone Academy Bond Tax Credits	4866	0	0
Qualified School Construction Bond Credits	4867	0	0
Build America Bond Tax Credits	4868	0	0
Build America Bond Interest Reimbursement	4869	0	0
ARRA - General State Aid - Other Government Services Stabilization	4870	0	0
Other ARRA Funds - II	4871	0	0
Other ARRA Funds - III	4872	0	0
Other ARRA Funds - IV	4873	0	0
Other ARRA Funds - V	4874	0	0
ARRA - Early Childhood	4875	0	0
Other ARRA Funds - VII	4876	0	0

Description: Enter Whole Numbers Only	Acct #	(50) Municipal Retirement/ Social Security	(60) Capital Projects
Other ARRA Funds - VIII	4877	0	0
Other ARRA Funds - IX	4878	0	0
Other ARRA Funds - X	4879	0	0
Other ARRA Funds - Ed Job Fund Program	4880	0	0
Total Stimulus Programs		0	0
Race to the Top Program	4901		
Race to the Top - Preschool Expansion Grant	4902	0	
Title III - Instruction for English Learners & Immigrant Students	4905	0	
Title III - English Language Acquisition	4909	0	
McKinney Education for Homeless Children	4920	0	
Title II - Eisenhower - Professional Development Formula	4930	0	
Title II - Teacher Quality	4932	0	
Title II - Part A – Supporting Effective Instruction – State Grants	4935	0	
Federal Charter Schools	4960	0	
State Assessment Grants	4981	0	
Grant for State Assessments and Related Activities	4982	0	
Medicaid Matching Funds - Administrative Outreach	4991	0	
Medicaid Matching Funds - Fee-For-Service Program	4992	0	
Other Restricted Grants Received from Fed. Govt. thru State <i>(Describe & Itemize)</i>	4998	0	0
Total Restricted Grants-In-Aid Received from Federal Govt. Thru the State		0	0
TOTAL RECEIPTS/REVENUES FROM FEDERAL SOURCES	4000	0	0
TOTAL DIRECT RECEIPTS/REVENUES (without Student Activity Funds 1799)		537,000	0
TOTAL DIRECT RECEIPTS/REVENUES (with Student Activity Funds 1799)			

Description: Enter Whole Numbers Only	Acct #	(70) Working Cash	(80) Tort
RECEIPTS/REVENUES FROM LOCAL SOURCES (1000)			
AD VALOREM TAXES LEVIED BY LOCAL EDUCATION AGENCY	1100		
Designated Purposes Levies 11 (1110-1120)		0	0
Leasing Purposes Levy 12	1130		
Special Education Purposes Levy	1140		
FICA and Medicare Only Levies	1150		
Area Vocational Construction Purposes Levy	1160		
Summer School Purposes Levy	1170		
Other Tax Levies (<i>Describe & Itemize</i>)	1190	0	0
Total Ad Valorem Taxes Levied by District		0	0
PAYMENTS IN LIEU OF TAXES	1200		
Mobile Home Privilege Tax	1210	0	0
Payments from Local Housing Authority	1220	0	0
Corporate Personal Property Replacement Taxes ¹³	1230	0	0
Other Payments in Lieu of Taxes (<i>Describe & Itemize</i>)	1290	0	0
Total Payments in Lieu of Taxes		0	0
TUITION	1300		
Regular Tuition from Pupils or Parents (In State)	1311		
Regular Tuition from Other Districts (In State)	1312		
Regular Tuition from Other Sources (In State)	1313		
Regular Tuition from Other Sources (Out of State)	1314		
Summer School Tuition from Pupils or Parents (In State)	1321		
Summer School Tuition from Other Districts (In State)	1322		
Summer School Tuition from Other Sources (In State)	1323		
Summer School Tuition from Other Sources (Out of State)	1324		
CTE Tuition from Pupils or Parents (In State)	1331		
CTE Tuition from Other Districts (In State)	1332		
CTE Tuition from Other Sources (In State)	1333		
CTE Tuition from Other Sources (Out of State)	1334		
Special Education Tuition from Pupils or Parents (In State)	1341		
Special Education Tuition from Other Districts (In State)	1342		
Special Education Tuition from Other Sources (In State)	1343		
Special Education Tuition from Other Sources (Out of State)	1344		
Adult Tuition from Pupils or Parents (In State)	1351		
Adult Tuition from Other Districts (In State)	1352		
Adult Tuition from Other Sources (In State)	1353		
Adult Tuition from Other Sources (Out of State)	1354		
Total Tuition			
TRANSPORTATION FEES	1400		
Regular Transportation Fees from Pupils or Parents (In State)	1411		
Regular Transportation Fees from Other Districts (In State)	1412		
Regular Transportation Fees from Other Sources (In State)	1413		
Regular Transportation Fees from Co-curricular Activities (In State)	1415		
Regular Transportation Fees from Other Sources (Out of State)	1416		
Summer School Transportation Fees from Pupils or Parents (In State)	1421		
Summer School Transportation Fees from Other Districts (In State)	1422		
Summer School Transportation Fees from Other Sources (In State)	1423		
Summer School Transportation Fees from Other Sources (Out of State)	1424		
CTE Transportation Fees from Pupils or Parents (In State)	1431		
CTE Transportation Fees from Other Districts (In State)	1432		

Description: Enter Whole Numbers Only	Acct #	(70) Working Cash	(80) Tort
CTE Transportation Fees from Other Sources (In State)	1433		
CTE Transportation Fees from Other Sources (Out of State)	1434		
Special Education Transportation Fees from Pupils or Parents (In State)	1441		
Special Education Transportation Fees from Other Districts (In State)	1442		
Special Education Transportation Fees from Other Sources (In State)	1443		
Special Education Transportation Fees from Other Sources (Out of State)	1444		
Adult Transportation Fees from Pupils or Parents (In State)	1451		
Adult Transportation Fees from Other Districts (In State)	1452		
Adult Transportation Fees from Other Sources (In State)	1453		
Adult Transportation Fees from Other Sources (Out of State)	1454		
Total Transportation Fees			
EARNINGS ON INVESTMENTS	1500		
Interest on Investments	1510	0	0
Gain or Loss on Sale of Investments	1520	0	0
Total Earnings on Investments		0	0
FOOD SERVICE	1600		
Sales to Pupils - Lunch	1611		
Sales to Pupils - Breakfast	1612		
Sales to Pupils - A la Carte	1613		
Sales to Pupils - Other (Describe & Itemize)	1614		
Sales to Adults	1620		
Other Food Service (Describe & Itemize)	1690		
Total Food Service			
DISTRICT/SCHOOL ACTIVITY INCOME	1700		
Admissions - Athletic	1711		
Admissions - Other	1719		
Fees	1720		
Book Store Sales	1730		
Other District/School Activity Revenue (Describe & Itemize)	1790		
Student Activity Fund Revenues	1799		
Total District/School Activity Income (without Student Activity Funds 1799)			
Total District/School Activity Income (with Student Activity Funds 1799)			
TEXTBOOK INCOME	1800		
Textbook Rentals - Regular Textbooks	1811		
Textbook Rentals - Summer School Textbooks	1812		
Textbook Rentals - Adult/Continuing Education Textbooks	1813		
Textbook Rentals - Other (Describe & Itemize)	1819		
Textbook Sales - Regular Textbooks	1821		
Textbook Sales - Summer School	1822		
Textbook Sales - Adult/Continuing Education	1823		
Textbook Sales - Other (Describe & Itemize)	1829		
Other Textbook Income (Describe & Itemize)	1890		
Total Textbooks			
OTHER REVENUE FROM LOCAL SOURCES	1900		
Rentals	1910		
Contributions and Donations from Private Sources	1920	0	0
Impact Fees from Municipal or County Governments	1930	0	0
Services Provided Other Districts	1940		
Refund of Prior Years' Expenditures	1950		0
Payments of Surplus Moneys from TIF Districts	1960	0	0
Drivers' Education Fees	1970		

Description: Enter Whole Numbers Only	Acct #	(70) Working Cash	(80) Tort
Proceeds from Vendors' Contracts	1980	0	0
School Facility Occupation Tax Proceeds	1983		
Payment from Other Districts	1991		
Sale of Vocational Projects	1992		
Other Local Fees <i>(Describe & Itemize)</i>	1993		0
Other Local Revenues <i>(Describe & Itemize)</i>	1999	0	0
Total Other Revenue from Local Sources		0	0
Total Receipts/Revenues from Local Sources (without Student Activity Funds 1799)	1000	0	0
Total Receipts/Revenues from Local Sources (with Student Activity Funds 1799)			
FLOW-THROUGH RECEIPTS/REVENUES FROM ONE DISTRICT TO ANOTHER DISTRICT (2000)			
Flow-Through Revenue from State Sources	2100		
Flow-Through Revenue from Federal Sources	2200		
Other Flow-Through Revenue <i>(Describe & Itemize)</i>	2300		
Total Flow-Through Receipts/Revenues From One District to Another District	2000		
RECEIPTS/REVENUES FROM STATE SOURCES (3000)			
UNRESTRICTED GRANTS-IN-AID (3001-3099)			
Evidence Based Funding Formula (Section 18-8.15)	3001		0
Reorganization Incentives (Accounts 3005-3021)	3005		0
Fast Growth District Grants	3030		0
Other Unrestricted Grants-In-Aid From State Sources <i>(Describe & Itemize)</i>	3099		0
Total Unrestricted Grants-In-Aid			0
RESTRICTED GRANTS-IN-AID (3100-3900)			
SPECIAL EDUCATION			
Special Education - Private Facility Tuition	3100		
Special Education - Funding for Children Requiring Sp Ed Services	3105		
Special Education - Personnel	3110		
Special Education - Orphanage - Individual	3120		
Special Education - Orphanage - Summer Individual	3130		
Special Education - Summer School	3145		
Special Education - Other <i>(Describe & Itemize)</i>	3199		
Total Special Education			
CAREER AND TECHNICAL EDUCATION (CTE)			
CTE - Technical Education - Tech Prep	3200		
CTE - Secondary Program Improvement (CTEI)	3220		
CTE - WECEP	3225		
CTE - Agriculture Education	3235		
CTE - Instructor Practicum	3240		
CTE - Student Organizations	3270		
CTE - Other <i>(Describe & Itemize)</i>	3299		
Total Career and Technical Education			
BILINGUAL EDUCATION			
Bilingual Education - Downstate - TPI and TBE	3305		
Bilingual Education - Downstate - Transitional Bilingual Education	3310		
Total Bilingual Education			
State Free Lunch & Breakfast	3360		
School Breakfast Initiative	3365		
Driver Education	3370		
Adult Education (from ICCB)	3410	0	0

Description: Enter Whole Numbers Only	Acct #	(70) Working Cash	(80) Tort
Adult Education - Other <i>(Describe & Itemize)</i>	3499	0	0
TRANSPORTATION			
Transportation - Regular and Vocational	3500		
Transportation - Special Education	3510		
Transportation - Other <i>(Describe & Itemize)</i>	3599		
Total Transportation			
Learning Improvement - Change Grants	3610		
Scientific Literacy	3660		
Truant Alternative/Optional Education	3695		
Early Childhood - Block Grant	3705		
Chicago General Education Block Grant	3766		
Chicago Educational Services Block Grant	3767		
School Safety & Educational Improvement Block Grant	3775		
Technology - Technology for Success	3780		
State Charter Schools	3815		
Extended Learning Opportunities - Summer Bridges	3825		
Infrastructure Improvements - Planning/Construction	3920		
School Infrastructure - Maintenance Projects	3925		
Other Restricted Revenue from State Sources <i>(Describe & Itemize)</i>	3999	0	0
Total Restricted Grants-In-Aid		0	0
Total Receipts/Revenues from State Sources		3000	0
RECEIPTS/REVENUES FROM FEDERAL SOURCES (4000)			
UNRESTRICTED GRANTS-IN-AID RECEIVED DIRECTLY FROM FEDERAL GOVT. (4001-4009)			
Federal Impact Aid	4001	0	0
Other Unrestricted Grants-In-Aid Received from Fed. Govt. <i>(Describe & Itemize)</i>	4009	0	0
Total Unrestricted Grants-In-Aid Received Directly from Fed Govt		0	0
RESTRICTED GRANTS-IN-AID RECEIVED DIRECTLY FROM FEDERAL GOVT (4045-4090)			
Head Start	4045		
Construction (Impact Aid)	4050		
MAGNET	4060		
Other Restricted Grants-In-Aid Received from Fed. Govt. <i>(Describe & Itemize)</i>	4090		
Total Restricted Grants-In-Aid Received Directly from Federal Govt.			
RESTRICTED GRANTS-IN-AID RECEIVED FROM FEDERAL GOVT. THRU THE STATE (4100-4999)			
TITLE V			
Title V - Flexibility and Accountability	4100		
Title V - SEA Projects	4105		
Title V - Rural Education Initiative (REI)	4107		
Title V - Other <i>(Describe & Itemize)</i>	4199		
Total Title V			
FOOD SERVICE			
Breakfast Start-Up Expansion	4200		
National School Lunch Program	4210		
Special Milk Program	4215		
School Breakfast Program	4220		
Summer Food Service Admin/Program	4225		
Child and Adult Care Food Program	4226		
Fresh Fruit and Vegetables	4240		
Food Service - Other <i>(Describe & Itemize)</i>	4299		

Description: Enter Whole Numbers Only	Acct #	(70) Working Cash	(80) Tort
Total Food Service			
TITLE I			
Title I - Low Income	4300		
Title I - Low Income - Neglected, Private	4305		
Title I - Migrant Education	4340		
Title I - Other <i>(Describe & Itemize)</i>	4399		
Total Title I			
TITLE IV			
Title IV - Student Support & Academic Enrichment Grant	4400		
Title IV - Part A – Student Support & Academic Enrichment Grants Safe and Drug Free Schools	4415		
Title IV - 21st Century	4421		
Title IV - Other <i>(Describe & Itemize)</i>	4499		
Total Title IV			
FEDERAL - SPECIAL EDUCATION			
Federal Special Education - Preschool Flow-Through	4600		
Federal Special Education - Preschool Discretionary	4605		
Federal Special Education - IDEA Flow Through	4620		
Federal Special Education - IDEA Room & Board	4625		
Federal Special Education - IDEA Discretionary	4630		
Federal Special Education - IDEA - Other <i>(Describe & Itemize)</i>	4699		
Total Federal Special Education			
CTE - PERKINS			
CTE - Perkins-Title III E Tech Prep	4770		
CTE - Other <i>(Describe & Itemize)</i>	4799		
Total CTE - Perkins			
Federal - Adult Education	4810		
ARRA - General State Aid - Education Stabilization	4850		0
ARRA - Title I - Low Income	4851		
ARRA - Title I - Neglected, Private	4852		0
ARRA - Title I - Delinquent, Private	4853		0
ARRA - Title I - School Improvement (Part A)	4854		0
ARRA - Title I - School Improvement (Section 1003g)	4855		0
ARRA - IDEA - Part B - Preschool	4856		0
ARRA - IDEA - Part B - Flow-Through	4857		0
ARRA - Title IID - Technology - Formula	4860		0
ARRA - Title IID - Technology - Competitive	4861		0
ARRA - McKinney - Vento Homeless Education	4862		
ARRA - Child Nutrition Equipment Assistance	4863		
Impact Aid Formula Grants	4864		0
Impact Aid Competitive Grants	4865		0
Qualified Zone Academy Bond Tax Credits	4866		0
Qualified School Construction Bond Credits	4867		0
Build America Bond Tax Credits	4868		0
Build America Bond Interest Reimbursement	4869		0
ARRA - General State Aid - Other Government Services Stabilization	4870		0
Other ARRA Funds - II	4871		0
Other ARRA Funds - III	4872		0
Other ARRA Funds - IV	4873		0
Other ARRA Funds - V	4874		0
ARRA - Early Childhood	4875		0
Other ARRA Funds - VII	4876		0

Description: Enter Whole Numbers Only	Acct #	(70) Working Cash	(80) Tort
Other ARRA Funds - VIII	4877		0
Other ARRA Funds - IX	4878		0
Other ARRA Funds - X	4879		0
Other ARRA Funds - Ed Job Fund Program	4880		0
Total Stimulus Programs			0
Race to the Top Program	4901		
Race to the Top - Preschool Expansion Grant	4902		
Title III - Instruction for English Learners & Immigrant Students	4905		
Title III - English Language Acquisition	4909		
McKinney Education for Homeless Children	4920		
Title II - Eisenhower - Professional Development Formula	4930		
Title II - Teacher Quality	4932		
Title II - Part A – Supporting Effective Instruction – State Grants	4935		
Federal Charter Schools	4960		
State Assessment Grants	4981		
Grant for State Assessments and Related Activities	4982		
Medicaid Matching Funds - Administrative Outreach	4991		
Medicaid Matching Funds - Fee-For-Service Program	4992		
Other Restricted Grants Received from Fed. Govt. thru State <i>(Describe & Itemize)</i>	4998		
Total Restricted Grants-In-Aid Received from Federal Govt. Thru the State			0
TOTAL RECEIPTS/REVENUES FROM FEDERAL SOURCES	4000	0	0
TOTAL DIRECT RECEIPTS/REVENUES (without Student Activity Funds 1799)		0	0
TOTAL DIRECT RECEIPTS/REVENUES (with Student Activity Funds 1799)			

Description: Enter Whole Numbers Only	Acct #	(90) Fire Prevention & Safety
RECEIPTS/REVENUES FROM LOCAL SOURCES (1000)		
AD VALOREM TAXES LEVIED BY LOCAL EDUCATION AGENCY	1100	
Designated Purposes Levies 11 (1110-1120)		0
Leasing Purposes Levy 12	1130	
Special Education Purposes Levy	1140	
FICA and Medicare Only Levies	1150	
Area Vocational Construction Purposes Levy	1160	
Summer School Purposes Levy	1170	
Other Tax Levies (<i>Describe & Itemize</i>)	1190	0
Total Ad Valorem Taxes Levied by District		0
PAYMENTS IN LIEU OF TAXES	1200	
Mobile Home Privilege Tax	1210	0
Payments from Local Housing Authority	1220	0
Corporate Personal Property Replacement Taxes ¹³	1230	0
Other Payments in Lieu of Taxes (<i>Describe & Itemize</i>)	1290	0
Total Payments in Lieu of Taxes		0
TUITION	1300	
Regular Tuition from Pupils or Parents (In State)	1311	
Regular Tuition from Other Districts (In State)	1312	
Regular Tuition from Other Sources (In State)	1313	
Regular Tuition from Other Sources (Out of State)	1314	
Summer School Tuition from Pupils or Parents (In State)	1321	
Summer School Tuition from Other Districts (In State)	1322	
Summer School Tuition from Other Sources (In State)	1323	
Summer School Tuition from Other Sources (Out of State)	1324	
CTE Tuition from Pupils or Parents (In State)	1331	
CTE Tuition from Other Districts (In State)	1332	
CTE Tuition from Other Sources (In State)	1333	
CTE Tuition from Other Sources (Out of State)	1334	
Special Education Tuition from Pupils or Parents (In State)	1341	
Special Education Tuition from Other Districts (In State)	1342	
Special Education Tuition from Other Sources (In State)	1343	
Special Education Tuition from Other Sources (Out of State)	1344	
Adult Tuition from Pupils or Parents (In State)	1351	
Adult Tuition from Other Districts (In State)	1352	
Adult Tuition from Other Sources (In State)	1353	
Adult Tuition from Other Sources (Out of State)	1354	
Total Tuition		
TRANSPORTATION FEES	1400	
Regular Transportation Fees from Pupils or Parents (In State)	1411	
Regular Transportation Fees from Other Districts (In State)	1412	
Regular Transportation Fees from Other Sources (In State)	1413	
Regular Transportation Fees from Co-curricular Activities (In State)	1415	
Regular Transportation Fees from Other Sources (Out of State)	1416	
Summer School Transportation Fees from Pupils or Parents (In State)	1421	
Summer School Transportation Fees from Other Districts (In State)	1422	
Summer School Transportation Fees from Other Sources (In State)	1423	
Summer School Transportation Fees from Other Sources (Out of State)	1424	
CTE Transportation Fees from Pupils or Parents (In State)	1431	
CTE Transportation Fees from Other Districts (In State)	1432	

Description: Enter Whole Numbers Only	Acct #	(90) Fire Prevention & Safety
CTE Transportation Fees from Other Sources (In State)	1433	
CTE Transportation Fees from Other Sources (Out of State)	1434	
Special Education Transportation Fees from Pupils or Parents (In State)	1441	
Special Education Transportation Fees from Other Districts (In State)	1442	
Special Education Transportation Fees from Other Sources (In State)	1443	
Special Education Transportation Fees from Other Sources (Out of State)	1444	
Adult Transportation Fees from Pupils or Parents (In State)	1451	
Adult Transportation Fees from Other Districts (In State)	1452	
Adult Transportation Fees from Other Sources (In State)	1453	
Adult Transportation Fees from Other Sources (Out of State)	1454	
Total Transportation Fees		
EARNINGS ON INVESTMENTS	1500	
Interest on Investments	1510	0
Gain or Loss on Sale of Investments	1520	0
Total Earnings on Investments		0
FOOD SERVICE	1600	
Sales to Pupils - Lunch	1611	
Sales to Pupils - Breakfast	1612	
Sales to Pupils - A la Carte	1613	
Sales to Pupils - Other (Describe & Itemize)	1614	
Sales to Adults	1620	
Other Food Service (Describe & Itemize)	1690	
Total Food Service		
DISTRICT/SCHOOL ACTIVITY INCOME	1700	
Admissions - Athletic	1711	
Admissions - Other	1719	
Fees	1720	
Book Store Sales	1730	
Other District/School Activity Revenue (Describe & Itemize)	1790	
Student Activity Fund Revenues	1799	
Total District/School Activity Income (without Student Activity Funds 1799)		
Total District/School Activity Income (with Student Activity Funds 1799)		
TEXTBOOK INCOME	1800	
Textbook Rentals - Regular Textbooks	1811	
Textbook Rentals - Summer School Textbooks	1812	
Textbook Rentals - Adult/Continuing Education Textbooks	1813	
Textbook Rentals - Other (Describe & Itemize)	1819	
Textbook Sales - Regular Textbooks	1821	
Textbook Sales - Summer School	1822	
Textbook Sales - Adult/Continuing Education	1823	
Textbook Sales - Other (Describe & Itemize)	1829	
Other Textbook Income (Describe & Itemize)	1890	
Total Textbooks		
OTHER REVENUE FROM LOCAL SOURCES	1900	
Rentals	1910	
Contributions and Donations from Private Sources	1920	0
Impact Fees from Municipal or County Governments	1930	0
Services Provided Other Districts	1940	
Refund of Prior Years' Expenditures	1950	0
Payments of Surplus Moneys from TIF Districts	1960	0
Drivers' Education Fees	1970	

Description: Enter Whole Numbers Only	Acct #	(90) Fire Prevention & Safety
Proceeds from Vendors' Contracts	1980	0
School Facility Occupation Tax Proceeds	1983	
Payment from Other Districts	1991	
Sale of Vocational Projects	1992	
Other Local Fees <i>(Describe & Itemize)</i>	1993	0
Other Local Revenues <i>(Describe & Itemize)</i>	1999	0
Total Other Revenue from Local Sources		0
Total Receipts/Revenues from Local Sources (without Student Activity Funds 1799)	1000	0
Total Receipts/Revenues from Local Sources (with Student Activity Funds 1799)		
FLOW-THROUGH RECEIPTS/REVENUES FROM ONE DISTRICT TO ANOTHER DISTRICT (2000)		
Flow-Through Revenue from State Sources	2100	
Flow-Through Revenue from Federal Sources	2200	
Other Flow-Through Revenue <i>(Describe & Itemize)</i>	2300	
Total Flow-Through Receipts/Revenues From One District to Another District	2000	
RECEIPTS/REVENUES FROM STATE SOURCES (3000)		
UNRESTRICTED GRANTS-IN-AID (3001-3099)		
Evidence Based Funding Formula (Section 18-8.15)	3001	0
Reorganization Incentives (Accounts 3005-3021)	3005	0
Fast Growth District Grants	3030	0
Other Unrestricted Grants-In-Aid From State Sources <i>(Describe & Itemize)</i>	3099	0
Total Unrestricted Grants-In-Aid		0
RESTRICTED GRANTS-IN-AID (3100-3900)		
SPECIAL EDUCATION		
Special Education - Private Facility Tuition	3100	
Special Education - Funding for Children Requiring Sp Ed Services	3105	
Special Education - Personnel	3110	
Special Education - Orphanage - Individual	3120	
Special Education - Orphanage - Summer Individual	3130	
Special Education - Summer School	3145	
Special Education - Other <i>(Describe & Itemize)</i>	3199	
Total Special Education		
CAREER AND TECHNICAL EDUCATION (CTE)		
CTE - Technical Education - Tech Prep	3200	
CTE - Secondary Program Improvement (CTEI)	3220	
CTE - WECEP	3225	
CTE - Agriculture Education	3235	
CTE - Instructor Practicum	3240	
CTE - Student Organizations	3270	
CTE - Other <i>(Describe & Itemize)</i>	3299	
Total Career and Technical Education		
BILINGUAL EDUCATION		
Bilingual Education - Downstate - TPI and TBE	3305	
Bilingual Education - Downstate - Transitional Bilingual Education	3310	
Total Bilingual Education		
State Free Lunch & Breakfast	3360	
School Breakfast Initiative	3365	
Driver Education	3370	
Adult Education (from ICCB)	3410	0

Description: Enter Whole Numbers Only	Acct #	(90) Fire Prevention & Safety
Adult Education - Other <i>(Describe & Itemize)</i>	3499	0
TRANSPORTATION		
Transportation - Regular and Vocational	3500	
Transportation - Special Education	3510	
Transportation - Other <i>(Describe & Itemize)</i>	3599	
Total Transportation		
Learning Improvement - Change Grants	3610	
Scientific Literacy	3660	
Truant Alternative/Optional Education	3695	
Early Childhood - Block Grant	3705	
Chicago General Education Block Grant	3766	
Chicago Educational Services Block Grant	3767	
School Safety & Educational Improvement Block Grant	3775	0
Technology - Technology for Success	3780	0
State Charter Schools	3815	
Extended Learning Opportunities - Summer Bridges	3825	
Infrastructure Improvements - Planning/Construction	3920	
School Infrastructure - Maintenance Projects	3925	0
Other Restricted Revenue from State Sources <i>(Describe & Itemize)</i>	3999	0
Total Restricted Grants-In-Aid		0
Total Receipts/Revenues from State Sources	3000	0
RECEIPTS/REVENUES FROM FEDERAL SOURCES (4000)		
UNRESTRICTED GRANTS-IN-AID RECEIVED DIRECTLY FROM FEDERAL GOVT. (4001-4009)		
Federal Impact Aid	4001	0
Other Unrestricted Grants-In-Aid Received from Fed. Govt. <i>(Describe & Itemize)</i>	4009	0
Total Unrestricted Grants-In-Aid Received Directly from Fed Govt		0
RESTRICTED GRANTS-IN-AID RECEIVED DIRECTLY FROM FEDERAL GOVT (4045-4090)		
Head Start	4045	
Construction (Impact Aid)	4050	
MAGNET	4060	
Other Restricted Grants-In-Aid Received from Fed. Govt. <i>(Describe & Itemize)</i>	4090	0
Total Restricted Grants-In-Aid Received Directly from Federal Govt.		0
RESTRICTED GRANTS-IN-AID RECEIVED FROM FEDERAL GOVT. THRU THE STATE (4100-4999)		
TITLE V		
Title V - Flexibility and Accountability	4100	
Title V - SEA Projects	4105	
Title V - Rural Education Initiative (REI)	4107	
Title V - Other <i>(Describe & Itemize)</i>	4199	
Total Title V		
FOOD SERVICE		
Breakfast Start-Up Expansion	4200	
National School Lunch Program	4210	
Special Milk Program	4215	
School Breakfast Program	4220	
Summer Food Service Admin/Program	4225	
Child and Adult Care Food Program	4226	
Fresh Fruit and Vegetables	4240	
Food Service - Other <i>(Describe & Itemize)</i>	4299	

Description: Enter Whole Numbers Only	Acct #	(90) Fire Prevention & Safety
Total Food Service		
TITLE I		
Title I - Low Income	4300	
Title I - Low Income - Neglected, Private	4305	
Title I - Migrant Education	4340	
Title I - Other <i>(Describe & Itemize)</i>	4399	
Total Title I		
TITLE IV		
Title IV - Student Support & Academic Enrichment Grant	4400	
Title IV - Part A – Student Support & Academic Enrichment Grants Safe and Drug Free Schools	4415	
Title IV - 21st Century	4421	
Title IV - Other <i>(Describe & Itemize)</i>	4499	
Total Title IV		
FEDERAL - SPECIAL EDUCATION		
Federal Special Education - Preschool Flow-Through	4600	
Federal Special Education - Preschool Discretionary	4605	
Federal Special Education - IDEA Flow Through	4620	
Federal Special Education - IDEA Room & Board	4625	
Federal Special Education - IDEA Discretionary	4630	
Federal Special Education - IDEA - Other <i>(Describe & Itemize)</i>	4699	
Total Federal Special Education		
CTE - PERKINS		
CTE - Perkins-Title III E Tech Prep	4770	
CTE - Other <i>(Describe & Itemize)</i>	4799	
Total CTE - Perkins		
Federal - Adult Education	4810	
ARRA - General State Aid - Education Stabilization	4850	0
ARRA - Title I - Low Income	4851	
ARRA - Title I - Neglected, Private	4852	0
ARRA - Title I - Delinquent, Private	4853	0
ARRA - Title I - School Improvement (Part A)	4854	0
ARRA - Title I - School Improvement (Section 1003g)	4855	0
ARRA - IDEA - Part B - Preschool	4856	0
ARRA - IDEA - Part B - Flow-Through	4857	0
ARRA - Title IID - Technology - Formula	4860	0
ARRA - Title IID - Technology - Competitive	4861	0
ARRA - McKinney - Vento Homeless Education	4862	
ARRA - Child Nutrition Equipment Assistance	4863	
Impact Aid Formula Grants	4864	0
Impact Aid Competitive Grants	4865	0
Qualified Zone Academy Bond Tax Credits	4866	0
Qualified School Construction Bond Credits	4867	0
Build America Bond Tax Credits	4868	0
Build America Bond Interest Reimbursement	4869	0
ARRA - General State Aid - Other Government Services Stabilization	4870	0
Other ARRA Funds - II	4871	0
Other ARRA Funds - III	4872	0
Other ARRA Funds - IV	4873	0
Other ARRA Funds - V	4874	0
ARRA - Early Childhood	4875	0
Other ARRA Funds - VII	4876	0

Description: Enter Whole Numbers Only	Acct #	(90) Fire Prevention & Safety	
Other ARRA Funds - VIII	4877	0	
Other ARRA Funds - IX	4878	0	
Other ARRA Funds - X	4879	0	
Other ARRA Funds - Ed Job Fund Program	4880	0	
Total Stimulus Programs		0	
Race to the Top Program	4901		
Race to the Top - Preschool Expansion Grant	4902		
Title III - Instruction for English Learners & Immigrant Students	4905		
Title III - English Language Acquisition	4909		
McKinney Education for Homeless Children	4920		
Title II - Eisenhower - Professional Development Formula	4930		
Title II - Teacher Quality	4932		
Title II - Part A – Supporting Effective Instruction – State Grants	4935		
Federal Charter Schools	4960		
State Assessment Grants	4981		
Grant for State Assessments and Related Activities	4982		
Medicaid Matching Funds - Administrative Outreach	4991		
Medicaid Matching Funds - Fee-For-Service Program	4992		
Other Restricted Grants Received from Fed. Govt. thru State <i>(Describe & Itemize)</i>	4998		0
Total Restricted Grants-In-Aid Received from Federal Govt. Thru the State			0
TOTAL RECEIPTS/REVENUES FROM FEDERAL SOURCES	4000		0
TOTAL DIRECT RECEIPTS/REVENUES (without Student Activity Funds 1799)		0	
TOTAL DIRECT RECEIPTS/REVENUES (with Student Activity Funds 1799)			

Description: Enter Whole Numbers Only	Funct #	(100) Salaries	(200) Employee Benefits
10 - EDUCATIONAL FUND (ED)			
INSTRUCTION (ED)	1000		
Regular Programs	1100	0	0
Tuition Payment to Charter Schools	1115		
Pre-K Programs	1125	0	0
Special Education Programs (Functions 1200 - 1220)	1200	15,587,444	4,598,058
Special Education Programs Pre-K	1225	839,206	211,774
Remedial and Supplemental Programs K-12	1250	0	0
Remedial and Supplemental Programs Pre-K	1275	0	0
Adult/Continuing Education Programs	1300	0	0
CTE Programs	1400	606,116	208,570
Interscholastic Programs	1500	0	0
Summer School Programs	1600	342,824	8,516
Gifted Programs	1650	0	0
Driver's Education Programs	1700	0	0
Bilingual Programs	1800	0	0
Truant Alternative & Optional Programs	1900	683,768	138,703
Pre-K Programs - Private Tuition	1910		
Regular K-12 Programs Private Tuition	1911		
Special Education Programs K-12 Private Tuition	1912		
Special Education Programs Pre-K Tuition	1913		
Remedial/Supplemental Programs K-12 Private Tuition	1914		
Remedial/Supplemental Programs Pre-K Private Tuition	1915		
Adult/Continuing Education Programs Private Tuition	1916		
CTE Programs Private Tuition	1917		
Interscholastic Programs Private Tuition	1918		
Summer School Programs Private Tuition	1919		
Gifted Programs Private Tuition	1920		
Bilingual Programs Private Tuition	1921		
Truants Alternative/Opt Ed Programs Private Tuition	1922		
Student Activity Fund Expenditures	1999		
Total Instruction14 (Without Student Activity Funds 1999)	1000	18,059,358	5,165,621
Total Instruction14 (With Student Activity Funds 1999)	1000	18,059,358	5,165,621
SUPPORT SERVICES (ED)	2000		
Support Services - Pupil	2100		
Attendance & Social Work Services	2110	2,083,645	334,284
Guidance Services	2120	0	0
Health Services	2130	3,782,424	808,200
Psychological Services	2140	549,392	76,581
Speech Pathology & Audiology Services	2150	2,569,792	487,665
Other Support Services - Pupils (Describe & Itemize)	2190	0	0
Total Support Services - Pupil	2100	8,985,253	1,706,731
Support Services - Instructional Staff	2200		
Improvement of Instruction Services	2210	276,187	62,349
Educational Media Services	2220	21,881	7,244
Assessment & Testing	2230	0	0
Total Support Services - Instructional Staff	2200	298,068	69,593
Support Services - General Administration	2300		
Board of Education Services	2310	43,738	63,322
Executive Administration Services	2320	1,182,682	458,709
Special Area Administration Services	2330	0	0
Tort Immunity Services	2361, 2365	0	0
Total Support Services - General Administration	2300	1,226,420	522,030
Support Services - School Administration	2400		
Office of the Principal Services	2410	2,066,813	668,296
Other Support Services - School Administration (Describe & Itemize)	2490	0	0
Total Support Services - School Administration	2400	2,066,813	668,296
Support Services - Business	2500		

Description: Enter Whole Numbers Only	Funct #	(100) Salaries	(200) Employee Benefits
Direction of Business Support Services	2510	131,912	32,653
Fiscal Services	2520	358,710	104,749
Operation & Maintenance of Plant Services	2540	0	0
Pupil Transportation Services	2550	0	0
Food Services	2560	25,735	2,032
Internal Services	2570	0	0
Total Support Services - Business	2500	516,356	139,435
Support Services - Central	2600		
Direction of Central Support Services	2610	0	0
Planning, Research, Development & Evaluation Services	2620	0	0
Information Services	2630	0	0
Staff Services	2640	0	0
Data Processing Services	2660	31,514	7,794
Total Support Services - Central	2600	31,514	7,794
Other Support Services - Misc. (Describe & Itemize)	2900	0	0
Total Support Services	2000	13,124,424	3,113,879
COMMUNITY SERVICES (ED)	3000	0	0
PAYMENTS TO OTHER DIST & GOVT UNITS (ED)	4000		
Payments to Other Dist & Govt Units (In-State)	4100		
Payments for Regular Programs	4110		
Payments for Special Education Programs	4120		
Payments for Adult/Continuing Education Programs	4130		
Payments for CTE Programs	4140		
Payments for Community College Programs	4170		
Other Payments to In-State Govt Units - Programs (Describe & Itemize)	4190		
Total Payments to Other Dist & Govt Units (In-State)	4100		
Payments for Regular Programs - Tuition	4210		
Payments for Special Education Programs - Tuition	4220		
Payments for Adult/Continuing Education Programs - Tuition	4230		
Payments for CTE Programs - Tuition	4240		
Payments for Community College Programs - Tuition	4270		
Payments for Other Programs - Tuition	4280		
Other Payments to In-State Govt Units - Tuition (Describe & Itemize)	4290		
Total Payments to Other Dist & Govt Units - Tuition (In State)	4200		
Payments for Regular Programs - Transfers	4310		
Payments for Special Education Programs - Transfers	4320		
Payments for Adult/Continuing Ed Programs - Transfers	4330		
Payments for CTE Programs - Transfers	4340		
Payments for Community College Program - Transfers	4370		
Payments for Other Programs - Transfers	4380		
Other Payments to In-State Govt Units - Transfers (Describe & Itemize)	4390		
Total Payments to Other Dist & Govt Units-Transfers (In State)	4300		
Payments to Other Dist & Govt Units (Out of State)	4400		
Total Payments to Other Dist & Govt Units	4000		
DEBT SERVICE (ED)	5000		
Debt Service - Interest on Short-Term Debt	5100		
Tax Anticipation Warrants	5110		
Tax Anticipation Notes	5120		
Corporate Personal Property Repl Tax Anticipated Notes	5130		
State Aid Anticipation Certificates	5140		
Other Interest on Short-Term Debt (Describe & Itemize)	5150		
Total Debt Service - Interest on Short-Term Debt	5100		
Debt Service - Interest on Long-Term Debt	5200		
Total Debt Service	5000		
PROVISION FOR CONTINGENCIES (ED)	6000		
Total Direct Disbursements/Expenditures (without Student Activity Funds (1999))		31,183,782	8,279,500
Total Direct Disbursements/Expenditures (with Student Activity Funds (1999))		31,183,782	8,279,500
Excess (Deficiency) of Receipts/Revenues Over Disbursements/Expenditures (without Student Activity Funds 1999)			

Description: Enter Whole Numbers Only	Funct #	(100) Salaries	(200) Employee Benefits
Excess (Deficiency) of Receipts/Revenues Over Disbursements/Expenditures (with Student Activity Funds 1999)			
20 - OPERATIONS AND MAINTENANCE FUND (O&M)			
SUPPORT SERVICES (O&M)	2000		
Support Services - Pupil	2100		
Other Support Services - Pupils <i>(Describe & Itemize)</i>	2190	0	0
Support Services - Business	2500		
Direction of Business Support Services	2510	0	0
Facilities Acquisition & Construction Services	2530	0	0
Operation & Maintenance of Plant Services	2540	1,116,544	275,500
Pupil Transportation Services	2550	0	0
Food Services	2560		
Total Support Services - Business	2500	1,116,544	275,500
Other Support Services - Misc. <i>(Describe & Itemize)</i>	2900	0	0
Total Support Services	2000	1,116,544	275,500
COMMUNITY SERVICES (O&M)	3000	0	0
PAYMENTS TO OTHER DIST & GOVT UNITS (O&M)	4000		
Payments to Other Dist & Govt Units (In-State)	4100		
Payments for Regular Programs	4110		
Payments for Special Education Programs	4120		
Payments for CTE Program	4140		
Other Payments to In-State Govt Units - Programs <i>(Describe & Itemize)</i>	4190		
Total Payments to Other Dist & Govt Units (In-State)	4100		
Payments to Other Dist & Govt Units (Out of State) 14	4400		
Total Payments to Other Dist & Govt Unit	4000		
DEBT SERVICE (O&M)	5000		
Debt Service - Interest on Short-Term Debt	5100		
Tax Anticipation Warrants	5110		
Tax Anticipation Notes	5120		
Corporate Personal Prop Repl Tax Anticipated Notes	5130		
State Aid Anticipation Certificates	5140		
Other Interest on Short-Term Debt <i>(Describe & Itemize)</i>	5150		
Total Debt Service - Interest on Short-Term Debt	5100		
Debt Service - Interest on Long-Term Debt	5200		
Total Debt Service	5000		
PROVISION FOR CONTINGENCIES (O&M)	6000		
Total Direct Disbursements/Expenditures		1,116,544	275,500
Excess (Deficiency) of Receipts/Revenues Over Disbursements/Expenditures			
30 - DEBT SERVICE FUND (DS)			
PAYMENTS TO OTHER DIST & GOVT UNITS (DS)	4000		
Payments to Other Dist & Govt Units (In-State)	4100		
Payments for Regular Programs	4110		
Payments for Special Education Programs	4120		
Other Payments to In-State Govt Units - Programs <i>(Describe & Itemize)</i>	4190		
Total Payments to Other Dist & Govt Units (In-State)	4000		
DEBT SERVICE (DS)	5000		
Debt Service - Interest on Short-Term Debt	5100		
Tax Anticipation Warrants	5110		
Tax Anticipation Notes	5120		
Corporate Personal Prop Repl Tax Anticipation Notes	5130		
State Aid Anticipation Certificates	5140		
Other Interest on Short-Term Debt <i>(Describe & Itemize)</i>	5150		
Total Debt Service - Interest On Short-Term Debt	5100		
Debt Service - Interest on Long-Term Debt	5200		
Debt Service - Payments of Principal on Long-Term Debt 15 (Lease/Purchase Principal Retired) <i>(Describe & Itemize)</i>	5300		
Debt Service - Other <i>(Describe & Itemize)</i>	5400		

Description: Enter Whole Numbers Only	Funct #	(100) Salaries	(200) Employee Benefits
Total Debt Service	5000		
PROVISION FOR CONTINGENCIES (DS)	6000		
Total Direct Disbursements/Expenditures			
Excess (Deficiency) of Receipts/Revenues Over Disbursements/Expenditures			
40 - TRANSPORTATION FUND (TR)			
SUPPORT SERVICES (TR)	2000		
Support Services - Pupils	2100		
Other Support Services - Pupils <i>(Describe & Itemize)</i>	2190	0	0
Support Services - Business			
Pupil Transportation Services	2550	70,583	29,000
Other Support Services - Business <i>(Describe & Itemize)</i>	2900	0	0
Total Support Services	2000	70,583	29,000
COMMUNITY SERVICES (TR)	3000	0	0
PAYMENTS TO OTHER DIST & GOVT UNITS (TR)	4000		
Payments to Other Dist & Govt Units (In-State)	4100		
Payments for Regular Program	4110		
Payments for Special Education Programs	4120		
Payments for Adult/Continuing Education Programs	4130		
Payments for CTE Programs	4140		
Payments for Community College Programs	4170		
Other Payments to In-State Govt Units - Programs <i>(Describe & Itemize)</i>	4190		
Total Payments to Other Dist & Govt Units (In-State)	4100		
Payments to Other Dist & Govt Units (Out-of-State) <i>(Describe & Itemize)</i>	4400		
Total Payments to Other Dist & Govt Units	4000		
DEBT SERVICE (TR)	5000		
Debt Service - Interest on Short-Term Debt	5100		
Tax Anticipation Warrants	5110		
Tax Anticipation Notes	5120		
Corporate Personal Prop Repl Tax Anticipation Notes	5130		
State Aid Anticipation Certificates	5140		
Other Interest on Short-Term Debt <i>(Describe & Itemize)</i>	5150		
Total Debt Service - Interest On Short-Term Debt	5100		
Debt Service - Interest on Long-Term Debt	5200		
Debt Service - Payments of Principal on Long-Term Debt 15 (Lease/Purchase Principal Retired) <i>(Describe & Itemize)</i>	5300		
Debt Service - Other <i>(Describe & Itemize)</i>	5400		
Total Debt Service	5000		
PROVISION FOR CONTINGENCIES (TR)	6000		
Total Direct Disbursements/Expenditures		70,583	29,000
Excess (Deficiency) of Receipts/Revenues Over Disbursements/Expenditures			
50 - MUNICIPAL RETIREMENT/SOC SEC FUND (MR/SS)			
INSTRUCTION (MR/SS)	1000		
Regular Program	1100		0
Pre-K Programs	1125		0
Special Education Programs (Functions 1200-1220)	1200		410,028
Special Education Programs Pre-K	1225		31,493
Remedial and Supplemental Programs K-12	1250		0
Remedial and Supplemental Programs Pre-K	1275		0
Adult/Continuing Education Programs	1300		0
CTE Programs	1400		45,715
Interscholastic Programs	1500		0
Summer School Programs	1600		7,742
Gifted Programs	1650		0
Driver's Education Programs	1700		0
Bilingual Programs	1800		0
Truant Alternative & Optional Programs	1900		7,809

Description: Enter Whole Numbers Only	Funct #	(100) Salaries	(200) Employee Benefits
Total Instruction	1000		502,787
SUPPORT SERVICES (MR/SS)	2000		
Support Services - Pupil	2100		
Attendance & Social Work Services	2110		7,250
Guidance Services	2120		0
Health Services	2130		200,000
Psychological Services	2140		0
Speech Pathology & Audiology Services	2150		37,500
Other Support Services - Pupils (<i>Describe & Itemize</i>)	2190		0
Total Support Services - Pupil	2100		244,750
Support Services - Instructional Staff	2200		
Improvement of Instruction Services	2210		9,202
Educational Media Services	2220		2,129
Assessment & Testing	2230		0
Total Support Services - Instructional Staff	2200		11,331
Support Services - General Administration	2300		
Board of Education Services	2310		205
Executive Administration Services	2320		25,748
Special Area Administrative Services	2330		0
Claims Paid from Self Insurance Fund	2361		0
Risk Management and Claims Services Payments	2365		0
Total Support Services - General Administration	2300		25,953
Support Services - School Administration	2400		
Office of the Principal Services	2410		30,911
Other Support Services - School Administration (<i>Describe & Itemize</i>)	2490		0
Total Support Services - School Administration	2400		30,911
Support Services - Business	2500		
Direction of Business Support Services	2510		0
Fiscal Services	2520		25,000
Facilities Acquisition & Construction Services	2530		0
Operation & Maintenance of Plant Service	2540		75,000
Pupil Transportation Services	2550		5,000
Food Services	2560		0
Internal Services	2570		0
Total Support Services - Business	2500		105,000
Support Services - Central	2600		
Direction of Central Support Services	2610		0
Planning, Research, Development & Evaluation Services	2620		0
Information Services	2630		0
Staff Services	2640		0
Data Processing Services	2660		2,000
Total Support Services - Central	2600		2,000
Other Support Services - Misc. (<i>Describe & Itemize</i>)	2900		0
Total Support Services	2000		419,945
COMMUNITY SERVICES (MR/SS)	3000		0
PAYMENTS TO OTHER DIST & GOVT UNITS (MR/SS)	4000		
Payments for Regular Programs	4110		0
Payments for Special Education Programs	4120		0
Payments for CTE Programs	4140		0
Total Payments to Other Dist & Govt Units	4000		0
DEBT SERVICE (MR/SS)	5000		
Debt Service - Interest on Short-Term Debt	5100		
Tax Anticipation Warrants	5110		
Tax Anticipation Notes	5120		
Corporate Personal Prop Repl Tax Anticipation Notes	5130		
State Aid Anticipation Certificates	5140		
Other Interest on Short-Term Debt (<i>Describe & Itemize</i>)	5150		
Total Debt Service	5000		

Description: Enter Whole Numbers Only	Funct #	(100) Salaries	(200) Employee Benefits
PROVISION FOR CONTINGENCIES (MR/SS)	6000		
Total Direct Disbursements/Expenditures			922,732
Excess (Deficiency) of Receipts/Revenues Over Disbursements/Expenditures			
60 - CAPITAL PROJECTS (CP)			
SUPPORT SERVICES (CP)	2000		
Support Services - Business			
Facilities Acquisition & Construction Services	2530	0	0
Other Support Services - Business <i>(Describe & Itemize)</i>	2900	0	0
Total Support Services	2000	0	0
PAYMENTS TO OTHER DIST & GOVT UNITS (CP)	4000		
Payments to Other Dist & Govt Units (In-State)	4100		
Payments to Regular Programs	4110		
Payment for Special Education Programs	4120		
Payment for CTE Programs	4140		
Payments to Other Govt Units - Programs (In-State) <i>(Describe & Itemize)</i>	4190		
Total Payments to Other Districts & Govt Units	4000		
PROVISION FOR CONTINGENCIES (CP)	6000		
Total Direct Disbursements/Expenditures		0	0
Excess (Deficiency) of Receipts/Revenues Over Disbursements/Expenditures			
70 WORKING CASH FUND (WC)			
80 - TORT FUND (TF)			
INSTRUCTION (TF)	1000		
Regular Programs	1100	0	0
Tuition Payment to Charter Schools	1115		
Pre-K Programs	1125	0	0
Special Education Programs (Functions 1200 - 1220)	1200	0	0
Special Education Programs Pre-K	1225	0	0
Remedial and Supplemental Programs K-12	1250	0	0
Remedial and Supplemental Programs Pre-K	1275	0	0
Adult/Continuing Education Programs	1300	0	0
CTE Programs	1400	0	0
Interscholastic Programs	1500	0	0
Summer School Programs	1600	0	0
Gifted Programs	1650	0	0
Driver's Education Programs	1700	0	0
Bilingual Programs	1800	0	0
Truant Alternative & Optional Programs	1900	0	0
Pre-K Programs - Private Tuition	1910		
Regular K-12 Programs Private Tuition	1911		
Special Education Programs K-12 Private Tuition	1912		
Special Education Programs Pre-K Tuition	1913		
Remedial/Supplemental Programs K-12 Private Tuition	1914		
Remedial/Supplemental Programs Pre-K Private Tuition	1915		
Adult/Continuing Education Programs Private Tuition	1916		
CTE Programs Private Tuition	1917		
Interscholastic Programs Private Tuition	1918		
Summer School Programs Private Tuition	1919		
Gifted Programs Private Tuition	1920		
Bilingual Programs Private Tuition	1921		
Truants Alternative/Opt Ed Programs Private Tuition	1922		
Total Instruction¹⁴	1000	0	0
SUPPORT SERVICES (TF)	2000		
Support Services - Pupil	2100		
Attendance & Social Work Services	2110	0	0
Guidance Services	2120	0	0
Health Services	2130	0	0

Description: Enter Whole Numbers Only	Funct #	(100) Salaries	(200) Employee Benefits
Psychological Services	2140	0	0
Speech Pathology & Audiology Services	2150	0	0
Other Support Services - Pupils <i>(Describe & Itemize)</i>	2190	0	0
Total Support Services - Pupil	2100	0	0
Support Services - Instructional Staff	2200		
Improvement of Instruction Services	2210	0	0
Educational Media Services	2220	0	0
Assessment & Testing	2230	0	0
Total Support Services - Instructional Staff	2200	0	0
Support Services - General Administration	2300		
Board of Education Services	2310	0	0
Executive Administration Services	2320	0	0
Special Area Administration Services	2330	0	0
Claims Paid from Self Insurance Fund	2361	0	0
Risk Management and Claims Services Payments	2365	0	0
Total Support Services - General Administration	2300	0	0
Support Services - School Administration	2400		
Office of the Principal Services	2410	0	0
Other Support Services - School Administration <i>(Describe & Itemize)</i>	2490	0	0
Total Support Services - School Administration	2400	0	0
Support Services - Business	2500		
Direction of Business Support Services	2510	0	0
Fiscal Services	2520	0	0
Facilities Acquisition & Construction Services	2530	0	0
Operation & Maintenance of Plant Services	2540	0	0
Pupil Transportation Services	2550	0	0
Food Services	2560	0	0
Internal Services	2570	0	0
Total Support Services - Business	2500	0	0
Support Services - Central	2600		
Direction of Central Support Services	2610	0	0
Planning, Research, Development & Evaluation Services	2620	0	0
Information Services	2630	0	0
Staff Services	2640	0	0
Data Processing Services	2660	0	0
Total Support Services - Central	2600	0	0
Other Support Services - Misc. <i>(Describe & Itemize)</i>	2900	0	0
Total Support Services	2000	0	0
COMMUNITY SERVICES (TF)	3000	0	0
PAYMENTS TO OTHER DIST & GOVT UNITS (TF)	4000		
Payments to Other Dist & Govt Units (In-State)	4100		
Payments for Regular Programs	4110		
Payments for Special Education Programs	4120		
Payments for Adult/Continuing Education Programs	4130		
Payments for CTE Programs	4140		
Payments for Community College Programs	4170		
Other Payments to In-State Govt Units - Programs <i>(Describe & Itemize)</i>	4190		
Total Payments to Other Dist & Govt Units (In-State)	4100		
Payments for Regular Programs - Tuition	4210		
Payments for Special Education Programs - Tuition	4220		
Payments for Adult/Continuing Education Programs - Tuition	4230		
Payments for CTE Programs - Tuition	4240		
Payments for Community College Programs - Tuition	4270		
Payments for Other Programs - Tuition	4280		
Other Payments to In-State Govt Units - Tuition <i>(Describe & Itemize)</i>	4290		
Total Payments to Other Dist & Govt Units - Tuition (In State)	4200		
Payments for Regular Programs - Transfers	4310		
Payments for Special Education Programs - Transfers	4320		
Payments for Adult/Continuing Ed Programs - Transfers	4330		

Description: Enter Whole Numbers Only	Funct #	(100) Salaries	(200) Employee Benefits
Payments for CTE Programs - Transfers	4340		
Payments for Community College Program - Transfers	4370		
Payments for Other Programs - Transfers	4380		
Other Payments to In-State Govt Units - Transfers <i>(Describe & Itemize)</i>	4390		
Total Payments to Other Dist & Govt Units-Transfers (In State)	4300		
Payments to Other Dist & Govt Units (Out of State)	4400		
Total Payments to Other Dist & Govt Units	4000		
DEBT SERVICE (TF)	5000		
Debt Service - Interest on Short-Term Debt			
Tax Anticipation Warrants	5110		
Tax Anticipation Notes	5120		
Corporate Personal Property Replacement Tax Anticipation Notes	5130		
State Aid Anticipation Certificates	5140		
Other Interest or Short-Term Debt <i>(Describe & Itemize)</i>	5150		
Debt Service - Interest on Long-Term Debt	5200		
Debt Service - Payments of Principal on Long-Term Debt 15 (Lease/Purchase Principal Retired) <i>(Describe & Itemize)</i>	5300		
Debt Service - Other <i>(Describe & Itemize)</i>	5400		
Total Debt Service	5000		
PROVISION FOR CONTINGENCIES (TF)	6000		
Total Direct Disbursements/Expenditures		0	0
Excess (Deficiency) of Receipts/Revenues Over Disbursements/Expenditures			
90 - FIRE PREVENTION & SAFETY FUND (FP&S)			
SUPPORT SERVICES (FP&S)	2000		
Support Services - Business	2500		
Facilities Acquisition & Construction Services	2530	0	0
Operation & Maintenance of Plant Service	2540	0	0
Total Support Services - Business	2500	0	0
Other Support Services - Misc. <i>(Describe & Itemize)</i>	2900	0	0
Total Support Services	2000	0	0
PAYMENTS TO OTHER DISTRICTS & GOVT UNITS (FP&S)	4000		
Payments to Regular Programs	4110		
Payments to Special Education Programs	4120		
Other Payments to In-State Govt Units - Programs <i>(Describe & Itemize)</i>	4190		
Total Payments to Other Districts & Govt Units (FPS)	4000		
DEBT SERVICE (FP&S)	5000		
Debt Service - Interest on Short-Term Debt	5100		
Tax Anticipation Warrants	5110		
Other Interest on Short-Term Debt <i>(Describe & Itemize)</i>	5150		
Total Debt Service - Interest on Short-Term Debt	5100		
Debt Service - Interest on Long-Term Debt	5200		
Debt Service - Payments of Principal on Long-Term Debt 15 (Lease/Purchase Principal Retired) <i>(Describe & Itemize)</i>	5300		
Total Debt Service	5000		
PROVISIONS FOR CONTINGENCIES (FP&S)	6000		
Total Direct Disbursements/Expenditures		0	0
Excess (Deficiency) of Receipts/Revenues Over Disbursements/Expenditures			

Description: Enter Whole Numbers Only	Funct #	(300) Purchased Services	(400) Supplies & Materials
10 - EDUCATIONAL FUND (ED)			
INSTRUCTION (ED)	1000		
Regular Programs	1100	0	0
Tuition Payment to Charter Schools	1115	0	
Pre-K Programs	1125	0	0
Special Education Programs (Functions 1200 - 1220)	1200	250,000	400,000
Special Education Programs Pre-K	1225	1,601	1,500
Remedial and Supplemental Programs K-12	1250	0	0
Remedial and Supplemental Programs Pre-K	1275	0	0
Adult/Continuing Education Programs	1300	0	0
CTE Programs	1400	28,461	5,000
Interscholastic Programs	1500	0	0
Summer School Programs	1600	62,782	8,000
Gifted Programs	1650	0	0
Driver's Education Programs	1700	0	0
Bilingual Programs	1800	0	0
Truant Alternative & Optional Programs	1900	643	0
Pre-K Programs - Private Tuition	1910		
Regular K-12 Programs Private Tuition	1911		
Special Education Programs K-12 Private Tuition	1912		
Special Education Programs Pre-K Tuition	1913		
Remedial/Supplemental Programs K-12 Private Tuition	1914		
Remedial/Supplemental Programs Pre-K Private Tuition	1915		
Adult/Continuing Education Programs Private Tuition	1916		
CTE Programs Private Tuition	1917		
Interscholastic Programs Private Tuition	1918		
Summer School Programs Private Tuition	1919		
Gifted Programs Private Tuition	1920		
Bilingual Programs Private Tuition	1921		
Truants Alternative/Opt Ed Programs Private Tuition	1922		
Student Activity Fund Expenditures	1999		
Total Instruction14 (Without Student Activity Funds 1999)	1000	343,486	414,500
Total Instruction14 (With Student Activity Funds 1999)	1000	343,486	414,500
SUPPORT SERVICES (ED)	2000		
Support Services - Pupil	2100		
Attendance & Social Work Services	2110	13,171	1,000
Guidance Services	2120	23,810	10,000
Health Services	2130	39,627	45,000
Psychological Services	2140	50,267	4,500
Speech Pathology & Audiology Services	2150	85,871	12,069
Other Support Services - Pupils (Describe & Itemize)	2190	0	0
Total Support Services - Pupil	2100	212,746	72,569
Support Services - Instructional Staff	2200		
Improvement of Instruction Services	2210	211,779	20,000
Educational Media Services	2220	897,255	75,000
Assessment & Testing	2230	0	2,000
Total Support Services - Instructional Staff	2200	1,109,034	97,000
Support Services - General Administration	2300		
Board of Education Services	2310	50,000	5,328
Executive Administration Services	2320	46,920	20,000
Special Area Administration Services	2330	0	0
Tort Immunity Services	2361, 2365	0	0
Total Support Services - General Administration	2300	96,920	25,328
Support Services - School Administration	2400		
Office of the Principal Services	2410	3,288	4,500
Other Support Services - School Administration (Describe & Itemize)	2490	0	0
Total Support Services - School Administration	2400	3,288	4,500
Support Services - Business	2500		

Description: Enter Whole Numbers Only	Funct #	(300) Purchased Services	(400) Supplies & Materials
Direction of Business Support Services	2510	10,000	2,500
Fiscal Services	2520	25,000	8,500
Operation & Maintenance of Plant Services	2540	0	448
Pupil Transportation Services	2550	0	0
Food Services	2560	452,707	8,016
Internal Services	2570	0	0
Total Support Services - Business	2500	487,707	19,465
Support Services - Central	2600		
Direction of Central Support Services	2610	0	0
Planning, Research, Development & Evaluation Services	2620	0	0
Information Services	2630	0	0
Staff Services	2640	0	0
Data Processing Services	2660	31,545	16,603
Total Support Services - Central	2600	31,545	16,603
Other Support Services - Misc. (Describe & Itemize)	2900	0	0
Total Support Services	2000	1,941,240	235,465
COMMUNITY SERVICES (ED)	3000	15,274	35
PAYMENTS TO OTHER DIST & GOVT UNITS (ED)	4000		
Payments to Other Dist & Govt Units (In-State)	4100		
Payments for Regular Programs	4110	0	
Payments for Special Education Programs	4120	107,000	
Payments for Adult/Continuing Education Programs	4130	0	
Payments for CTE Programs	4140	0	
Payments for Community College Programs	4170	0	
Other Payments to In-State Govt Units - Programs (Describe & Itemize)	4190	0	
Total Payments to Other Dist & Govt Units (In-State)	4100	107,000	
Payments for Regular Programs - Tuition	4210		
Payments for Special Education Programs - Tuition	4220		
Payments for Adult/Continuing Education Programs - Tuition	4230		
Payments for CTE Programs - Tuition	4240		
Payments for Community College Programs - Tuition	4270		
Payments for Other Programs - Tuition	4280		
Other Payments to In-State Govt Units - Tuition (Describe & Itemize)	4290		
Total Payments to Other Dist & Govt Units - Tuition (In State)	4200		
Payments for Regular Programs - Transfers	4310		
Payments for Special Education Programs - Transfers	4320		
Payments for Adult/Continuing Ed Programs - Transfers	4330		
Payments for CTE Programs - Transfers	4340		
Payments for Community College Program - Transfers	4370		
Payments for Other Programs - Transfers	4380		
Other Payments to In-State Govt Units - Transfers (Describe & Itemize)	4390	0	
Total Payments to Other Dist & Govt Units-Transfers (In State)	4300	0	
Payments to Other Dist & Govt Units (Out of State)	4400	0	
Total Payments to Other Dist & Govt Units	4000	107,000	
DEBT SERVICE (ED)	5000		
Debt Service - Interest on Short-Term Debt	5100		
Tax Anticipation Warrants	5110		
Tax Anticipation Notes	5120		
Corporate Personal Property Repl Tax Anticipated Notes	5130		
State Aid Anticipation Certificates	5140		
Other Interest on Short-Term Debt (Describe & Itemize)	5150		
Total Debt Service - Interest on Short-Term Debt	5100		
Debt Service - Interest on Long-Term Debt	5200		
Total Debt Service	5000		
PROVISION FOR CONTINGENCIES (ED)	6000		
Total Direct Disbursements/Expenditures (without Student Activity Funds (1999))		2,407,000	650,000
Total Direct Disbursements/Expenditures (with Student Activity Funds (1999))		2,407,000	650,000
Excess (Deficiency) of Receipts/Revenues Over Disbursements/Expenditures (without Student Activity Funds 1999)			

Description: Enter Whole Numbers Only	Funct #	(300) Purchased Services	(400) Supplies & Materials
Excess (Deficiency) of Receipts/Revenues Over Disbursements/Expenditures (with Student Activity Funds 1999)			
20 - OPERATIONS AND MAINTENANCE FUND (O&M)			
SUPPORT SERVICES (O&M)	2000		
Support Services - Pupil	2100		
Other Support Services - Pupils <i>(Describe & Itemize)</i>	2190	0	0
Support Services - Business	2500		
Direction of Business Support Services	2510	0	0
Facilities Acquisition & Construction Services	2530	0	0
Operation & Maintenance of Plant Services	2540	2,500,000	625,282
Pupil Transportation Services	2550	0	0
Food Services	2560		
Total Support Services - Business	2500	2,500,000	625,282
Other Support Services - Misc. <i>(Describe & Itemize)</i>	2900	0	0
Total Support Services	2000	2,500,000	625,282
COMMUNITY SERVICES (O&M)	3000	0	0
PAYMENTS TO OTHER DIST & GOVT UNITS (O&M)	4000		
Payments to Other Dist & Govt Units (In-State)	4100		
Payments for Regular Programs	4110	0	
Payments for Special Education Programs	4120	0	
Payments for CTE Program	4140	0	
Other Payments to In-State Govt Units - Programs <i>(Describe & Itemize)</i>	4190	0	
Total Payments to Other Dist & Govt Units (In-State)	4100	0	
Payments to Other Dist & Govt Units (Out of State) 14	4400	0	
Total Payments to Other Dist & Govt Unit	4000	0	
DEBT SERVICE (O&M)	5000		
Debt Service - Interest on Short-Term Debt	5100		
Tax Anticipation Warrants	5110		
Tax Anticipation Notes	5120		
Corporate Personal Prop Repl Tax Anticipated Notes	5130		
State Aid Anticipation Certificates	5140		
Other Interest on Short-Term Debt <i>(Describe & Itemize)</i>	5150		
Total Debt Service - Interest on Short-Term Debt	5100		
Debt Service - Interest on Long-Term Debt	5200		
Total Debt Service	5000		
PROVISION FOR CONTINGENCIES (O&M)	6000		
Total Direct Disbursements/Expenditures		2,500,000	625,282
Excess (Deficiency) of Receipts/Revenues Over Disbursements/Expenditures			
30 - DEBT SERVICE FUND (DS)			
PAYMENTS TO OTHER DIST & GOVT UNITS (DS)	4000		
Payments to Other Dist & Govt Units (In-State)	4100		
Payments for Regular Programs	4110		
Payments for Special Education Programs	4120		
Other Payments to In-State Govt Units - Programs <i>(Describe & Itemize)</i>	4190		
Total Payments to Other Dist & Govt Units (In-State)	4000		
DEBT SERVICE (DS)	5000		
Debt Service - Interest on Short-Term Debt	5100		
Tax Anticipation Warrants	5110		
Tax Anticipation Notes	5120		
Corporate Personal Prop Repl Tax Anticipation Notes	5130		
State Aid Anticipation Certificates	5140		
Other Interest on Short-Term Debt <i>(Describe & Itemize)</i>	5150		
Total Debt Service - Interest On Short-Term Debt	5100		
Debt Service - Interest on Long-Term Debt	5200		
Debt Service - Payments of Principal on Long-Term Debt 15 (Lease/Purchase Principal Retired) <i>(Describe & Itemize)</i>	5300		
Debt Service - Other <i>(Describe & Itemize)</i>	5400	0	

Description: Enter Whole Numbers Only	Funct #	(300) Purchased Services	(400) Supplies & Materials
Total Debt Service	5000	0	
PROVISION FOR CONTINGENCIES (DS)	6000		
Total Direct Disbursements/Expenditures		0	
Excess (Deficiency) of Receipts/Revenues Over Disbursements/Expenditures			
40 - TRANSPORTATION FUND (TR)			
SUPPORT SERVICES (TR)	2000		
Support Services - Pupils	2100		
Other Support Services - Pupils <i>(Describe & Itemize)</i>	2190	0	0
Support Services - Business			
Pupil Transportation Services	2550	585,733	3,496
Other Support Services - Business <i>(Describe & Itemize)</i>	2900	0	0
Total Support Services	2000	585,733	3,496
COMMUNITY SERVICES (TR)	3000	0	0
PAYMENTS TO OTHER DIST & GOVT UNITS (TR)	4000		
Payments to Other Dist & Govt Units (In-State)	4100		
Payments for Regular Program	4110	0	
Payments for Special Education Programs	4120	0	
Payments for Adult/Continuing Education Programs	4130	0	
Payments for CTE Programs	4140	0	
Payments for Community College Programs	4170	0	
Other Payments to In-State Govt Units - Programs <i>(Describe & Itemize)</i>	4190	0	
Total Payments to Other Dist & Govt Units (In-State)	4100	0	
Payments to Other Dist & Govt Units (Out-of-State) <i>(Describe & Itemize)</i>	4400	0	
Total Payments to Other Dist & Govt Units	4000	0	
DEBT SERVICE (TR)	5000		
Debt Service - Interest on Short-Term Debt	5100		
Tax Anticipation Warrants	5110		
Tax Anticipation Notes	5120		
Corporate Personal Prop Repl Tax Anticipation Notes	5130		
State Aid Anticipation Certificates	5140		
Other Interest on Short-Term Debt <i>(Describe & Itemize)</i>	5150		
Total Debt Service - Interest On Short-Term Debt	5100		
Debt Service - Interest on Long-Term Debt	5200		
Debt Service - Payments of Principal on Long-Term Debt 15 (Lease/Purchase Principal Retired) <i>(Describe & Itemize)</i>	5300		
Debt Service - Other <i>(Describe & Itemize)</i>	5400		
Total Debt Service	5000		
PROVISION FOR CONTINGENCIES (TR)	6000		
Total Direct Disbursements/Expenditures		585,733	3,496
Excess (Deficiency) of Receipts/Revenues Over Disbursements/Expenditures			
50 - MUNICIPAL RETIREMENT/SOC SEC FUND (MR/SS)			
INSTRUCTION (MR/SS)	1000		
Regular Program	1100		
Pre-K Programs	1125		
Special Education Programs (Functions 1200-1220)	1200		
Special Education Programs Pre-K	1225		
Remedial and Supplemental Programs K-12	1250		
Remedial and Supplemental Programs Pre-K	1275		
Adult/Continuing Education Programs	1300		
CTE Programs	1400		
Interscholastic Programs	1500		
Summer School Programs	1600		
Gifted Programs	1650		
Driver's Education Programs	1700		
Bilingual Programs	1800		
Truant Alternative & Optional Programs	1900		

Description: Enter Whole Numbers Only	Funct #	(300) Purchased Services	(400) Supplies & Materials
Total Instruction	1000		
SUPPORT SERVICES (MR/SS)	2000		
Support Services - Pupil	2100		
Attendance & Social Work Services	2110		
Guidance Services	2120		
Health Services	2130		
Psychological Services	2140		
Speech Pathology & Audiology Services	2150		
Other Support Services - Pupils (<i>Describe & Itemize</i>)	2190		
Total Support Services - Pupil	2100		
Support Services - Instructional Staff	2200		
Improvement of Instruction Services	2210		
Educational Media Services	2220		
Assessment & Testing	2230		
Total Support Services - Instructional Staff	2200		
Support Services - General Administration	2300		
Board of Education Services	2310		
Executive Administration Services	2320		
Special Area Administrative Services	2330		
Claims Paid from Self Insurance Fund	2361		
Risk Management and Claims Services Payments	2365		
Total Support Services - General Administration	2300		
Support Services - School Administration	2400		
Office of the Principal Services	2410		
Other Support Services - School Administration (<i>Describe & Itemize</i>)	2490		
Total Support Services - School Administration	2400		
Support Services - Business	2500		
Direction of Business Support Services	2510		
Fiscal Services	2520		
Facilities Acquisition & Construction Services	2530		
Operation & Maintenance of Plant Service	2540		
Pupil Transportation Services	2550		
Food Services	2560		
Internal Services	2570		
Total Support Services - Business	2500		
Support Services - Central	2600		
Direction of Central Support Services	2610		
Planning, Research, Development & Evaluation Services	2620		
Information Services	2630		
Staff Services	2640		
Data Processing Services	2660		
Total Support Services - Central	2600		
Other Support Services - Misc. (<i>Describe & Itemize</i>)	2900		
Total Support Services	2000		
COMMUNITY SERVICES (MR/SS)	3000		
PAYMENTS TO OTHER DIST & GOVT UNITS (MR/SS)	4000		
Payments for Regular Programs	4110		
Payments for Special Education Programs	4120		
Payments for CTE Programs	4140		
Total Payments to Other Dist & Govt Units	4000		
DEBT SERVICE (MR/SS)	5000		
Debt Service - Interest on Short-Term Debt	5100		
Tax Anticipation Warrants	5110		
Tax Anticipation Notes	5120		
Corporate Personal Prop Repl Tax Anticipation Notes	5130		
State Aid Anticipation Certificates	5140		
Other Interest on Short-Term Debt (<i>Describe & Itemize</i>)	5150		
Total Debt Service	5000		

Description: Enter Whole Numbers Only	Funct #	(300) Purchased Services	(400) Supplies & Materials
PROVISION FOR CONTINGENCIES (MR/SS)	6000		
Total Direct Disbursements/Expenditures			
Excess (Deficiency) of Receipts/Revenues Over Disbursements/Expenditures			
60 - CAPITAL PROJECTS (CP)			
SUPPORT SERVICES (CP)	2000		
Support Services - Business			
Facilities Acquisition & Construction Services	2530	0	0
Other Support Services - Business <i>(Describe & Itemize)</i>	2900	0	0
Total Support Services	2000	0	0
PAYMENTS TO OTHER DIST & GOVT UNITS (CP)	4000		
Payments to Other Dist & Govt Units (In-State)	4100		
Payments to Regular Programs	4110	0	
Payment for Special Education Programs	4120	0	
Payment for CTE Programs	4140	0	
Payments to Other Govt Units - Programs (In-State) <i>(Describe & Itemize)</i>	4190	0	
Total Payments to Other Districts & Govt Units	4000	0	
PROVISION FOR CONTINGENCIES (CP)	6000		
Total Direct Disbursements/Expenditures		0	0
Excess (Deficiency) of Receipts/Revenues Over Disbursements/Expenditures			
70 WORKING CASH FUND (WC)			
80 - TORT FUND (TF)			
INSTRUCTION (TF)	1000		
Regular Programs	1100	0	0
Tuition Payment to Charter Schools	1115	0	
Pre-K Programs	1125	0	0
Special Education Programs (Functions 1200 - 1220)	1200	0	0
Special Education Programs Pre-K	1225	0	0
Remedial and Supplemental Programs K-12	1250	0	0
Remedial and Supplemental Programs Pre-K	1275	0	0
Adult/Continuing Education Programs	1300	0	0
CTE Programs	1400	0	0
Interscholastic Programs	1500	0	0
Summer School Programs	1600	0	0
Gifted Programs	1650	0	0
Driver's Education Programs	1700	0	0
Bilingual Programs	1800	0	0
Truant Alternative & Optional Programs	1900	0	0
Pre-K Programs - Private Tuition	1910		
Regular K-12 Programs Private Tuition	1911		
Special Education Programs K-12 Private Tuition	1912		
Special Education Programs Pre-K Tuition	1913		
Remedial/Supplemental Programs K-12 Private Tuition	1914		
Remedial/Supplemental Programs Pre-K Private Tuition	1915		
Adult/Continuing Education Programs Private Tuition	1916		
CTE Programs Private Tuition	1917		
Interscholastic Programs Private Tuition	1918		
Summer School Programs Private Tuition	1919		
Gifted Programs Private Tuition	1920		
Bilingual Programs Private Tuition	1921		
Truants Alternative/Opt Ed Programs Private Tuition	1922		
Total Instruction¹⁴	1000	0	0
SUPPORT SERVICES (TF)	2000		
Support Services - Pupil	2100		
Attendance & Social Work Services	2110	0	0
Guidance Services	2120	0	0
Health Services	2130	0	0

Description: Enter Whole Numbers Only	Funct #	(300) Purchased Services	(400) Supplies & Materials
Psychological Services	2140	0	0
Speech Pathology & Audiology Services	2150	0	0
Other Support Services - Pupils <i>(Describe & Itemize)</i>	2190	0	0
Total Support Services - Pupil	2100	0	0
Support Services - Instructional Staff	2200		
Improvement of Instruction Services	2210	0	0
Educational Media Services	2220	0	0
Assessment & Testing	2230	0	0
Total Support Services - Instructional Staff	2200	0	0
Support Services - General Administration	2300		
Board of Education Services	2310	0	0
Executive Administration Services	2320	0	0
Special Area Administration Services	2330	0	0
Claims Paid from Self Insurance Fund	2361	0	0
Risk Management and Claims Services Payments	2365	0	0
Total Support Services - General Administration	2300	0	0
Support Services - School Administration	2400		
Office of the Principal Services	2410	0	0
Other Support Services - School Administration <i>(Describe & Itemize)</i>	2490	0	0
Total Support Services - School Administration	2400	0	0
Support Services - Business	2500		
Direction of Business Support Services	2510	0	0
Fiscal Services	2520	0	0
Facilities Acquisition & Construction Services	2530	0	0
Operation & Maintenance of Plant Services	2540	0	0
Pupil Transportation Services	2550	0	0
Food Services	2560	0	0
Internal Services	2570	0	0
Total Support Services - Business	2500	0	0
Support Services - Central	2600		
Direction of Central Support Services	2610	0	0
Planning, Research, Development & Evaluation Services	2620	0	0
Information Services	2630	0	0
Staff Services	2640	0	0
Data Processing Services	2660	0	0
Total Support Services - Central	2600	0	0
Other Support Services - Misc. <i>(Describe & Itemize)</i>	2900	0	0
Total Support Services	2000	0	0
COMMUNITY SERVICES (TF)	3000	0	0
PAYMENTS TO OTHER DIST & GOVT UNITS (TF)	4000		
Payments to Other Dist & Govt Units (In-State)	4100		
Payments for Regular Programs	4110	0	
Payments for Special Education Programs	4120	0	
Payments for Adult/Continuing Education Programs	4130	0	
Payments for CTE Programs	4140	0	
Payments for Community College Programs	4170	0	
Other Payments to In-State Govt Units - Programs <i>(Describe & Itemize)</i>	4190	0	
Total Payments to Other Dist & Govt Units (In-State)	4100	0	
Payments for Regular Programs - Tuition	4210		
Payments for Special Education Programs - Tuition	4220		
Payments for Adult/Continuing Education Programs - Tuition	4230		
Payments for CTE Programs - Tuition	4240		
Payments for Community College Programs - Tuition	4270		
Payments for Other Programs - Tuition	4280		
Other Payments to In-State Govt Units - Tuition <i>(Describe & Itemize)</i>	4290		
Total Payments to Other Dist & Govt Units - Tuition (In State)	4200		
Payments for Regular Programs - Transfers	4310		
Payments for Special Education Programs - Transfers	4320		
Payments for Adult/Continuing Ed Programs - Transfers	4330		

Description: Enter Whole Numbers Only	Funct #	(300) Purchased Services	(400) Supplies & Materials
Payments for CTE Programs - Transfers	4340		
Payments for Community College Program - Transfers	4370		
Payments for Other Programs - Transfers	4380		
Other Payments to In-State Govt Units - Transfers <i>(Describe & Itemize)</i>	4390	0	
Total Payments to Other Dist & Govt Units-Transfers (In State)	4300	0	
Payments to Other Dist & Govt Units (Out of State)	4400	0	
Total Payments to Other Dist & Govt Units	4000	0	
DEBT SERVICE (TF)	5000		
Debt Service - Interest on Short-Term Debt			
Tax Anticipation Warrants	5110		
Tax Anticipation Notes	5120		
Corporate Personal Property Replacement Tax Anticipation Notes	5130		
State Aid Anticipation Certificates	5140		
Other Interest or Short-Term Debt <i>(Describe & Itemize)</i>	5150		
Debt Service - Interest on Long-Term Debt	5200		
Debt Service - Payments of Principal on Long-Term Debt 15 (Lease/Purchase Principal Retired) <i>(Describe & Itemize)</i>	5300		
Debt Service - Other <i>(Describe & Itemize)</i>	5400	0	
Total Debt Service	5000	0	
PROVISION FOR CONTINGENCIES (TF)	6000		
Total Direct Disbursements/Expenditures		0	0
Excess (Deficiency) of Receipts/Revenues Over Disbursements/Expenditures			
90 - FIRE PREVENTION & SAFETY FUND (FP&S)			
SUPPORT SERVICES (FP&S)	2000		
Support Services - Business	2500		
Facilities Acquisition & Construction Services	2530	0	0
Operation & Maintenance of Plant Service	2540	0	0
Total Support Services - Business	2500	0	0
Other Support Services - Misc. <i>(Describe & Itemize)</i>	2900	0	0
Total Support Services	2000	0	0
PAYMENTS TO OTHER DISTRICTS & GOVT UNITS (FP&S)	4000		
Payments to Regular Programs	4110		
Payments to Special Education Programs	4120		
Other Payments to In-State Govt Units - Programs <i>(Describe & Itemize)</i>	4190		
Total Payments to Other Districts & Govt Units (FPS)	4000		
DEBT SERVICE (FP&S)	5000		
Debt Service - Interest on Short-Term Debt	5100		
Tax Anticipation Warrants	5110		
Other Interest on Short-Term Debt <i>(Describe & Itemize)</i>	5150		
Total Debt Service - Interest on Short-Term Debt	5100		
Debt Service - Interest on Long-Term Debt	5200		
Debt Service - Payments of Principal on Long-Term Debt 15 (Lease/Purchase Principal Retired) <i>(Describe & Itemize)</i>	5300		
Total Debt Service	5000		
PROVISIONS FOR CONTINGENCIES (FP&S)	6000		
Total Direct Disbursements/Expenditures		0	0
Excess (Deficiency) of Receipts/Revenues Over Disbursements/Expenditures			

Description: Enter Whole Numbers Only	Funct #	(500) Capital Outlay	(600) Other Objects
10 - EDUCATIONAL FUND (ED)			
INSTRUCTION (ED)	1000		
Regular Programs	1100	0	0
Tuition Payment to Charter Schools	1115		
Pre-K Programs	1125	0	0
Special Education Programs (Functions 1200 - 1220)	1200	17,986	15,000
Special Education Programs Pre-K	1225	0	0
Remedial and Supplemental Programs K-12	1250	0	0
Remedial and Supplemental Programs Pre-K	1275	0	0
Adult/Continuing Education Programs	1300	0	0
CTE Programs	1400	0	0
Interscholastic Programs	1500	0	0
Summer School Programs	1600	0	0
Gifted Programs	1650	0	0
Driver's Education Programs	1700	0	0
Bilingual Programs	1800	0	0
Truant Alternative & Optional Programs	1900	0	0
Pre-K Programs - Private Tuition	1910		0
Regular K-12 Programs Private Tuition	1911		0
Special Education Programs K-12 Private Tuition	1912		1,435,093
Special Education Programs Pre-K Tuition	1913		0
Remedial/Supplemental Programs K-12 Private Tuition	1914		0
Remedial/Supplemental Programs Pre-K Private Tuition	1915		0
Adult/Continuing Education Programs Private Tuition	1916		0
CTE Programs Private Tuition	1917		0
Interscholastic Programs Private Tuition	1918		0
Summer School Programs Private Tuition	1919		0
Gifted Programs Private Tuition	1920		0
Bilingual Programs Private Tuition	1921		0
Truants Alternative/Opt Ed Programs Private Tuition	1922		0
Student Activity Fund Expenditures	1999		0
Total Instruction14 (Without Student Activity Funds 1999)	1000	17,986	1,450,093
Total Instruction14 (With Student Activity Funds 1999)	1000	17,986	1,450,093
SUPPORT SERVICES (ED)	2000		
Support Services - Pupil	2100		
Attendance & Social Work Services	2110	0	0
Guidance Services	2120	0	0
Health Services	2130	0	25,000
Psychological Services	2140	0	0
Speech Pathology & Audiology Services	2150	0	57,332
Other Support Services - Pupils (Describe & Itemize)	2190	0	0
Total Support Services - Pupil	2100	0	82,332
Support Services - Instructional Staff	2200		
Improvement of Instruction Services	2210	0	150,000
Educational Media Services	2220	15,014	0
Assessment & Testing	2230	0	0
Total Support Services - Instructional Staff	2200	15,014	150,000
Support Services - General Administration	2300		
Board of Education Services	2310	0	0
Executive Administration Services	2320	2,000	35,000
Special Area Administration Services	2330	0	0
Tort Immunity Services	2361, 2365	0	75
Total Support Services - General Administration	2300	2,000	35,075
Support Services - School Administration	2400		
Office of the Principal Services	2410	0	12,500
Other Support Services - School Administration (Describe & Itemize)	2490	0	0
Total Support Services - School Administration	2400	0	12,500
Support Services - Business	2500		

Description: Enter Whole Numbers Only	Funct #	(500) Capital Outlay	(600) Other Objects
Direction of Business Support Services	2510	0	10,000
Fiscal Services	2520	0	0
Operation & Maintenance of Plant Services	2540	0	0
Pupil Transportation Services	2550	0	0
Food Services	2560	0	0
Internal Services	2570	0	0
Total Support Services - Business	2500	0	10,000
Support Services - Central	2600		
Direction of Central Support Services	2610	0	0
Planning, Research, Development & Evaluation Services	2620	0	0
Information Services	2630	0	0
Staff Services	2640	0	0
Data Processing Services	2660	65,000	0
Total Support Services - Central	2600	65,000	0
Other Support Services - Misc. (Describe & Itemize)	2900	0	0
Total Support Services	2000	82,014	289,907
COMMUNITY SERVICES (ED)	3000	0	0
PAYMENTS TO OTHER DIST & GOVT UNITS (ED)	4000		
Payments to Other Dist & Govt Units (In-State)	4100		
Payments for Regular Programs	4110		0
Payments for Special Education Programs	4120		0
Payments for Adult/Continuing Education Programs	4130		0
Payments for CTE Programs	4140		0
Payments for Community College Programs	4170		0
Other Payments to In-State Govt Units - Programs (Describe & Itemize)	4190		0
Total Payments to Other Dist & Govt Units (In-State)	4100		0
Payments for Regular Programs - Tuition	4210		0
Payments for Special Education Programs - Tuition	4220		0
Payments for Adult/Continuing Education Programs - Tuition	4230		0
Payments for CTE Programs - Tuition	4240		0
Payments for Community College Programs - Tuition	4270		0
Payments for Other Programs - Tuition	4280		0
Other Payments to In-State Govt Units - Tuition (Describe & Itemize)	4290		0
Total Payments to Other Dist & Govt Units - Tuition (In State)	4200		0
Payments for Regular Programs - Transfers	4310		0
Payments for Special Education Programs - Transfers	4320		0
Payments for Adult/Continuing Ed Programs - Transfers	4330		0
Payments for CTE Programs - Transfers	4340		0
Payments for Community College Program - Transfers	4370		0
Payments for Other Programs - Transfers	4380		0
Other Payments to In-State Govt Units - Transfers (Describe & Itemize)	4390		0
Total Payments to Other Dist & Govt Units-Transfers (In State)	4300		0
Payments to Other Dist & Govt Units (Out of State)	4400		0
Total Payments to Other Dist & Govt Units	4000		0
DEBT SERVICE (ED)	5000		
Debt Service - Interest on Short-Term Debt	5100		
Tax Anticipation Warrants	5110		0
Tax Anticipation Notes	5120		0
Corporate Personal Property Repl Tax Anticipated Notes	5130		0
State Aid Anticipation Certificates	5140		0
Other Interest on Short-Term Debt (Describe & Itemize)	5150		0
Total Debt Service - Interest on Short-Term Debt	5100		0
Debt Service - Interest on Long-Term Debt	5200		0
Total Debt Service	5000		0
PROVISION FOR CONTINGENCIES (ED)	6000		0
Total Direct Disbursements/Expenditures (without Student Activity Funds (1999))		100,000	1,740,000
Total Direct Disbursements/Expenditures (with Student Activity Funds (1999))		100,000	1,740,000
Excess (Deficiency) of Receipts/Revenues Over Disbursements/Expenditures (without Student Activity Funds 1999)			

Description: Enter Whole Numbers Only	Funct #	(500) Capital Outlay	(600) Other Objects
Excess (Deficiency) of Receipts/Revenues Over Disbursements/Expenditures (with Student Activity Funds 1999)			
20 - OPERATIONS AND MAINTENANCE FUND (O&M)			
SUPPORT SERVICES (O&M)	2000		
Support Services - Pupil	2100		
Other Support Services - Pupils <i>(Describe & Itemize)</i>	2190	0	0
Support Services - Business	2500		
Direction of Business Support Services	2510	0	0
Facilities Acquisition & Construction Services	2530	0	0
Operation & Maintenance of Plant Services	2540	500,000	500
Pupil Transportation Services	2550	0	0
Food Services	2560	0	
Total Support Services - Business	2500	500,000	500
Other Support Services - Misc. <i>(Describe & Itemize)</i>	2900	0	0
Total Support Services	2000	500,000	500
COMMUNITY SERVICES (O&M)	3000	0	0
PAYMENTS TO OTHER DIST & GOVT UNITS (O&M)	4000		
Payments to Other Dist & Govt Units (In-State)	4100		
Payments for Regular Programs	4110		0
Payments for Special Education Programs	4120		0
Payments for CTE Program	4140		0
Other Payments to In-State Govt Units - Programs <i>(Describe & Itemize)</i>	4190		0
Total Payments to Other Dist & Govt Units (In-State)	4100		0
Payments to Other Dist & Govt Units (Out of State) 14	4400		0
Total Payments to Other Dist & Govt Unit	4000		0
DEBT SERVICE (O&M)	5000		
Debt Service - Interest on Short-Term Debt	5100		
Tax Anticipation Warrants	5110		0
Tax Anticipation Notes	5120		0
Corporate Personal Prop Repl Tax Anticipated Notes	5130		0
State Aid Anticipation Certificates	5140		0
Other Interest on Short-Term Debt <i>(Describe & Itemize)</i>	5150		0
Total Debt Service - Interest on Short-Term Debt	5100		0
Debt Service - Interest on Long-Term Debt	5200		0
Total Debt Service	5000		0
PROVISION FOR CONTINGENCIES (O&M)	6000		0
Total Direct Disbursements/Expenditures		500,000	500
Excess (Deficiency) of Receipts/Revenues Over Disbursements/Expenditures			
30 - DEBT SERVICE FUND (DS)			
PAYMENTS TO OTHER DIST & GOVT UNITS (DS)	4000		
Payments to Other Dist & Govt Units (In-State)	4100		
Payments for Regular Programs	4110		0
Payments for Special Education Programs	4120		0
Other Payments to In-State Govt Units - Programs <i>(Describe & Itemize)</i>	4190		0
Total Payments to Other Dist & Govt Units (In-State)	4000		0
DEBT SERVICE (DS)	5000		
Debt Service - Interest on Short-Term Debt	5100		
Tax Anticipation Warrants	5110		0
Tax Anticipation Notes	5120		0
Corporate Personal Prop Repl Tax Anticipation Notes	5130		0
State Aid Anticipation Certificates	5140		0
Other Interest on Short-Term Debt <i>(Describe & Itemize)</i>	5150		0
Total Debt Service - Interest On Short-Term Debt	5100		0
Debt Service - Interest on Long-Term Debt	5200		38,000
Debt Service - Payments of Principal on Long-Term Debt 15 (Lease/Purchase Principal Retired) <i>(Describe & Itemize)</i>	5300		240,000
Debt Service - Other <i>(Describe & Itemize)</i>	5400		350

Description: Enter Whole Numbers Only	Funct #	(500) Capital Outlay	(600) Other Objects
Total Debt Service	5000		278,350
PROVISION FOR CONTINGENCIES (DS)	6000		0
Total Direct Disbursements/Expenditures			278,350
Excess (Deficiency) of Receipts/Revenues Over Disbursements/Expenditures			

40 - TRANSPORTATION FUND (TR)			
SUPPORT SERVICES (TR)	2000		
Support Services - Pupils	2100		
Other Support Services - Pupils <i>(Describe & Itemize)</i>	2190	0	0
Support Services - Business			
Pupil Transportation Services	2550	0	0
Other Support Services - Business <i>(Describe & Itemize)</i>	2900	0	0
Total Support Services	2000	0	0
COMMUNITY SERVICES (TR)	3000	0	0
PAYMENTS TO OTHER DIST & GOVT UNITS (TR)	4000		
Payments to Other Dist & Govt Units (In-State)	4100		
Payments for Regular Program	4110		0
Payments for Special Education Programs	4120		0
Payments for Adult/Continuing Education Programs	4130		0
Payments for CTE Programs	4140		0
Payments for Community College Programs	4170		0
Other Payments to In-State Govt Units - Programs <i>(Describe & Itemize)</i>	4190		0
Total Payments to Other Dist & Govt Units (In-State)	4100		0
Payments to Other Dist & Govt Units (Out-of-State) <i>(Describe & Itemize)</i>	4400		0
Total Payments to Other Dist & Govt Units	4000		0
DEBT SERVICE (TR)	5000		
Debt Service - Interest on Short-Term Debt	5100		
Tax Anticipation Warrants	5110		0
Tax Anticipation Notes	5120		0
Corporate Personal Prop Repl Tax Anticipation Notes	5130		0
State Aid Anticipation Certificates	5140		0
Other Interest on Short-Term Debt <i>(Describe & Itemize)</i>	5150		0
Total Debt Service - Interest On Short-Term Debt	5100		0
Debt Service - Interest on Long-Term Debt	5200		0
Debt Service - Payments of Principal on Long-Term Debt 15 (Lease/Purchase Principal Retired) <i>(Describe & Itemize)</i>	5300		0
Debt Service - Other <i>(Describe & Itemize)</i>	5400		0
Total Debt Service	5000		0
PROVISION FOR CONTINGENCIES (TR)	6000		0
Total Direct Disbursements/Expenditures		0	0
Excess (Deficiency) of Receipts/Revenues Over Disbursements/Expenditures			

50 - MUNICIPAL RETIREMENT/SOC SEC FUND (MR/SS)			
INSTRUCTION (MR/SS)	1000		
Regular Program	1100		
Pre-K Programs	1125		
Special Education Programs (Functions 1200-1220)	1200		
Special Education Programs Pre-K	1225		
Remedial and Supplemental Programs K-12	1250		
Remedial and Supplemental Programs Pre-K	1275		
Adult/Continuing Education Programs	1300		
CTE Programs	1400		
Interscholastic Programs	1500		
Summer School Programs	1600		
Gifted Programs	1650		
Driver's Education Programs	1700		
Bilingual Programs	1800		
Truant Alternative & Optional Programs	1900		

Description: Enter Whole Numbers Only	Funct #	(500) Capital Outlay	(600) Other Objects
Total Instruction	1000		
SUPPORT SERVICES (MR/SS)	2000		
Support Services - Pupil	2100		
Attendance & Social Work Services	2110		
Guidance Services	2120		
Health Services	2130		
Psychological Services	2140		
Speech Pathology & Audiology Services	2150		
Other Support Services - Pupils (<i>Describe & Itemize</i>)	2190		
Total Support Services - Pupil	2100		
Support Services - Instructional Staff	2200		
Improvement of Instruction Services	2210		
Educational Media Services	2220		
Assessment & Testing	2230		
Total Support Services - Instructional Staff	2200		
Support Services - General Administration	2300		
Board of Education Services	2310		
Executive Administration Services	2320		
Special Area Administrative Services	2330		
Claims Paid from Self Insurance Fund	2361		
Risk Management and Claims Services Payments	2365		
Total Support Services - General Administration	2300		
Support Services - School Administration	2400		
Office of the Principal Services	2410		
Other Support Services - School Administration (<i>Describe & Itemize</i>)	2490		
Total Support Services - School Administration	2400		
Support Services - Business	2500		
Direction of Business Support Services	2510		
Fiscal Services	2520		
Facilities Acquisition & Construction Services	2530		
Operation & Maintenance of Plant Service	2540		
Pupil Transportation Services	2550		
Food Services	2560		
Internal Services	2570		
Total Support Services - Business	2500		
Support Services - Central	2600		
Direction of Central Support Services	2610		
Planning, Research, Development & Evaluation Services	2620		
Information Services	2630		
Staff Services	2640		
Data Processing Services	2660		
Total Support Services - Central	2600		
Other Support Services - Misc. (<i>Describe & Itemize</i>)	2900		
Total Support Services	2000		
COMMUNITY SERVICES (MR/SS)	3000		
PAYMENTS TO OTHER DIST & GOVT UNITS (MR/SS)	4000		
Payments for Regular Programs	4110		
Payments for Special Education Programs	4120		
Payments for CTE Programs	4140		
Total Payments to Other Dist & Govt Units	4000		
DEBT SERVICE (MR/SS)	5000		
Debt Service - Interest on Short-Term Debt	5100		
Tax Anticipation Warrants	5110		0
Tax Anticipation Notes	5120		0
Corporate Personal Prop Repl Tax Anticipation Notes	5130		0
State Aid Anticipation Certificates	5140		0
Other Interest on Short-Term Debt (<i>Describe & Itemize</i>)	5150		0
Total Debt Service	5000		0

Description: Enter Whole Numbers Only	Funct #	(500) Capital Outlay	(600) Other Objects
PROVISION FOR CONTINGENCIES (MR/SS)	6000		0
Total Direct Disbursements/Expenditures			0
Excess (Deficiency) of Receipts/Revenues Over Disbursements/Expenditures			

60 - CAPITAL PROJECTS (CP)			
SUPPORT SERVICES (CP)	2000		
Support Services - Business			
Facilities Acquisition & Construction Services	2530	0	0
Other Support Services - Business <i>(Describe & Itemize)</i>	2900	0	0
Total Support Services	2000	0	0
PAYMENTS TO OTHER DIST & GOVT UNITS (CP)	4000		
Payments to Other Dist & Govt Units (In-State)	4100		
Payments to Regular Programs	4110		0
Payment for Special Education Programs	4120		0
Payment for CTE Programs	4140		0
Payments to Other Govt Units - Programs (In-State) <i>(Describe & Itemize)</i>	4190		0
Total Payments to Other Districts & Govt Units	4000		0
PROVISION FOR CONTINGENCIES (CP)	6000		0
Total Direct Disbursements/Expenditures		0	0
Excess (Deficiency) of Receipts/Revenues Over Disbursements/Expenditures			

70 WORKING CASH FUND (WC)			
----------------------------------	--	--	--

80 - TORT FUND (TF)			
INSTRUCTION (TF)	1000		
Regular Programs	1100	0	0
Tuition Payment to Charter Schools	1115		
Pre-K Programs	1125	0	0
Special Education Programs (Functions 1200 - 1220)	1200	0	0
Special Education Programs Pre-K	1225	0	0
Remedial and Supplemental Programs K-12	1250	0	0
Remedial and Supplemental Programs Pre-K	1275	0	0
Adult/Continuing Education Programs	1300	0	0
CTE Programs	1400	0	0
Interscholastic Programs	1500	0	0
Summer School Programs	1600	0	0
Gifted Programs	1650	0	0
Driver's Education Programs	1700	0	0
Bilingual Programs	1800	0	0
Truant Alternative & Optional Programs	1900	0	0
Pre-K Programs - Private Tuition	1910		0
Regular K-12 Programs Private Tuition	1911		0
Special Education Programs K-12 Private Tuition	1912		0
Special Education Programs Pre-K Tuition	1913		0
Remedial/Supplemental Programs K-12 Private Tuition	1914		0
Remedial/Supplemental Programs Pre-K Private Tuition	1915		0
Adult/Continuing Education Programs Private Tuition	1916		0
CTE Programs Private Tuition	1917		0
Interscholastic Programs Private Tuition	1918		0
Summer School Programs Private Tuition	1919		0
Gifted Programs Private Tuition	1920		0
Bilingual Programs Private Tuition	1921		0
Truants Alternative/Opt Ed Programs Private Tuition	1922		0
Total Instruction¹⁴	1000	0	0
SUPPORT SERVICES (TF)	2000		
Support Services - Pupil	2100		
Attendance & Social Work Services	2110	0	0
Guidance Services	2120	0	0
Health Services	2130	0	0

Description: Enter Whole Numbers Only	Funct #	(500) Capital Outlay	(600) Other Objects
Psychological Services	2140	0	0
Speech Pathology & Audiology Services	2150	0	0
Other Support Services - Pupils <i>(Describe & Itemize)</i>	2190	0	0
Total Support Services - Pupil	2100	0	0
Support Services - Instructional Staff	2200		
Improvement of Instruction Services	2210	0	0
Educational Media Services	2220	0	0
Assessment & Testing	2230	0	0
Total Support Services - Instructional Staff	2200	0	0
Support Services - General Administration	2300		
Board of Education Services	2310	0	0
Executive Administration Services	2320	0	0
Special Area Administration Services	2330	0	0
Claims Paid from Self Insurance Fund	2361	0	0
Risk Management and Claims Services Payments	2365	0	0
Total Support Services - General Administration	2300	0	0
Support Services - School Administration	2400		
Office of the Principal Services	2410	0	0
Other Support Services - School Administration <i>(Describe & Itemize)</i>	2490	0	0
Total Support Services - School Administration	2400	0	0
Support Services - Business	2500		
Direction of Business Support Services	2510	0	0
Fiscal Services	2520	0	0
Facilities Acquisition & Construction Services	2530	0	0
Operation & Maintenance of Plant Services	2540	0	0
Pupil Transportation Services	2550	0	0
Food Services	2560	0	0
Internal Services	2570	0	0
Total Support Services - Business	2500	0	0
Support Services - Central	2600		
Direction of Central Support Services	2610	0	0
Planning, Research, Development & Evaluation Services	2620	0	0
Information Services	2630	0	0
Staff Services	2640	0	0
Data Processing Services	2660	0	0
Total Support Services - Central	2600	0	0
Other Support Services - Misc. <i>(Describe & Itemize)</i>	2900	0	0
Total Support Services	2000	0	0
COMMUNITY SERVICES (TF)	3000	0	0
PAYMENTS TO OTHER DIST & GOVT UNITS (TF)	4000		
Payments to Other Dist & Govt Units (In-State)	4100		
Payments for Regular Programs	4110		0
Payments for Special Education Programs	4120		0
Payments for Adult/Continuing Education Programs	4130		0
Payments for CTE Programs	4140		0
Payments for Community College Programs	4170		0
Other Payments to In-State Govt Units - Programs <i>(Describe & Itemize)</i>	4190		0
Total Payments to Other Dist & Govt Units (In-State)	4100		0
Payments for Regular Programs - Tuition	4210		0
Payments for Special Education Programs - Tuition	4220		0
Payments for Adult/Continuing Education Programs - Tuition	4230		0
Payments for CTE Programs - Tuition	4240		0
Payments for Community College Programs - Tuition	4270		0
Payments for Other Programs - Tuition	4280		0
Other Payments to In-State Govt Units - Tuition <i>(Describe & Itemize)</i>	4290		0
Total Payments to Other Dist & Govt Units - Tuition (In State)	4200		0
Payments for Regular Programs - Transfers	4310		0
Payments for Special Education Programs - Transfers	4320		0
Payments for Adult/Continuing Ed Programs - Transfers	4330		0

Description: Enter Whole Numbers Only	Funct #	(500) Capital Outlay	(600) Other Objects
Payments for CTE Programs - Transfers	4340		0
Payments for Community College Program - Transfers	4370		0
Payments for Other Programs - Transfers	4380		0
Other Payments to In-State Govt Units - Transfers <i>(Describe & Itemize)</i>	4390		0
Total Payments to Other Dist & Govt Units-Transfers (In State)	4300		0
Payments to Other Dist & Govt Units (Out of State)	4400		0
Total Payments to Other Dist & Govt Units	4000		0
DEBT SERVICE (TF)	5000		
Debt Service - Interest on Short-Term Debt			
Tax Anticipation Warrants	5110		0
Tax Anticipation Notes	5120		0
Corporate Personal Property Replacement Tax Anticipation Notes	5130		0
State Aid Anticipation Certificates	5140		0
Other Interest or Short-Term Debt <i>(Describe & Itemize)</i>	5150		0
Debt Service - Interest on Long-Term Debt	5200		0
Debt Service - Payments of Principal on Long-Term Debt 15 (Lease/Purchase Principal Retired) <i>(Describe & Itemize)</i>	5300		0
Debt Service - Other <i>(Describe & Itemize)</i>	5400		0
Total Debt Service	5000		0
PROVISION FOR CONTINGENCIES (TF)	6000		0
Total Direct Disbursements/Expenditures		0	0
Excess (Deficiency) of Receipts/Revenues Over Disbursements/Expenditures			
90 - FIRE PREVENTION & SAFETY FUND (FP&S)			
SUPPORT SERVICES (FP&S)	2000		
Support Services - Business	2500		
Facilities Acquisition & Construction Services	2530	0	0
Operation & Maintenance of Plant Service	2540	0	0
Total Support Services - Business	2500	0	0
Other Support Services - Misc. <i>(Describe & Itemize)</i>	2900	0	0
Total Support Services	2000	0	0
PAYMENTS TO OTHER DISTRICTS & GOVT UNITS (FP&S)	4000		
Payments to Regular Programs	4110		0
Payments to Special Education Programs	4120		0
Other Payments to In-State Govt Units - Programs <i>(Describe & Itemize)</i>	4190		0
Total Payments to Other Districts & Govt Units (FPS)	4000		0
DEBT SERVICE (FP&S)	5000		
Debt Service - Interest on Short-Term Debt	5100		
Tax Anticipation Warrants	5110		0
Other Interest on Short-Term Debt <i>(Describe & Itemize)</i>	5150		0
Total Debt Service - Interest on Short-Term Debt	5100		0
Debt Service - Interest on Long-Term Debt	5200		0
Debt Service - Payments of Principal on Long-Term Debt 15 (Lease/Purchase Principal Retired) <i>(Describe & Itemize)</i>	5300		0
Total Debt Service	5000		0
PROVISIONS FOR CONTINGENCIES (FP&S)	6000		0
Total Direct Disbursements/Expenditures		0	0
Excess (Deficiency) of Receipts/Revenues Over Disbursements/Expenditures			

Description: Enter Whole Numbers Only	Funct #	(700) Non-Capitalized Equipment	(800) Termination Benefits
10 - EDUCATIONAL FUND (ED)			
INSTRUCTION (ED)	1000		
Regular Programs	1100	0	0
Tuition Payment to Charter Schools	1115		
Pre-K Programs	1125	0	0
Special Education Programs (Functions 1200 - 1220)	1200	47,778	0
Special Education Programs Pre-K	1225	0	0
Remedial and Supplemental Programs K-12	1250	0	0
Remedial and Supplemental Programs Pre-K	1275	0	0
Adult/Continuing Education Programs	1300	0	0
CTE Programs	1400	0	0
Interscholastic Programs	1500	0	0
Summer School Programs	1600	0	0
Gifted Programs	1650	0	0
Driver's Education Programs	1700	0	0
Bilingual Programs	1800	0	0
Truant Alternative & Optional Programs	1900	0	0
Pre-K Programs - Private Tuition	1910		
Regular K-12 Programs Private Tuition	1911		
Special Education Programs K-12 Private Tuition	1912		
Special Education Programs Pre-K Tuition	1913		
Remedial/Supplemental Programs K-12 Private Tuition	1914		
Remedial/Supplemental Programs Pre-K Private Tuition	1915		
Adult/Continuing Education Programs Private Tuition	1916		
CTE Programs Private Tuition	1917		
Interscholastic Programs Private Tuition	1918		
Summer School Programs Private Tuition	1919		
Gifted Programs Private Tuition	1920		
Bilingual Programs Private Tuition	1921		
Truants Alternative/Opt Ed Programs Private Tuition	1922		
Student Activity Fund Expenditures	1999		
Total Instruction14 (Without Student Activity Funds 1999)	1000	47,778	0
Total Instruction14 (With Student Activity Funds 1999)	1000	47,778	0
SUPPORT SERVICES (ED)	2000		
Support Services - Pupil	2100		
Attendance & Social Work Services	2110	0	0
Guidance Services	2120	0	0
Health Services	2130	3,078	0
Psychological Services	2140	1,224	0
Speech Pathology & Audiology Services	2150	35,000	0
Other Support Services - Pupils (Describe & Itemize)	2190	0	0
Total Support Services - Pupil	2100	39,302	0
Support Services - Instructional Staff	2200		
Improvement of Instruction Services	2210	0	0
Educational Media Services	2220	111,752	0
Assessment & Testing	2230	0	0
Total Support Services - Instructional Staff	2200	111,752	0
Support Services - General Administration	2300		
Board of Education Services	2310	0	0
Executive Administration Services	2320	0	0
Special Area Administration Services	2330	0	0
Tort Immunity Services	2361, 2365	0	0
Total Support Services - General Administration	2300	0	0
Support Services - School Administration	2400		
Office of the Principal Services	2410	0	0
Other Support Services - School Administration (Describe & Itemize)	2490	0	0
Total Support Services - School Administration	2400	0	0
Support Services - Business	2500		

Description: Enter Whole Numbers Only	Funct #	(700) Non-Capitalized Equipment	(800) Termination Benefits
Direction of Business Support Services	2510	12,746	0
Fiscal Services	2520	0	0
Operation & Maintenance of Plant Services	2540	0	0
Pupil Transportation Services	2550	0	0
Food Services	2560	0	0
Internal Services	2570	0	0
Total Support Services - Business	2500	12,746	0
Support Services - Central	2600		
Direction of Central Support Services	2610	0	0
Planning, Research, Development & Evaluation Services	2620	0	0
Information Services	2630	0	0
Staff Services	2640	0	0
Data Processing Services	2660	38,422	0
Total Support Services - Central	2600	38,422	0
Other Support Services - Misc. (Describe & Itemize)	2900	0	0
Total Support Services	2000	202,222	0
COMMUNITY SERVICES (ED)	3000	0	0
PAYMENTS TO OTHER DIST & GOVT UNITS (ED)	4000		
Payments to Other Dist & Govt Units (In-State)	4100		
Payments for Regular Programs	4110		
Payments for Special Education Programs	4120		
Payments for Adult/Continuing Education Programs	4130		
Payments for CTE Programs	4140		
Payments for Community College Programs	4170		
Other Payments to In-State Govt Units - Programs (Describe & Itemize)	4190		
Total Payments to Other Dist & Govt Units (In-State)	4100		
Payments for Regular Programs - Tuition	4210		
Payments for Special Education Programs - Tuition	4220		
Payments for Adult/Continuing Education Programs - Tuition	4230		
Payments for CTE Programs - Tuition	4240		
Payments for Community College Programs - Tuition	4270		
Payments for Other Programs - Tuition	4280		
Other Payments to In-State Govt Units - Tuition (Describe & Itemize)	4290		
Total Payments to Other Dist & Govt Units - Tuition (In State)	4200		
Payments for Regular Programs - Transfers	4310		
Payments for Special Education Programs - Transfers	4320		
Payments for Adult/Continuing Ed Programs - Transfers	4330		
Payments for CTE Programs - Transfers	4340		
Payments for Community College Program - Transfers	4370		
Payments for Other Programs - Transfers	4380		
Other Payments to In-State Govt Units - Transfers (Describe & Itemize)	4390		
Total Payments to Other Dist & Govt Units-Transfers (In State)	4300		
Payments to Other Dist & Govt Units (Out of State)	4400		
Total Payments to Other Dist & Govt Units	4000		
DEBT SERVICE (ED)	5000		
Debt Service - Interest on Short-Term Debt	5100		
Tax Anticipation Warrants	5110		
Tax Anticipation Notes	5120		
Corporate Personal Property Repl Tax Anticipated Notes	5130		
State Aid Anticipation Certificates	5140		
Other Interest on Short-Term Debt (Describe & Itemize)	5150		
Total Debt Service - Interest on Short-Term Debt	5100		
Debt Service - Interest on Long-Term Debt	5200		
Total Debt Service	5000		
PROVISION FOR CONTINGENCIES (ED)	6000		
Total Direct Disbursements/Expenditures (without Student Activity Funds (1999))		250,000	0
Total Direct Disbursements/Expenditures (with Student Activity Funds (1999))		250,000	0
Excess (Deficiency) of Receipts/Revenues Over Disbursements/Expenditures (without Student Activity Funds 1999)			

Description: Enter Whole Numbers Only	Funct #	(700) Non-Capitalized Equipment	(800) Termination Benefits
Excess (Deficiency) of Receipts/Revenues Over Disbursements/Expenditures (with Student Activity Funds 1999)			
20 - OPERATIONS AND MAINTENANCE FUND (O&M)			
SUPPORT SERVICES (O&M)	2000		
Support Services - Pupil	2100		
Other Support Services - Pupils <i>(Describe & Itemize)</i>	2190	0	0
Support Services - Business	2500		
Direction of Business Support Services	2510	0	0
Facilities Acquisition & Construction Services	2530	0	0
Operation & Maintenance of Plant Services	2540	50,000	0
Pupil Transportation Services	2550	0	0
Food Services	2560	0	0
Total Support Services - Business	2500	50,000	0
Other Support Services - Misc. <i>(Describe & Itemize)</i>	2900	0	0
Total Support Services	2000	50,000	0
COMMUNITY SERVICES (O&M)	3000	0	0
PAYMENTS TO OTHER DIST & GOVT UNITS (O&M)	4000		
Payments to Other Dist & Govt Units (In-State)	4100		
Payments for Regular Programs	4110		
Payments for Special Education Programs	4120		
Payments for CTE Program	4140		
Other Payments to In-State Govt Units - Programs <i>(Describe & Itemize)</i>	4190		
Total Payments to Other Dist & Govt Units (In-State)	4100		
Payments to Other Dist & Govt Units (Out of State) 14	4400		
Total Payments to Other Dist & Govt Unit	4000		
DEBT SERVICE (O&M)	5000		
Debt Service - Interest on Short-Term Debt	5100		
Tax Anticipation Warrants	5110		
Tax Anticipation Notes	5120		
Corporate Personal Prop Repl Tax Anticipated Notes	5130		
State Aid Anticipation Certificates	5140		
Other Interest on Short-Term Debt <i>(Describe & Itemize)</i>	5150		
Total Debt Service - Interest on Short-Term Debt	5100		
Debt Service - Interest on Long-Term Debt	5200		
Total Debt Service	5000		
PROVISION FOR CONTINGENCIES (O&M)	6000		
Total Direct Disbursements/Expenditures		50,000	0
Excess (Deficiency) of Receipts/Revenues Over Disbursements/Expenditures			

30 - DEBT SERVICE FUND (DS)			
PAYMENTS TO OTHER DIST & GOVT UNITS (DS)	4000		
Payments to Other Dist & Govt Units (In-State)	4100		
Payments for Regular Programs	4110		
Payments for Special Education Programs	4120		
Other Payments to In-State Govt Units - Programs <i>(Describe & Itemize)</i>	4190		
Total Payments to Other Dist & Govt Units (In-State)	4000		
DEBT SERVICE (DS)	5000		
Debt Service - Interest on Short-Term Debt	5100		
Tax Anticipation Warrants	5110		
Tax Anticipation Notes	5120		
Corporate Personal Prop Repl Tax Anticipation Notes	5130		
State Aid Anticipation Certificates	5140		
Other Interest on Short-Term Debt <i>(Describe & Itemize)</i>	5150		
Total Debt Service - Interest On Short-Term Debt	5100		
Debt Service - Interest on Long-Term Debt	5200		
Debt Service - Payments of Principal on Long-Term Debt 15 (Lease/Purchase Principal Retired) <i>(Describe & Itemize)</i>	5300		
Debt Service - Other <i>(Describe & Itemize)</i>	5400		

Description: Enter Whole Numbers Only	Funct #	(700) Non-Capitalized Equipment	(800) Termination Benefits
Total Debt Service	5000		
PROVISION FOR CONTINGENCIES (DS)	6000		
Total Direct Disbursements/Expenditures			
Excess (Deficiency) of Receipts/Revenues Over Disbursements/Expenditures			
40 - TRANSPORTATION FUND (TR)			
SUPPORT SERVICES (TR)	2000		
Support Services - Pupils	2100		
Other Support Services - Pupils <i>(Describe & Itemize)</i>	2190	0	0
Support Services - Business			
Pupil Transportation Services	2550	0	0
Other Support Services - Business <i>(Describe & Itemize)</i>	2900	0	0
Total Support Services	2000	0	0
COMMUNITY SERVICES (TR)	3000	0	0
PAYMENTS TO OTHER DIST & GOVT UNITS (TR)	4000		
Payments to Other Dist & Govt Units (In-State)	4100		
Payments for Regular Program	4110		
Payments for Special Education Programs	4120		
Payments for Adult/Continuing Education Programs	4130		
Payments for CTE Programs	4140		
Payments for Community College Programs	4170		
Other Payments to In-State Govt Units - Programs <i>(Describe & Itemize)</i>	4190		
Total Payments to Other Dist & Govt Units (In-State)	4100		
Payments to Other Dist & Govt Units (Out-of-State) <i>(Describe & Itemize)</i>	4400		
Total Payments to Other Dist & Govt Units	4000		
DEBT SERVICE (TR)	5000		
Debt Service - Interest on Short-Term Debt	5100		
Tax Anticipation Warrants	5110		
Tax Anticipation Notes	5120		
Corporate Personal Prop Repl Tax Anticipation Notes	5130		
State Aid Anticipation Certificates	5140		
Other Interest on Short-Term Debt <i>(Describe & Itemize)</i>	5150		
Total Debt Service - Interest On Short-Term Debt	5100		
Debt Service - Interest on Long-Term Debt	5200		
Debt Service - Payments of Principal on Long-Term Debt 15 (Lease/Purchase Principal Retired) <i>(Describe & Itemize)</i>	5300		
Debt Service - Other <i>(Describe & Itemize)</i>	5400		
Total Debt Service	5000		
PROVISION FOR CONTINGENCIES (TR)	6000		
Total Direct Disbursements/Expenditures		0	0
Excess (Deficiency) of Receipts/Revenues Over Disbursements/Expenditures			
50 - MUNICIPAL RETIREMENT/SOC SEC FUND (MR/SS)			
INSTRUCTION (MR/SS)	1000		
Regular Program	1100		
Pre-K Programs	1125		
Special Education Programs (Functions 1200-1220)	1200		
Special Education Programs Pre-K	1225		
Remedial and Supplemental Programs K-12	1250		
Remedial and Supplemental Programs Pre-K	1275		
Adult/Continuing Education Programs	1300		
CTE Programs	1400		
Interscholastic Programs	1500		
Summer School Programs	1600		
Gifted Programs	1650		
Driver's Education Programs	1700		
Bilingual Programs	1800		
Truant Alternative & Optional Programs	1900		

Description: Enter Whole Numbers Only	Funct #	(700) Non-Capitalized Equipment	(800) Termination Benefits
Total Instruction	1000		
SUPPORT SERVICES (MR/SS)	2000		
Support Services - Pupil	2100		
Attendance & Social Work Services	2110		
Guidance Services	2120		
Health Services	2130		
Psychological Services	2140		
Speech Pathology & Audiology Services	2150		
Other Support Services - Pupils (<i>Describe & Itemize</i>)	2190		
Total Support Services - Pupil	2100		
Support Services - Instructional Staff	2200		
Improvement of Instruction Services	2210		
Educational Media Services	2220		
Assessment & Testing	2230		
Total Support Services - Instructional Staff	2200		
Support Services - General Administration	2300		
Board of Education Services	2310		
Executive Administration Services	2320		
Special Area Administrative Services	2330		
Claims Paid from Self Insurance Fund	2361		
Risk Management and Claims Services Payments	2365		
Total Support Services - General Administration	2300		
Support Services - School Administration	2400		
Office of the Principal Services	2410		
Other Support Services - School Administration (<i>Describe & Itemize</i>)	2490		
Total Support Services - School Administration	2400		
Support Services - Business	2500		
Direction of Business Support Services	2510		
Fiscal Services	2520		
Facilities Acquisition & Construction Services	2530		
Operation & Maintenance of Plant Service	2540		
Pupil Transportation Services	2550		
Food Services	2560		
Internal Services	2570		
Total Support Services - Business	2500		
Support Services - Central	2600		
Direction of Central Support Services	2610		
Planning, Research, Development & Evaluation Services	2620		
Information Services	2630		
Staff Services	2640		
Data Processing Services	2660		
Total Support Services - Central	2600		
Other Support Services - Misc. (<i>Describe & Itemize</i>)	2900		
Total Support Services	2000		
COMMUNITY SERVICES (MR/SS)	3000		
PAYMENTS TO OTHER DIST & GOVT UNITS (MR/SS)	4000		
Payments for Regular Programs	4110		
Payments for Special Education Programs	4120		
Payments for CTE Programs	4140		
Total Payments to Other Dist & Govt Units	4000		
DEBT SERVICE (MR/SS)	5000		
Debt Service - Interest on Short-Term Debt	5100		
Tax Anticipation Warrants	5110		
Tax Anticipation Notes	5120		
Corporate Personal Prop Repl Tax Anticipation Notes	5130		
State Aid Anticipation Certificates	5140		
Other Interest on Short-Term Debt (<i>Describe & Itemize</i>)	5150		
Total Debt Service	5000		

Description: Enter Whole Numbers Only	Funct #	(700) Non-Capitalized Equipment	(800) Termination Benefits
PROVISION FOR CONTINGENCIES (MR/SS)	6000		
Total Direct Disbursements/Expenditures			
Excess (Deficiency) of Receipts/Revenues Over Disbursements/Expenditures			

60 - CAPITAL PROJECTS (CP)			
SUPPORT SERVICES (CP)	2000		
Support Services - Business			
Facilities Acquisition & Construction Services	2530	0	
Other Support Services - Business <i>(Describe & Itemize)</i>	2900	0	
Total Support Services	2000	0	
PAYMENTS TO OTHER DIST & GOVT UNITS (CP)	4000		
Payments to Other Dist & Govt Units (In-State)	4100		
Payments to Regular Programs	4110		
Payment for Special Education Programs	4120		
Payment for CTE Programs	4140		
Payments to Other Govt Units - Programs (In-State) <i>(Describe & Itemize)</i>	4190		
Total Payments to Other Districts & Govt Units	4000		
PROVISION FOR CONTINGENCIES (CP)	6000		
Total Direct Disbursements/Expenditures		0	
Excess (Deficiency) of Receipts/Revenues Over Disbursements/Expenditures			

70 WORKING CASH FUND (WC)			
----------------------------------	--	--	--

80 - TORT FUND (TF)			
INSTRUCTION (TF)	1000		
Regular Programs	1100	0	0
Tuition Payment to Charter Schools	1115		
Pre-K Programs	1125	0	0
Special Education Programs (Functions 1200 - 1220)	1200	0	0
Special Education Programs Pre-K	1225	0	0
Remedial and Supplemental Programs K-12	1250	0	0
Remedial and Supplemental Programs Pre-K	1275	0	0
Adult/Continuing Education Programs	1300	0	0
CTE Programs	1400	0	0
Interscholastic Programs	1500	0	0
Summer School Programs	1600	0	0
Gifted Programs	1650	0	0
Driver's Education Programs	1700	0	0
Bilingual Programs	1800	0	0
Truant Alternative & Optional Programs	1900	0	0
Pre-K Programs - Private Tuition	1910		
Regular K-12 Programs Private Tuition	1911		
Special Education Programs K-12 Private Tuition	1912		
Special Education Programs Pre-K Tuition	1913		
Remedial/Supplemental Programs K-12 Private Tuition	1914		
Remedial/Supplemental Programs Pre-K Private Tuition	1915		
Adult/Continuing Education Programs Private Tuition	1916		
CTE Programs Private Tuition	1917		
Interscholastic Programs Private Tuition	1918		
Summer School Programs Private Tuition	1919		
Gifted Programs Private Tuition	1920		
Bilingual Programs Private Tuition	1921		
Truants Alternative/Opt Ed Programs Private Tuition	1922		
Total Instruction14	1000	0	0
SUPPORT SERVICES (TF)	2000		
Support Services - Pupil	2100		
Attendance & Social Work Services	2110	0	0
Guidance Services	2120	0	0
Health Services	2130	0	0

Description: Enter Whole Numbers Only	Funct #	(700) Non-Capitalized Equipment	(800) Termination Benefits
Psychological Services	2140	0	0
Speech Pathology & Audiology Services	2150	0	0
Other Support Services - Pupils <i>(Describe & Itemize)</i>	2190	0	0
Total Support Services - Pupil	2100	0	0
Support Services - Instructional Staff	2200		
Improvement of Instruction Services	2210	0	0
Educational Media Services	2220	0	0
Assessment & Testing	2230	0	0
Total Support Services - Instructional Staff	2200	0	0
Support Services - General Administration	2300		
Board of Education Services	2310	0	0
Executive Administration Services	2320	0	0
Special Area Administration Services	2330	0	0
Claims Paid from Self Insurance Fund	2361	0	
Risk Management and Claims Services Payments	2365	0	
Total Support Services - General Administration	2300	0	0
Support Services - School Administration	2400		
Office of the Principal Services	2410	0	0
Other Support Services - School Administration <i>(Describe & Itemize)</i>	2490	0	0
Total Support Services - School Administration	2400	0	0
Support Services - Business	2500		
Direction of Business Support Services	2510	0	0
Fiscal Services	2520	0	0
Facilities Acquisition & Construction Services	2530	0	0
Operation & Maintenance of Plant Services	2540	0	0
Pupil Transportation Services	2550	0	0
Food Services	2560	0	0
Internal Services	2570	0	0
Total Support Services - Business	2500	0	0
Support Services - Central	2600		
Direction of Central Support Services	2610	0	0
Planning, Research, Development & Evaluation Services	2620	0	0
Information Services	2630	0	0
Staff Services	2640	0	0
Data Processing Services	2660	0	0
Total Support Services - Central	2600	0	0
Other Support Services - Misc. <i>(Describe & Itemize)</i>	2900	0	0
Total Support Services	2000	0	0
COMMUNITY SERVICES (TF)	3000	0	0
PAYMENTS TO OTHER DIST & GOVT UNITS (TF)	4000		
Payments to Other Dist & Govt Units (In-State)	4100		
Payments for Regular Programs	4110		
Payments for Special Education Programs	4120		
Payments for Adult/Continuing Education Programs	4130		
Payments for CTE Programs	4140		
Payments for Community College Programs	4170		
Other Payments to In-State Govt Units - Programs <i>(Describe & Itemize)</i>	4190		
Total Payments to Other Dist & Govt Units (In-State)	4100		
Payments for Regular Programs - Tuition	4210		
Payments for Special Education Programs - Tuition	4220		
Payments for Adult/Continuing Education Programs - Tuition	4230		
Payments for CTE Programs - Tuition	4240		
Payments for Community College Programs - Tuition	4270		
Payments for Other Programs - Tuition	4280		
Other Payments to In-State Govt Units - Tuition <i>(Describe & Itemize)</i>	4290		
Total Payments to Other Dist & Govt Units - Tuition (In State)	4200		
Payments for Regular Programs - Transfers	4310		
Payments for Special Education Programs - Transfers	4320		
Payments for Adult/Continuing Ed Programs - Transfers	4330		

Description: Enter Whole Numbers Only	Funct #	(700) Non-Capitalized Equipment	(800) Termination Benefits
Payments for CTE Programs - Transfers	4340		
Payments for Community College Program - Transfers	4370		
Payments for Other Programs - Transfers	4380		
Other Payments to In-State Govt Units - Transfers <i>(Describe & Itemize)</i>	4390		
Total Payments to Other Dist & Govt Units-Transfers (In State)	4300		
Payments to Other Dist & Govt Units (Out of State)	4400		
Total Payments to Other Dist & Govt Units	4000		
DEBT SERVICE (TF)	5000		
Debt Service - Interest on Short-Term Debt			
Tax Anticipation Warrants	5110		
Tax Anticipation Notes	5120		
Corporate Personal Property Replacement Tax Anticipation Notes	5130		
State Aid Anticipation Certificates	5140		
Other Interest or Short-Term Debt <i>(Describe & Itemize)</i>	5150		
Debt Service - Interest on Long-Term Debt	5200		
Debt Service - Payments of Principal on Long-Term Debt 15 (Lease/Purchase Principal Retired) <i>(Describe & Itemize)</i>	5300		
Debt Service - Other <i>(Describe & Itemize)</i>	5400		
Total Debt Service	5000		
PROVISION FOR CONTINGENCIES (TF)	6000		
Total Direct Disbursements/Expenditures		0	0
Excess (Deficiency) of Receipts/Revenues Over Disbursements/Expenditures			
90 - FIRE PREVENTION & SAFETY FUND (FP&S)			
SUPPORT SERVICES (FP&S)	2000		
Support Services - Business	2500		
Facilities Acquisition & Construction Services	2530	0	
Operation & Maintenance of Plant Service	2540	0	
Total Support Services - Business	2500	0	
Other Support Services - Misc. <i>(Describe & Itemize)</i>	2900	0	
Total Support Services	2000	0	
PAYMENTS TO OTHER DISTRICTS & GOVT UNITS (FP&S)	4000		
Payments to Regular Programs	4110		
Payments to Special Education Programs	4120		
Other Payments to In-State Govt Units - Programs <i>(Describe & Itemize)</i>	4190		
Total Payments to Other Districts & Govt Units (FPS)	4000		
DEBT SERVICE (FP&S)	5000		
Debt Service - Interest on Short-Term Debt	5100		
Tax Anticipation Warrants	5110		
Other Interest on Short-Term Debt <i>(Describe & Itemize)</i>	5150		
Total Debt Service - Interest on Short-Term Debt	5100		
Debt Service - Interest on Long-Term Debt	5200		
Debt Service - Payments of Principal on Long-Term Debt 15 (Lease/Purchase Principal Retired) <i>(Describe & Itemize)</i>	5300		
Total Debt Service	5000		
PROVISIONS FOR CONTINGENCIES (FP&S)	6000		
Total Direct Disbursements/Expenditures		0	
Excess (Deficiency) of Receipts/Revenues Over Disbursements/Expenditures			

Description: Enter Whole Numbers Only	Funct #	(900) Total
10 - EDUCATIONAL FUND (ED)		
INSTRUCTION (ED)	1000	
Regular Programs	1100	0
Tuition Payment to Charter Schools	1115	0
Pre-K Programs	1125	0
Special Education Programs (Functions 1200 - 1220)	1200	20,916,266
Special Education Programs Pre-K	1225	1,054,081
Remedial and Supplemental Programs K-12	1250	0
Remedial and Supplemental Programs Pre-K	1275	0
Adult/Continuing Education Programs	1300	0
CTE Programs	1400	848,147
Interscholastic Programs	1500	0
Summer School Programs	1600	422,122
Gifted Programs	1650	0
Driver's Education Programs	1700	0
Bilingual Programs	1800	0
Truant Alternative & Optional Programs	1900	823,114
Pre-K Programs - Private Tuition	1910	0
Regular K-12 Programs Private Tuition	1911	0
Special Education Programs K-12 Private Tuition	1912	1,435,093
Special Education Programs Pre-K Tuition	1913	0
Remedial/Supplemental Programs K-12 Private Tuition	1914	0
Remedial/Supplemental Programs Pre-K Private Tuition	1915	0
Adult/Continuing Education Programs Private Tuition	1916	0
CTE Programs Private Tuition	1917	0
Interscholastic Programs Private Tuition	1918	0
Summer School Programs Private Tuition	1919	0
Gifted Programs Private Tuition	1920	0
Bilingual Programs Private Tuition	1921	0
Truants Alternative/Opt Ed Programs Private Tuition	1922	0
Student Activity Fund Expenditures	1999	0
Total Instruction14 (Without Student Activity Funds 1999)	1000	25,498,823
Total Instruction14 (With Student Activity Funds 1999)	1000	25,498,823
SUPPORT SERVICES (ED)	2000	
Support Services - Pupil	2100	
Attendance & Social Work Services	2110	2,432,101
Guidance Services	2120	33,810
Health Services	2130	4,703,328
Psychological Services	2140	681,964
Speech Pathology & Audiology Services	2150	3,247,729
Other Support Services - Pupils (<i>Describe & Itemize</i>)	2190	0
Total Support Services - Pupil	2100	11,098,932
Support Services - Instructional Staff	2200	
Improvement of Instruction Services	2210	720,315
Educational Media Services	2220	1,128,146
Assessment & Testing	2230	2,000
Total Support Services - Instructional Staff	2200	1,850,461
Support Services - General Administration	2300	
Board of Education Services	2310	162,388
Executive Administration Services	2320	1,745,311
Special Area Administration Services	2330	0
Tort Immunity Services	2361, 2365	75
Total Support Services - General Administration	2300	1,907,773
Support Services - School Administration	2400	
Office of the Principal Services	2410	2,755,397
Other Support Services - School Administration (<i>Describe & Itemize</i>)	2490	0
Total Support Services - School Administration	2400	2,755,397
Support Services - Business	2500	

Description: Enter Whole Numbers Only	Funct #	(900) Total
Direction of Business Support Services	2510	199,811
Fiscal Services	2520	496,959
Operation & Maintenance of Plant Services	2540	448
Pupil Transportation Services	2550	0
Food Services	2560	488,490
Internal Services	2570	0
Total Support Services - Business	2500	1,185,709
Support Services - Central	2600	
Direction of Central Support Services	2610	0
Planning, Research, Development & Evaluation Services	2620	0
Information Services	2630	0
Staff Services	2640	0
Data Processing Services	2660	190,878
Total Support Services - Central	2600	190,878
Other Support Services - Misc. (Describe & Itemize)	2900	0
Total Support Services	2000	18,989,151
COMMUNITY SERVICES (ED)	3000	15,309
PAYMENTS TO OTHER DIST & GOVT UNITS (ED)	4000	
Payments to Other Dist & Govt Units (In-State)	4100	
Payments for Regular Programs	4110	0
Payments for Special Education Programs	4120	107,000
Payments for Adult/Continuing Education Programs	4130	0
Payments for CTE Programs	4140	0
Payments for Community College Programs	4170	0
Other Payments to In-State Govt Units - Programs (Describe & Itemize)	4190	0
Total Payments to Other Dist & Govt Units (In-State)	4100	107,000
Payments for Regular Programs - Tuition	4210	0
Payments for Special Education Programs - Tuition	4220	0
Payments for Adult/Continuing Education Programs - Tuition	4230	0
Payments for CTE Programs - Tuition	4240	0
Payments for Community College Programs - Tuition	4270	0
Payments for Other Programs - Tuition	4280	0
Other Payments to In-State Govt Units - Tuition (Describe & Itemize)	4290	0
Total Payments to Other Dist & Govt Units - Tuition (In State)	4200	0
Payments for Regular Programs - Transfers	4310	0
Payments for Special Education Programs - Transfers	4320	0
Payments for Adult/Continuing Ed Programs - Transfers	4330	0
Payments for CTE Programs - Transfers	4340	0
Payments for Community College Program - Transfers	4370	0
Payments for Other Programs - Transfers	4380	0
Other Payments to In-State Govt Units - Transfers (Describe & Itemize)	4390	0
Total Payments to Other Dist & Govt Units-Transfers (In State)	4300	0
Payments to Other Dist & Govt Units (Out of State)	4400	0
Total Payments to Other Dist & Govt Units	4000	107,000
DEBT SERVICE (ED)	5000	
Debt Service - Interest on Short-Term Debt	5100	
Tax Anticipation Warrants	5110	0
Tax Anticipation Notes	5120	0
Corporate Personal Property Repl Tax Anticipated Notes	5130	0
State Aid Anticipation Certificates	5140	0
Other Interest on Short-Term Debt (Describe & Itemize)	5150	0
Total Debt Service - Interest on Short-Term Debt	5100	0
Debt Service - Interest on Long-Term Debt	5200	0
Total Debt Service	5000	0
PROVISION FOR CONTINGENCIES (ED)	6000	0
Total Direct Disbursements/Expenditures (without Student Activity Funds (1999))		44,610,282
Total Direct Disbursements/Expenditures (with Student Activity Funds (1999))		44,610,282
Excess (Deficiency) of Receipts/Revenues Over Disbursements/Expenditures (without Student Activity Funds 1999)		3,076,238

Description: Enter Whole Numbers Only	Funct #	(900) Total
Excess (Deficiency) of Receipts/Revenues Over Disbursements/Expenditures (with Student Activity Funds 1999)		3,076,238

20 - OPERATIONS AND MAINTENANCE FUND (O&M)		
SUPPORT SERVICES (O&M)	2000	
Support Services - Pupil	2100	
Other Support Services - Pupils <i>(Describe & Itemize)</i>	2190	0
Support Services - Business	2500	
Direction of Business Support Services	2510	0
Facilities Acquisition & Construction Services	2530	0
Operation & Maintenance of Plant Services	2540	5,067,826
Pupil Transportation Services	2550	0
Food Services	2560	0
Total Support Services - Business	2500	5,067,826
Other Support Services - Misc. <i>(Describe & Itemize)</i>	2900	0
Total Support Services	2000	5,067,826
COMMUNITY SERVICES (O&M)	3000	0
PAYMENTS TO OTHER DIST & GOVT UNITS (O&M)	4000	
Payments to Other Dist & Govt Units (In-State)	4100	
Payments for Regular Programs	4110	0
Payments for Special Education Programs	4120	0
Payments for CTE Program	4140	0
Other Payments to In-State Govt Units - Programs <i>(Describe & Itemize)</i>	4190	0
Total Payments to Other Dist & Govt Units (In-State)	4100	0
Payments to Other Dist & Govt Units (Out of State) 14	4400	0
Total Payments to Other Dist & Govt Unit	4000	0
DEBT SERVICE (O&M)	5000	
Debt Service - Interest on Short-Term Debt	5100	
Tax Anticipation Warrants	5110	0
Tax Anticipation Notes	5120	0
Corporate Personal Prop Repl Tax Anticipated Notes	5130	0
State Aid Anticipation Certificates	5140	0
Other Interest on Short-Term Debt <i>(Describe & Itemize)</i>	5150	0
Total Debt Service - Interest on Short-Term Debt	5100	0
Debt Service - Interest on Long-Term Debt	5200	0
Total Debt Service	5000	0
PROVISION FOR CONTINGENCIES (O&M)	6000	0
Total Direct Disbursements/Expenditures		5,067,826
Excess (Deficiency) of Receipts/Revenues Over Disbursements/Expenditures		(1,416,770)

30 - DEBT SERVICE FUND (DS)		
PAYMENTS TO OTHER DIST & GOVT UNITS (DS)	4000	
Payments to Other Dist & Govt Units (In-State)	4100	
Payments for Regular Programs	4110	0
Payments for Special Education Programs	4120	0
Other Payments to In-State Govt Units - Programs <i>(Describe & Itemize)</i>	4190	0
Total Payments to Other Dist & Govt Units (In-State)	4000	0
DEBT SERVICE (DS)	5000	
Debt Service - Interest on Short-Term Debt	5100	
Tax Anticipation Warrants	5110	0
Tax Anticipation Notes	5120	0
Corporate Personal Prop Repl Tax Anticipation Notes	5130	0
State Aid Anticipation Certificates	5140	0
Other Interest on Short-Term Debt <i>(Describe & Itemize)</i>	5150	0
Total Debt Service - Interest On Short-Term Debt	5100	0
Debt Service - Interest on Long-Term Debt	5200	38,000
Debt Service - Payments of Principal on Long-Term Debt 15 (Lease/Purchase Principal Retired) <i>(Describe & Itemize)</i>	5300	240,000
Debt Service - Other <i>(Describe & Itemize)</i>	5400	350

Description: Enter Whole Numbers Only	Funct #	(900) Total
Total Debt Service	5000	278,350
PROVISION FOR CONTINGENCIES (DS)	6000	0
Total Direct Disbursements/Expenditures		278,350
Excess (Deficiency) of Receipts/Revenues Over Disbursements/Expenditures		1,650
40 - TRANSPORTATION FUND (TR)		
SUPPORT SERVICES (TR)	2000	
Support Services - Pupils	2100	
Other Support Services - Pupils <i>(Describe & Itemize)</i>	2190	0
Support Services - Business		
Pupil Transportation Services	2550	688,812
Other Support Services - Business <i>(Describe & Itemize)</i>	2900	0
Total Support Services	2000	688,812
COMMUNITY SERVICES (TR)	3000	0
PAYMENTS TO OTHER DIST & GOVT UNITS (TR)	4000	
Payments to Other Dist & Govt Units (In-State)	4100	
Payments for Regular Program	4110	0
Payments for Special Education Programs	4120	0
Payments for Adult/Continuing Education Programs	4130	0
Payments for CTE Programs	4140	0
Payments for Community College Programs	4170	0
Other Payments to In-State Govt Units - Programs <i>(Describe & Itemize)</i>	4190	0
Total Payments to Other Dist & Govt Units (In-State)	4100	0
Payments to Other Dist & Govt Units (Out-of-State) <i>(Describe & Itemize)</i>	4400	0
Total Payments to Other Dist & Govt Units	4000	0
DEBT SERVICE (TR)	5000	
Debt Service - Interest on Short-Term Debt	5100	
Tax Anticipation Warrants	5110	0
Tax Anticipation Notes	5120	0
Corporate Personal Prop Repl Tax Anticipation Notes	5130	0
State Aid Anticipation Certificates	5140	0
Other Interest on Short-Term Debt <i>(Describe & Itemize)</i>	5150	0
Total Debt Service - Interest On Short-Term Debt	5100	0
Debt Service - Interest on Long-Term Debt	5200	0
Debt Service - Payments of Principal on Long-Term Debt 15 (Lease/Purchase Principal Retired) <i>(Describe & Itemize)</i>	5300	0
Debt Service - Other <i>(Describe & Itemize)</i>	5400	0
Total Debt Service	5000	0
PROVISION FOR CONTINGENCIES (TR)	6000	0
Total Direct Disbursements/Expenditures		688,812
Excess (Deficiency) of Receipts/Revenues Over Disbursements/Expenditures		35,538
50 - MUNICIPAL RETIREMENT/SOC SEC FUND (MR/SS)		
INSTRUCTION (MR/SS)	1000	
Regular Program	1100	0
Pre-K Programs	1125	0
Special Education Programs (Functions 1200-1220)	1200	410,028
Special Education Programs Pre-K	1225	31,493
Remedial and Supplemental Programs K-12	1250	0
Remedial and Supplemental Programs Pre-K	1275	0
Adult/Continuing Education Programs	1300	0
CTE Programs	1400	45,715
Interscholastic Programs	1500	0
Summer School Programs	1600	7,742
Gifted Programs	1650	0
Driver's Education Programs	1700	0
Bilingual Programs	1800	0
Truant Alternative & Optional Programs	1900	7,809

Description: Enter Whole Numbers Only	Funct #	(900) Total
Total Instruction	1000	502,787
SUPPORT SERVICES (MR/SS)	2000	
Support Services - Pupil	2100	
Attendance & Social Work Services	2110	7,250
Guidance Services	2120	0
Health Services	2130	200,000
Psychological Services	2140	0
Speech Pathology & Audiology Services	2150	37,500
Other Support Services - Pupils (<i>Describe & Itemize</i>)	2190	0
Total Support Services - Pupil	2100	244,750
Support Services - Instructional Staff	2200	
Improvement of Instruction Services	2210	9,202
Educational Media Services	2220	2,129
Assessment & Testing	2230	0
Total Support Services - Instructional Staff	2200	11,331
Support Services - General Administration	2300	
Board of Education Services	2310	205
Executive Administration Services	2320	25,748
Special Area Administrative Services	2330	0
Claims Paid from Self Insurance Fund	2361	0
Risk Management and Claims Services Payments	2365	0
Total Support Services - General Administration	2300	25,953
Support Services - School Administration	2400	
Office of the Principal Services	2410	30,911
Other Support Services - School Administration (<i>Describe & Itemize</i>)	2490	0
Total Support Services - School Administration	2400	30,911
Support Services - Business	2500	
Direction of Business Support Services	2510	0
Fiscal Services	2520	25,000
Facilities Acquisition & Construction Services	2530	0
Operation & Maintenance of Plant Service	2540	75,000
Pupil Transportation Services	2550	5,000
Food Services	2560	0
Internal Services	2570	0
Total Support Services - Business	2500	105,000
Support Services - Central	2600	
Direction of Central Support Services	2610	0
Planning, Research, Development & Evaluation Services	2620	0
Information Services	2630	0
Staff Services	2640	0
Data Processing Services	2660	2,000
Total Support Services - Central	2600	2,000
Other Support Services - Misc. (<i>Describe & Itemize</i>)	2900	0
Total Support Services	2000	419,945
COMMUNITY SERVICES (MR/SS)	3000	0
PAYMENTS TO OTHER DIST & GOVT UNITS (MR/SS)	4000	
Payments for Regular Programs	4110	0
Payments for Special Education Programs	4120	0
Payments for CTE Programs	4140	0
Total Payments to Other Dist & Govt Units	4000	0
DEBT SERVICE (MR/SS)	5000	
Debt Service - Interest on Short-Term Debt	5100	
Tax Anticipation Warrants	5110	0
Tax Anticipation Notes	5120	0
Corporate Personal Prop Repl Tax Anticipation Notes	5130	0
State Aid Anticipation Certificates	5140	0
Other Interest on Short-Term Debt (<i>Describe & Itemize</i>)	5150	0
Total Debt Service	5000	0

Description: Enter Whole Numbers Only	Funct #	(900) Total
PROVISION FOR CONTINGENCIES (MR/SS)	6000	0
Total Direct Disbursements/Expenditures		922,732
Excess (Deficiency) of Receipts/Revenues Over Disbursements/Expenditures		(385,732)

60 - CAPITAL PROJECTS (CP)		
SUPPORT SERVICES (CP)	2000	
Support Services - Business		
Facilities Acquisition & Construction Services	2530	0
Other Support Services - Business <i>(Describe & Itemize)</i>	2900	0
Total Support Services	2000	0
PAYMENTS TO OTHER DIST & GOVT UNITS (CP)	4000	
Payments to Other Dist & Govt Units (In-State)	4100	
Payments to Regular Programs	4110	0
Payment for Special Education Programs	4120	0
Payment for CTE Programs	4140	0
Payments to Other Govt Units - Programs (In-State) <i>(Describe & Itemize)</i>	4190	0
Total Payments to Other Districts & Govt Units	4000	0
PROVISION FOR CONTINGENCIES (CP)	6000	0
Total Direct Disbursements/Expenditures		0
Excess (Deficiency) of Receipts/Revenues Over Disbursements/Expenditures		0

70 WORKING CASH FUND (WC)

80 - TORT FUND (TF)		
INSTRUCTION (TF)	1000	
Regular Programs	1100	0
Tuition Payment to Charter Schools	1115	0
Pre-K Programs	1125	0
Special Education Programs (Functions 1200 - 1220)	1200	0
Special Education Programs Pre-K	1225	0
Remedial and Supplemental Programs K-12	1250	0
Remedial and Supplemental Programs Pre-K	1275	0
Adult/Continuing Education Programs	1300	0
CTE Programs	1400	0
Interscholastic Programs	1500	0
Summer School Programs	1600	0
Gifted Programs	1650	0
Driver's Education Programs	1700	0
Bilingual Programs	1800	0
Truant Alternative & Optional Programs	1900	0
Pre-K Programs - Private Tuition	1910	0
Regular K-12 Programs Private Tuition	1911	0
Special Education Programs K-12 Private Tuition	1912	0
Special Education Programs Pre-K Tuition	1913	0
Remedial/Supplemental Programs K-12 Private Tuition	1914	0
Remedial/Supplemental Programs Pre-K Private Tuition	1915	0
Adult/Continuing Education Programs Private Tuition	1916	0
CTE Programs Private Tuition	1917	0
Interscholastic Programs Private Tuition	1918	0
Summer School Programs Private Tuition	1919	0
Gifted Programs Private Tuition	1920	0
Bilingual Programs Private Tuition	1921	0
Truants Alternative/Opt Ed Programs Private Tuition	1922	0
Total Instruction14	1000	0
SUPPORT SERVICES (TF)	2000	
Support Services - Pupil	2100	
Attendance & Social Work Services	2110	0
Guidance Services	2120	0
Health Services	2130	0

Description: Enter Whole Numbers Only	Funct #	(900) Total
Psychological Services	2140	0
Speech Pathology & Audiology Services	2150	0
Other Support Services - Pupils <i>(Describe & Itemize)</i>	2190	0
Total Support Services - Pupil	2100	0
Support Services - Instructional Staff	2200	
Improvement of Instruction Services	2210	0
Educational Media Services	2220	0
Assessment & Testing	2230	0
Total Support Services - Instructional Staff	2200	0
Support Services - General Administration	2300	
Board of Education Services	2310	0
Executive Administration Services	2320	0
Special Area Administration Services	2330	0
Claims Paid from Self Insurance Fund	2361	0
Risk Management and Claims Services Payments	2365	0
Total Support Services - General Administration	2300	0
Support Services - School Administration	2400	
Office of the Principal Services	2410	0
Other Support Services - School Administration <i>(Describe & Itemize)</i>	2490	0
Total Support Services - School Administration	2400	0
Support Services - Business	2500	
Direction of Business Support Services	2510	0
Fiscal Services	2520	0
Facilities Acquisition & Construction Services	2530	0
Operation & Maintenance of Plant Services	2540	0
Pupil Transportation Services	2550	0
Food Services	2560	0
Internal Services	2570	0
Total Support Services - Business	2500	0
Support Services - Central	2600	
Direction of Central Support Services	2610	0
Planning, Research, Development & Evaluation Services	2620	0
Information Services	2630	0
Staff Services	2640	0
Data Processing Services	2660	0
Total Support Services - Central	2600	0
Other Support Services - Misc. <i>(Describe & Itemize)</i>	2900	0
Total Support Services	2000	0
COMMUNITY SERVICES (TF)	3000	0
PAYMENTS TO OTHER DIST & GOVT UNITS (TF)	4000	
Payments to Other Dist & Govt Units (In-State)	4100	
Payments for Regular Programs	4110	0
Payments for Special Education Programs	4120	0
Payments for Adult/Continuing Education Programs	4130	0
Payments for CTE Programs	4140	0
Payments for Community College Programs	4170	0
Other Payments to In-State Govt Units - Programs <i>(Describe & Itemize)</i>	4190	0
Total Payments to Other Dist & Govt Units (In-State)	4100	0
Payments for Regular Programs - Tuition	4210	0
Payments for Special Education Programs - Tuition	4220	0
Payments for Adult/Continuing Education Programs - Tuition	4230	0
Payments for CTE Programs - Tuition	4240	0
Payments for Community College Programs - Tuition	4270	0
Payments for Other Programs - Tuition	4280	0
Other Payments to In-State Govt Units - Tuition <i>(Describe & Itemize)</i>	4290	0
Total Payments to Other Dist & Govt Units - Tuition (In State)	4200	0
Payments for Regular Programs - Transfers	4310	0
Payments for Special Education Programs - Transfers	4320	0
Payments for Adult/Continuing Ed Programs - Transfers	4330	0

Description: Enter Whole Numbers Only	Funct #	(900) Total
Payments for CTE Programs - Transfers	4340	0
Payments for Community College Program - Transfers	4370	0
Payments for Other Programs - Transfers	4380	0
Other Payments to In-State Govt Units - Transfers <i>(Describe & Itemize)</i>	4390	0
Total Payments to Other Dist & Govt Units-Transfers (In State)	4300	0
Payments to Other Dist & Govt Units (Out of State)	4400	0
Total Payments to Other Dist & Govt Units	4000	0
DEBT SERVICE (TF)	5000	
Debt Service - Interest on Short-Term Debt		
Tax Anticipation Warrants	5110	0
Tax Anticipation Notes	5120	0
Corporate Personal Property Replacement Tax Anticipation Notes	5130	0
State Aid Anticipation Certificates	5140	0
Other Interest or Short-Term Debt <i>(Describe & Itemize)</i>	5150	0
Debt Service - Interest on Long-Term Debt	5200	0
Debt Service - Payments of Principal on Long-Term Debt 15 (Lease/Purchase Principal Retired) <i>(Describe & Itemize)</i>	5300	0
Debt Service - Other <i>(Describe & Itemize)</i>	5400	0
Total Debt Service	5000	0
PROVISION FOR CONTINGENCIES (TF)	6000	0
Total Direct Disbursements/Expenditures		0
Excess (Deficiency) of Receipts/Revenues Over Disbursements/Expenditures		0
90 - FIRE PREVENTION & SAFETY FUND (FP&S)		
SUPPORT SERVICES (FP&S)	2000	
Support Services - Business	2500	
Facilities Acquisition & Construction Services	2530	0
Operation & Maintenance of Plant Service	2540	0
Total Support Services - Business	2500	0
Other Support Services - Misc. <i>(Describe & Itemize)</i>	2900	0
Total Support Services	2000	0
PAYMENTS TO OTHER DISTRICTS & GOVT UNITS (FP&S)	4000	
Payments to Regular Programs	4110	0
Payments to Special Education Programs	4120	0
Other Payments to In-State Govt Units - Programs <i>(Describe & Itemize)</i>	4190	0
Total Payments to Other Districts & Govt Units (FPS)	4000	0
DEBT SERVICE (FP&S)	5000	
Debt Service - Interest on Short-Term Debt	5100	
Tax Anticipation Warrants	5110	0
Other Interest on Short-Term Debt <i>(Describe & Itemize)</i>	5150	0
Total Debt Service - Interest on Short-Term Debt	5100	0
Debt Service - Interest on Long-Term Debt	5200	0
Debt Service - Payments of Principal on Long-Term Debt 15 (Lease/Purchase Principal Retired) <i>(Describe & Itemize)</i>	5300	0
Total Debt Service	5000	0
PROVISIONS FOR CONTINGENCIES (FP&S)	6000	0
Total Direct Disbursements/Expenditures		0
Excess (Deficiency) of Receipts/Revenues Over Disbursements/Expenditures		0

Description: Enter Whole Numbers Only	Funct #
10 - EDUCATIONAL FUND (ED)	
INSTRUCTION (ED)	1000
Regular Programs	1100
Tuition Payment to Charter Schools	1115
Pre-K Programs	1125
Special Education Programs (Functions 1200 - 1220)	1200
Special Education Programs Pre-K	1225
Remedial and Supplemental Programs K-12	1250
Remedial and Supplemental Programs Pre-K	1275
Adult/Continuing Education Programs	1300
CTE Programs	1400
Interscholastic Programs	1500
Summer School Programs	1600
Gifted Programs	1650
Driver's Education Programs	1700
Bilingual Programs	1800
Truant Alternative & Optional Programs	1900
Pre-K Programs - Private Tuition	1910
Regular K-12 Programs Private Tuition	1911
Special Education Programs K-12 Private Tuition	1912
Special Education Programs Pre-K Tuition	1913
Remedial/Supplemental Programs K-12 Private Tuition	1914
Remedial/Supplemental Programs Pre-K Private Tuition	1915
Adult/Continuing Education Programs Private Tuition	1916
CTE Programs Private Tuition	1917
Interscholastic Programs Private Tuition	1918
Summer School Programs Private Tuition	1919
Gifted Programs Private Tuition	1920
Bilingual Programs Private Tuition	1921
Truants Alternative/Opt Ed Programs Private Tuition	1922
Student Activity Fund Expenditures	1999
Total Instruction14 (Without Student Activity Funds 1999)	1000
Total Instruction14 (With Student Activity Funds 1999)	1000
SUPPORT SERVICES (ED)	2000
Support Services - Pupil	2100
Attendance & Social Work Services	2110
Guidance Services	2120
Health Services	2130
Psychological Services	2140
Speech Pathology & Audiology Services	2150
Other Support Services - Pupils (<i>Describe & Itemize</i>)	2190
Total Support Services - Pupil	2100
Support Services - Instructional Staff	2200
Improvement of Instruction Services	2210
Educational Media Services	2220
Assessment & Testing	2230
Total Support Services - Instructional Staff	2200
Support Services - General Administration	2300
Board of Education Services	2310
Executive Administration Services	2320
Special Area Administration Services	2330
Tort Immunity Services	2361, 2365
Total Support Services - General Administration	2300
Support Services - School Administration	2400
Office of the Principal Services	2410
Other Support Services - School Administration (<i>Describe & Itemize</i>)	2490
Total Support Services - School Administration	2400
Support Services - Business	2500

Description: Enter Whole Numbers Only	Funct #
Direction of Business Support Services	2510
Fiscal Services	2520
Operation & Maintenance of Plant Services	2540
Pupil Transportation Services	2550
Food Services	2560
Internal Services	2570
Total Support Services - Business	2500
Support Services - Central	2600
Direction of Central Support Services	2610
Planning, Research, Development & Evaluation Services	2620
Information Services	2630
Staff Services	2640
Data Processing Services	2660
Total Support Services - Central	2600
Other Support Services - Misc. (Describe & Itemize)	2900
Total Support Services	2000
COMMUNITY SERVICES (ED)	3000
PAYMENTS TO OTHER DIST & GOVT UNITS (ED)	4000
Payments to Other Dist & Govt Units (In-State)	4100
Payments for Regular Programs	4110
Payments for Special Education Programs	4120
Payments for Adult/Continuing Education Programs	4130
Payments for CTE Programs	4140
Payments for Community College Programs	4170
Other Payments to In-State Govt Units - Programs (Describe & Itemize)	4190
Total Payments to Other Dist & Govt Units (In-State)	4100
Payments for Regular Programs - Tuition	4210
Payments for Special Education Programs - Tuition	4220
Payments for Adult/Continuing Education Programs - Tuition	4230
Payments for CTE Programs - Tuition	4240
Payments for Community College Programs - Tuition	4270
Payments for Other Programs - Tuition	4280
Other Payments to In-State Govt Units - Tuition (Describe & Itemize)	4290
Total Payments to Other Dist & Govt Units - Tuition (In State)	4200
Payments for Regular Programs - Transfers	4310
Payments for Special Education Programs - Transfers	4320
Payments for Adult/Continuing Ed Programs - Transfers	4330
Payments for CTE Programs - Transfers	4340
Payments for Community College Program - Transfers	4370
Payments for Other Programs - Transfers	4380
Other Payments to In-State Govt Units - Transfers (Describe & Itemize)	4390
Total Payments to Other Dist & Govt Units-Transfers (In State)	4300
Payments to Other Dist & Govt Units (Out of State)	4400
Total Payments to Other Dist & Govt Units	4000
DEBT SERVICE (ED)	5000
Debt Service - Interest on Short-Term Debt	5100
Tax Anticipation Warrants	5110
Tax Anticipation Notes	5120
Corporate Personal Property Repl Tax Anticipated Notes	5130
State Aid Anticipation Certificates	5140
Other Interest on Short-Term Debt (Describe & Itemize)	5150
Total Debt Service - Interest on Short-Term Debt	5100
Debt Service - Interest on Long-Term Debt	5200
Total Debt Service	5000
PROVISION FOR CONTINGENCIES (ED)	6000
Total Direct Disbursements/Expenditures (without Student Activity Funds (1999))	
Total Direct Disbursements/Expenditures (with Student Activity Funds (1999))	
Excess (Deficiency) of Receipts/Revenues Over Disbursements/Expenditures (without Student Activity Funds 1999)	

Description: Enter Whole Numbers Only	Funct #
Excess (Deficiency) of Receipts/Revenues Over Disbursements/Expenditures (with Student Activity Funds 1999)	
20 - OPERATIONS AND MAINTENANCE FUND (O&M)	
SUPPORT SERVICES (O&M)	2000
Support Services - Pupil	2100
Other Support Services - Pupils <i>(Describe & Itemize)</i>	2190
Support Services - Business	2500
Direction of Business Support Services	2510
Facilities Acquisition & Construction Services	2530
Operation & Maintenance of Plant Services	2540
Pupil Transportation Services	2550
Food Services	2560
Total Support Services - Business	2500
Other Support Services - Misc. <i>(Describe & Itemize)</i>	2900
Total Support Services	2000
COMMUNITY SERVICES (O&M)	3000
PAYMENTS TO OTHER DIST & GOVT UNITS (O&M)	4000
Payments to Other Dist & Govt Units (In-State)	4100
Payments for Regular Programs	4110
Payments for Special Education Programs	4120
Payments for CTE Program	4140
Other Payments to In-State Govt Units - Programs <i>(Describe & Itemize)</i>	4190
Total Payments to Other Dist & Govt Units (In-State)	4100
Payments to Other Dist & Govt Units (Out of State) 14	4400
Total Payments to Other Dist & Govt Unit	4000
DEBT SERVICE (O&M)	5000
Debt Service - Interest on Short-Term Debt	5100
Tax Anticipation Warrants	5110
Tax Anticipation Notes	5120
Corporate Personal Prop Repl Tax Anticipated Notes	5130
State Aid Anticipation Certificates	5140
Other Interest on Short-Term Debt <i>(Describe & Itemize)</i>	5150
Total Debt Service - Interest on Short-Term Debt	5100
Debt Service - Interest on Long-Term Debt	5200
Total Debt Service	5000
PROVISION FOR CONTINGENCIES (O&M)	6000
Total Direct Disbursements/Expenditures	
Excess (Deficiency) of Receipts/Revenues Over Disbursements/Expenditures	
30 - DEBT SERVICE FUND (DS)	
PAYMENTS TO OTHER DIST & GOVT UNITS (DS)	4000
Payments to Other Dist & Govt Units (In-State)	4100
Payments for Regular Programs	4110
Payments for Special Education Programs	4120
Other Payments to In-State Govt Units - Programs <i>(Describe & Itemize)</i>	4190
Total Payments to Other Dist & Govt Units (In-State)	4000
DEBT SERVICE (DS)	5000
Debt Service - Interest on Short-Term Debt	5100
Tax Anticipation Warrants	5110
Tax Anticipation Notes	5120
Corporate Personal Prop Repl Tax Anticipation Notes	5130
State Aid Anticipation Certificates	5140
Other Interest on Short-Term Debt <i>(Describe & Itemize)</i>	5150
Total Debt Service - Interest On Short-Term Debt	5100
Debt Service - Interest on Long-Term Debt	5200
Debt Service - Payments of Principal on Long-Term Debt 15 (Lease/Purchase Principal Retired) <i>(Describe & Itemize)</i>	5300
Debt Service - Other <i>(Describe & Itemize)</i>	5400

Description: Enter Whole Numbers Only	Funct #
Total Debt Service	5000
PROVISION FOR CONTINGENCIES (DS)	6000
Total Direct Disbursements/Expenditures	
Excess (Deficiency) of Receipts/Revenues Over Disbursements/Expenditures	
40 - TRANSPORTATION FUND (TR)	
SUPPORT SERVICES (TR)	2000
Support Services - Pupils	2100
Other Support Services - Pupils <i>(Describe & Itemize)</i>	2190
Support Services - Business	
Pupil Transportation Services	2550
Other Support Services - Business <i>(Describe & Itemize)</i>	2900
Total Support Services	2000
COMMUNITY SERVICES (TR)	3000
PAYMENTS TO OTHER DIST & GOVT UNITS (TR)	4000
Payments to Other Dist & Govt Units (In-State)	4100
Payments for Regular Program	4110
Payments for Special Education Programs	4120
Payments for Adult/Continuing Education Programs	4130
Payments for CTE Programs	4140
Payments for Community College Programs	4170
Other Payments to In-State Govt Units - Programs <i>(Describe & Itemize)</i>	4190
Total Payments to Other Dist & Govt Units (In-State)	4100
Payments to Other Dist & Govt Units (Out-of-State) <i>(Describe & Itemize)</i>	4400
Total Payments to Other Dist & Govt Units	4000
DEBT SERVICE (TR)	5000
Debt Service - Interest on Short-Term Debt	5100
Tax Anticipation Warrants	5110
Tax Anticipation Notes	5120
Corporate Personal Prop Repl Tax Anticipation Notes	5130
State Aid Anticipation Certificates	5140
Other Interest on Short-Term Debt <i>(Describe & Itemize)</i>	5150
Total Debt Service - Interest On Short-Term Debt	5100
Debt Service - Interest on Long-Term Debt	5200
Debt Service - Payments of Principal on Long-Term Debt 15 (Lease/Purchase Principal Retired) <i>(Describe & Itemize)</i>	5300
Debt Service - Other <i>(Describe & Itemize)</i>	5400
Total Debt Service	5000
PROVISION FOR CONTINGENCIES (TR)	6000
Total Direct Disbursements/Expenditures	
Excess (Deficiency) of Receipts/Revenues Over Disbursements/Expenditures	
50 - MUNICIPAL RETIREMENT/SOC SEC FUND (MR/SS)	
INSTRUCTION (MR/SS)	1000
Regular Program	1100
Pre-K Programs	1125
Special Education Programs (Functions 1200-1220)	1200
Special Education Programs Pre-K	1225
Remedial and Supplemental Programs K-12	1250
Remedial and Supplemental Programs Pre-K	1275
Adult/Continuing Education Programs	1300
CTE Programs	1400
Interscholastic Programs	1500
Summer School Programs	1600
Gifted Programs	1650
Driver's Education Programs	1700
Bilingual Programs	1800
Truant Alternative & Optional Programs	1900

Description: Enter Whole Numbers Only	Funct #
Total Instruction	1000
SUPPORT SERVICES (MR/SS)	2000
Support Services - Pupil	2100
Attendance & Social Work Services	2110
Guidance Services	2120
Health Services	2130
Psychological Services	2140
Speech Pathology & Audiology Services	2150
Other Support Services - Pupils (<i>Describe & Itemize</i>)	2190
Total Support Services - Pupil	2100
Support Services - Instructional Staff	2200
Improvement of Instruction Services	2210
Educational Media Services	2220
Assessment & Testing	2230
Total Support Services - Instructional Staff	2200
Support Services - General Administration	2300
Board of Education Services	2310
Executive Administration Services	2320
Special Area Administrative Services	2330
Claims Paid from Self Insurance Fund	2361
Risk Management and Claims Services Payments	2365
Total Support Services - General Administration	2300
Support Services - School Administration	2400
Office of the Principal Services	2410
Other Support Services - School Administration (<i>Describe & Itemize</i>)	2490
Total Support Services - School Administration	2400
Support Services - Business	2500
Direction of Business Support Services	2510
Fiscal Services	2520
Facilities Acquisition & Construction Services	2530
Operation & Maintenance of Plant Service	2540
Pupil Transportation Services	2550
Food Services	2560
Internal Services	2570
Total Support Services - Business	2500
Support Services - Central	2600
Direction of Central Support Services	2610
Planning, Research, Development & Evaluation Services	2620
Information Services	2630
Staff Services	2640
Data Processing Services	2660
Total Support Services - Central	2600
Other Support Services - Misc. (<i>Describe & Itemize</i>)	2900
Total Support Services	2000
COMMUNITY SERVICES (MR/SS)	3000
PAYMENTS TO OTHER DIST & GOVT UNITS (MR/SS)	4000
Payments for Regular Programs	4110
Payments for Special Education Programs	4120
Payments for CTE Programs	4140
Total Payments to Other Dist & Govt Units	4000
DEBT SERVICE (MR/SS)	5000
Debt Service - Interest on Short-Term Debt	5100
Tax Anticipation Warrants	5110
Tax Anticipation Notes	5120
Corporate Personal Prop Repl Tax Anticipation Notes	5130
State Aid Anticipation Certificates	5140
Other Interest on Short-Term Debt (<i>Describe & Itemize</i>)	5150
Total Debt Service	5000

Description: Enter Whole Numbers Only	Funct #
PROVISION FOR CONTINGENCIES (MR/SS)	6000
Total Direct Disbursements/Expenditures	
Excess (Deficiency) of Receipts/Revenues Over Disbursements/Expenditures	
60 - CAPITAL PROJECTS (CP)	
SUPPORT SERVICES (CP)	2000
Support Services - Business	
Facilities Acquisition & Construction Services	2530
Other Support Services - Business <i>(Describe & Itemize)</i>	2900
Total Support Services	2000
PAYMENTS TO OTHER DIST & GOVT UNITS (CP)	4000
Payments to Other Dist & Govt Units (In-State)	4100
Payments to Regular Programs	4110
Payment for Special Education Programs	4120
Payment for CTE Programs	4140
Payments to Other Govt Units - Programs (In-State) <i>(Describe & Itemize)</i>	4190
Total Payments to Other Districts & Govt Units	4000
PROVISION FOR CONTINGENCIES (CP)	6000
Total Direct Disbursements/Expenditures	
Excess (Deficiency) of Receipts/Revenues Over Disbursements/Expenditures	
70 WORKING CASH FUND (WC)	
80 - TORT FUND (TF)	
INSTRUCTION (TF)	1000
Regular Programs	1100
Tuition Payment to Charter Schools	1115
Pre-K Programs	1125
Special Education Programs (Functions 1200 - 1220)	1200
Special Education Programs Pre-K	1225
Remedial and Supplemental Programs K-12	1250
Remedial and Supplemental Programs Pre-K	1275
Adult/Continuing Education Programs	1300
CTE Programs	1400
Interscholastic Programs	1500
Summer School Programs	1600
Gifted Programs	1650
Driver's Education Programs	1700
Bilingual Programs	1800
Truant Alternative & Optional Programs	1900
Pre-K Programs - Private Tuition	1910
Regular K-12 Programs Private Tuition	1911
Special Education Programs K-12 Private Tuition	1912
Special Education Programs Pre-K Tuition	1913
Remedial/Supplemental Programs K-12 Private Tuition	1914
Remedial/Supplemental Programs Pre-K Private Tuition	1915
Adult/Continuing Education Programs Private Tuition	1916
CTE Programs Private Tuition	1917
Interscholastic Programs Private Tuition	1918
Summer School Programs Private Tuition	1919
Gifted Programs Private Tuition	1920
Bilingual Programs Private Tuition	1921
Truants Alternative/Opt Ed Programs Private Tuition	1922
Total Instruction¹⁴	1000
SUPPORT SERVICES (TF)	2000
Support Services - Pupil	2100
Attendance & Social Work Services	2110
Guidance Services	2120
Health Services	2130

Description: Enter Whole Numbers Only	Funct #
Psychological Services	2140
Speech Pathology & Audiology Services	2150
Other Support Services - Pupils <i>(Describe & Itemize)</i>	2190
Total Support Services - Pupil	2100
Support Services - Instructional Staff	2200
Improvement of Instruction Services	2210
Educational Media Services	2220
Assessment & Testing	2230
Total Support Services - Instructional Staff	2200
Support Services - General Administration	2300
Board of Education Services	2310
Executive Administration Services	2320
Special Area Administration Services	2330
Claims Paid from Self Insurance Fund	2361
Risk Management and Claims Services Payments	2365
Total Support Services - General Administration	2300
Support Services - School Administration	2400
Office of the Principal Services	2410
Other Support Services - School Administration <i>(Describe & Itemize)</i>	2490
Total Support Services - School Administration	2400
Support Services - Business	2500
Direction of Business Support Services	2510
Fiscal Services	2520
Facilities Acquisition & Construction Services	2530
Operation & Maintenance of Plant Services	2540
Pupil Transportation Services	2550
Food Services	2560
Internal Services	2570
Total Support Services - Business	2500
Support Services - Central	2600
Direction of Central Support Services	2610
Planning, Research, Development & Evaluation Services	2620
Information Services	2630
Staff Services	2640
Data Processing Services	2660
Total Support Services - Central	2600
Other Support Services - Misc. <i>(Describe & Itemize)</i>	2900
Total Support Services	2000
COMMUNITY SERVICES (TF)	3000
PAYMENTS TO OTHER DIST & GOVT UNITS (TF)	4000
Payments to Other Dist & Govt Units (In-State)	4100
Payments for Regular Programs	4110
Payments for Special Education Programs	4120
Payments for Adult/Continuing Education Programs	4130
Payments for CTE Programs	4140
Payments for Community College Programs	4170
Other Payments to In-State Govt Units - Programs <i>(Describe & Itemize)</i>	4190
Total Payments to Other Dist & Govt Units (In-State)	4100
Payments for Regular Programs - Tuition	4210
Payments for Special Education Programs - Tuition	4220
Payments for Adult/Continuing Education Programs - Tuition	4230
Payments for CTE Programs - Tuition	4240
Payments for Community College Programs - Tuition	4270
Payments for Other Programs - Tuition	4280
Other Payments to In-State Govt Units - Tuition <i>(Describe & Itemize)</i>	4290
Total Payments to Other Dist & Govt Units - Tuition (In State)	4200
Payments for Regular Programs - Transfers	4310
Payments for Special Education Programs - Transfers	4320
Payments for Adult/Continuing Ed Programs - Transfers	4330

Description: Enter Whole Numbers Only	Funct #
Payments for CTE Programs - Transfers	4340
Payments for Community College Program - Transfers	4370
Payments for Other Programs - Transfers	4380
Other Payments to In-State Govt Units - Transfers <i>(Describe & Itemize)</i>	4390
Total Payments to Other Dist & Govt Units-Transfers (In State)	4300
Payments to Other Dist & Govt Units (Out of State)	4400
Total Payments to Other Dist & Govt Units	4000
DEBT SERVICE (TF)	5000
Debt Service - Interest on Short-Term Debt	
Tax Anticipation Warrants	5110
Tax Anticipation Notes	5120
Corporate Personal Property Replacement Tax Anticipation Notes	5130
State Aid Anticipation Certificates	5140
Other Interest or Short-Term Debt <i>(Describe & Itemize)</i>	5150
Debt Service - Interest on Long-Term Debt	5200
Debt Service - Payments of Principal on Long-Term Debt 15 (Lease/Purchase Principal Retired) <i>(Describe & Itemize)</i>	5300
Debt Service - Other <i>(Describe & Itemize)</i>	5400
Total Debt Service	5000
PROVISION FOR CONTINGENCIES (TF)	6000
Total Direct Disbursements/Expenditures	
Excess (Deficiency) of Receipts/Revenues Over Disbursements/Expenditures	
90 - FIRE PREVENTION & SAFETY FUND (FP&S)	
SUPPORT SERVICES (FP&S)	2000
Support Services - Business	2500
Facilities Acquisition & Construction Services	2530
Operation & Maintenance of Plant Service	2540
Total Support Services - Business	2500
Other Support Services - Misc. <i>(Describe & Itemize)</i>	2900
Total Support Services	2000
PAYMENTS TO OTHER DISTRICTS & GOVT UNITS (FP&S)	4000
Payments to Regular Programs	4110
Payments to Special Education Programs	4120
Other Payments to In-State Govt Units - Programs <i>(Describe & Itemize)</i>	4190
Total Payments to Other Districts & Govt Units (FPS)	4000
DEBT SERVICE (FP&S)	5000
Debt Service - Interest on Short-Term Debt	5100
Tax Anticipation Warrants	5110
Other Interest on Short-Term Debt <i>(Describe & Itemize)</i>	5150
Total Debt Service - Interest on Short-Term Debt	5100
Debt Service - Interest on Long-Term Debt	5200
Debt Service - Payments of Principal on Long-Term Debt 15 (Lease/Purchase Principal Retired) <i>(Describe & Itemize)</i>	5300
Total Debt Service	5000
PROVISIONS FOR CONTINGENCIES (FP&S)	6000
Total Direct Disbursements/Expenditures	
Excess (Deficiency) of Receipts/Revenues Over Disbursements/Expenditures	

Description: Enter Whole Numbers Only	Funct #
10 - EDUCATIONAL FUND (ED)	
INSTRUCTION (ED)	1000
Regular Programs	1100
Tuition Payment to Charter Schools	1115
Pre-K Programs	1125
Special Education Programs (Functions 1200 - 1220)	1200
Special Education Programs Pre-K	1225
Remedial and Supplemental Programs K-12	1250
Remedial and Supplemental Programs Pre-K	1275
Adult/Continuing Education Programs	1300
CTE Programs	1400
Interscholastic Programs	1500
Summer School Programs	1600
Gifted Programs	1650
Driver's Education Programs	1700
Bilingual Programs	1800
Truant Alternative & Optional Programs	1900
Pre-K Programs - Private Tuition	1910
Regular K-12 Programs Private Tuition	1911
Special Education Programs K-12 Private Tuition	1912
Special Education Programs Pre-K Tuition	1913
Remedial/Supplemental Programs K-12 Private Tuition	1914
Remedial/Supplemental Programs Pre-K Private Tuition	1915
Adult/Continuing Education Programs Private Tuition	1916
CTE Programs Private Tuition	1917
Interscholastic Programs Private Tuition	1918
Summer School Programs Private Tuition	1919
Gifted Programs Private Tuition	1920
Bilingual Programs Private Tuition	1921
Truants Alternative/Opt Ed Programs Private Tuition	1922
Student Activity Fund Expenditures	1999
Total Instruction14 (Without Student Activity Funds 1999)	1000
Total Instruction14 (With Student Activity Funds 1999)	1000
SUPPORT SERVICES (ED)	2000
Support Services - Pupil	2100
Attendance & Social Work Services	2110
Guidance Services	2120
Health Services	2130
Psychological Services	2140
Speech Pathology & Audiology Services	2150
Other Support Services - Pupils (<i>Describe & Itemize</i>)	2190
Total Support Services - Pupil	2100
Support Services - Instructional Staff	2200
Improvement of Instruction Services	2210
Educational Media Services	2220
Assessment & Testing	2230
Total Support Services - Instructional Staff	2200
Support Services - General Administration	2300
Board of Education Services	2310
Executive Administration Services	2320
Special Area Administration Services	2330
Tort Immunity Services	2361, 2365
Total Support Services - General Administration	2300
Support Services - School Administration	2400
Office of the Principal Services	2410
Other Support Services - School Administration (<i>Describe & Itemize</i>)	2490
Total Support Services - School Administration	2400
Support Services - Business	2500

Description: Enter Whole Numbers Only	Funct #
Direction of Business Support Services	2510
Fiscal Services	2520
Operation & Maintenance of Plant Services	2540
Pupil Transportation Services	2550
Food Services	2560
Internal Services	2570
Total Support Services - Business	2500
Support Services - Central	2600
Direction of Central Support Services	2610
Planning, Research, Development & Evaluation Services	2620
Information Services	2630
Staff Services	2640
Data Processing Services	2660
Total Support Services - Central	2600
Other Support Services - Misc. (Describe & Itemize)	2900
Total Support Services	2000
COMMUNITY SERVICES (ED)	3000
PAYMENTS TO OTHER DIST & GOVT UNITS (ED)	4000
Payments to Other Dist & Govt Units (In-State)	4100
Payments for Regular Programs	4110
Payments for Special Education Programs	4120
Payments for Adult/Continuing Education Programs	4130
Payments for CTE Programs	4140
Payments for Community College Programs	4170
Other Payments to In-State Govt Units - Programs (Describe & Itemize)	4190
Total Payments to Other Dist & Govt Units (In-State)	4100
Payments for Regular Programs - Tuition	4210
Payments for Special Education Programs - Tuition	4220
Payments for Adult/Continuing Education Programs - Tuition	4230
Payments for CTE Programs - Tuition	4240
Payments for Community College Programs - Tuition	4270
Payments for Other Programs - Tuition	4280
Other Payments to In-State Govt Units - Tuition (Describe & Itemize)	4290
Total Payments to Other Dist & Govt Units - Tuition (In State)	4200
Payments for Regular Programs - Transfers	4310
Payments for Special Education Programs - Transfers	4320
Payments for Adult/Continuing Ed Programs - Transfers	4330
Payments for CTE Programs - Transfers	4340
Payments for Community College Program - Transfers	4370
Payments for Other Programs - Transfers	4380
Other Payments to In-State Govt Units - Transfers (Describe & Itemize)	4390
Total Payments to Other Dist & Govt Units-Transfers (In State)	4300
Payments to Other Dist & Govt Units (Out of State)	4400
Total Payments to Other Dist & Govt Units	4000
DEBT SERVICE (ED)	5000
Debt Service - Interest on Short-Term Debt	5100
Tax Anticipation Warrants	5110
Tax Anticipation Notes	5120
Corporate Personal Property Repl Tax Anticipated Notes	5130
State Aid Anticipation Certificates	5140
Other Interest on Short-Term Debt (Describe & Itemize)	5150
Total Debt Service - Interest on Short-Term Debt	5100
Debt Service - Interest on Long-Term Debt	5200
Total Debt Service	5000
PROVISION FOR CONTINGENCIES (ED)	6000
Total Direct Disbursements/Expenditures (without Student Activity Funds (1999))	
Total Direct Disbursements/Expenditures (with Student Activity Funds (1999))	
Excess (Deficiency) of Receipts/Revenues Over Disbursements/Expenditures (without Student Activity Funds 1999)	

Description: Enter Whole Numbers Only	Funct #
Excess (Deficiency) of Receipts/Revenues Over Disbursements/Expenditures (with Student Activity Funds 1999)	
20 - OPERATIONS AND MAINTENANCE FUND (O&M)	
SUPPORT SERVICES (O&M)	2000
Support Services - Pupil	2100
Other Support Services - Pupils <i>(Describe & Itemize)</i>	2190
Support Services - Business	2500
Direction of Business Support Services	2510
Facilities Acquisition & Construction Services	2530
Operation & Maintenance of Plant Services	2540
Pupil Transportation Services	2550
Food Services	2560
Total Support Services - Business	2500
Other Support Services - Misc. <i>(Describe & Itemize)</i>	2900
Total Support Services	2000
COMMUNITY SERVICES (O&M)	3000
PAYMENTS TO OTHER DIST & GOVT UNITS (O&M)	4000
Payments to Other Dist & Govt Units (In-State)	4100
Payments for Regular Programs	4110
Payments for Special Education Programs	4120
Payments for CTE Program	4140
Other Payments to In-State Govt Units - Programs <i>(Describe & Itemize)</i>	4190
Total Payments to Other Dist & Govt Units (In-State)	4100
Payments to Other Dist & Govt Units (Out of State) 14	4400
Total Payments to Other Dist & Govt Unit	4000
DEBT SERVICE (O&M)	5000
Debt Service - Interest on Short-Term Debt	5100
Tax Anticipation Warrants	5110
Tax Anticipation Notes	5120
Corporate Personal Prop Repl Tax Anticipated Notes	5130
State Aid Anticipation Certificates	5140
Other Interest on Short-Term Debt <i>(Describe & Itemize)</i>	5150
Total Debt Service - Interest on Short-Term Debt	5100
Debt Service - Interest on Long-Term Debt	5200
Total Debt Service	5000
PROVISION FOR CONTINGENCIES (O&M)	6000
Total Direct Disbursements/Expenditures	
Excess (Deficiency) of Receipts/Revenues Over Disbursements/Expenditures	
30 - DEBT SERVICE FUND (DS)	
PAYMENTS TO OTHER DIST & GOVT UNITS (DS)	4000
Payments to Other Dist & Govt Units (In-State)	4100
Payments for Regular Programs	4110
Payments for Special Education Programs	4120
Other Payments to In-State Govt Units - Programs <i>(Describe & Itemize)</i>	4190
Total Payments to Other Dist & Govt Units (In-State)	4000
DEBT SERVICE (DS)	5000
Debt Service - Interest on Short-Term Debt	5100
Tax Anticipation Warrants	5110
Tax Anticipation Notes	5120
Corporate Personal Prop Repl Tax Anticipation Notes	5130
State Aid Anticipation Certificates	5140
Other Interest on Short-Term Debt <i>(Describe & Itemize)</i>	5150
Total Debt Service - Interest On Short-Term Debt	5100
Debt Service - Interest on Long-Term Debt	5200
Debt Service - Payments of Principal on Long-Term Debt 15 (Lease/Purchase Principal Retired) <i>(Describe & Itemize)</i>	5300
Debt Service - Other <i>(Describe & Itemize)</i>	5400

Description: Enter Whole Numbers Only	Funct #
Total Debt Service	5000
PROVISION FOR CONTINGENCIES (DS)	6000
Total Direct Disbursements/Expenditures	
Excess (Deficiency) of Receipts/Revenues Over Disbursements/Expenditures	
40 - TRANSPORTATION FUND (TR)	
SUPPORT SERVICES (TR)	2000
Support Services - Pupils	2100
Other Support Services - Pupils <i>(Describe & Itemize)</i>	2190
Support Services - Business	
Pupil Transportation Services	2550
Other Support Services - Business <i>(Describe & Itemize)</i>	2900
Total Support Services	2000
COMMUNITY SERVICES (TR)	3000
PAYMENTS TO OTHER DIST & GOVT UNITS (TR)	4000
Payments to Other Dist & Govt Units (In-State)	4100
Payments for Regular Program	4110
Payments for Special Education Programs	4120
Payments for Adult/Continuing Education Programs	4130
Payments for CTE Programs	4140
Payments for Community College Programs	4170
Other Payments to In-State Govt Units - Programs <i>(Describe & Itemize)</i>	4190
Total Payments to Other Dist & Govt Units (In-State)	4100
Payments to Other Dist & Govt Units (Out-of-State) <i>(Describe & Itemize)</i>	4400
Total Payments to Other Dist & Govt Units	4000
DEBT SERVICE (TR)	5000
Debt Service - Interest on Short-Term Debt	5100
Tax Anticipation Warrants	5110
Tax Anticipation Notes	5120
Corporate Personal Prop Repl Tax Anticipation Notes	5130
State Aid Anticipation Certificates	5140
Other Interest on Short-Term Debt <i>(Describe & Itemize)</i>	5150
Total Debt Service - Interest On Short-Term Debt	5100
Debt Service - Interest on Long-Term Debt	5200
Debt Service - Payments of Principal on Long-Term Debt 15 (Lease/Purchase Principal Retired) <i>(Describe & Itemize)</i>	5300
Debt Service - Other <i>(Describe & Itemize)</i>	5400
Total Debt Service	5000
PROVISION FOR CONTINGENCIES (TR)	6000
Total Direct Disbursements/Expenditures	
Excess (Deficiency) of Receipts/Revenues Over Disbursements/Expenditures	
50 - MUNICIPAL RETIREMENT/SOC SEC FUND (MR/SS)	
INSTRUCTION (MR/SS)	1000
Regular Program	1100
Pre-K Programs	1125
Special Education Programs (Functions 1200-1220)	1200
Special Education Programs Pre-K	1225
Remedial and Supplemental Programs K-12	1250
Remedial and Supplemental Programs Pre-K	1275
Adult/Continuing Education Programs	1300
CTE Programs	1400
Interscholastic Programs	1500
Summer School Programs	1600
Gifted Programs	1650
Driver's Education Programs	1700
Bilingual Programs	1800
Truant Alternative & Optional Programs	1900

Description: Enter Whole Numbers Only	Funct #
Total Instruction	1000
SUPPORT SERVICES (MR/SS)	2000
Support Services - Pupil	2100
Attendance & Social Work Services	2110
Guidance Services	2120
Health Services	2130
Psychological Services	2140
Speech Pathology & Audiology Services	2150
Other Support Services - Pupils (<i>Describe & Itemize</i>)	2190
Total Support Services - Pupil	2100
Support Services - Instructional Staff	2200
Improvement of Instruction Services	2210
Educational Media Services	2220
Assessment & Testing	2230
Total Support Services - Instructional Staff	2200
Support Services - General Administration	2300
Board of Education Services	2310
Executive Administration Services	2320
Special Area Administrative Services	2330
Claims Paid from Self Insurance Fund	2361
Risk Management and Claims Services Payments	2365
Total Support Services - General Administration	2300
Support Services - School Administration	2400
Office of the Principal Services	2410
Other Support Services - School Administration (<i>Describe & Itemize</i>)	2490
Total Support Services - School Administration	2400
Support Services - Business	2500
Direction of Business Support Services	2510
Fiscal Services	2520
Facilities Acquisition & Construction Services	2530
Operation & Maintenance of Plant Service	2540
Pupil Transportation Services	2550
Food Services	2560
Internal Services	2570
Total Support Services - Business	2500
Support Services - Central	2600
Direction of Central Support Services	2610
Planning, Research, Development & Evaluation Services	2620
Information Services	2630
Staff Services	2640
Data Processing Services	2660
Total Support Services - Central	2600
Other Support Services - Misc. (<i>Describe & Itemize</i>)	2900
Total Support Services	2000
COMMUNITY SERVICES (MR/SS)	3000
PAYMENTS TO OTHER DIST & GOVT UNITS (MR/SS)	4000
Payments for Regular Programs	4110
Payments for Special Education Programs	4120
Payments for CTE Programs	4140
Total Payments to Other Dist & Govt Units	4000
DEBT SERVICE (MR/SS)	5000
Debt Service - Interest on Short-Term Debt	5100
Tax Anticipation Warrants	5110
Tax Anticipation Notes	5120
Corporate Personal Prop Repl Tax Anticipation Notes	5130
State Aid Anticipation Certificates	5140
Other Interest on Short-Term Debt (<i>Describe & Itemize</i>)	5150
Total Debt Service	5000

Description: Enter Whole Numbers Only	Funct #
PROVISION FOR CONTINGENCIES (MR/SS)	6000
Total Direct Disbursements/Expenditures	
Excess (Deficiency) of Receipts/Revenues Over Disbursements/Expenditures	
60 - CAPITAL PROJECTS (CP)	
SUPPORT SERVICES (CP)	2000
Support Services - Business	
Facilities Acquisition & Construction Services	2530
Other Support Services - Business <i>(Describe & Itemize)</i>	2900
Total Support Services	2000
PAYMENTS TO OTHER DIST & GOVT UNITS (CP)	4000
Payments to Other Dist & Govt Units (In-State)	4100
Payments to Regular Programs	4110
Payment for Special Education Programs	4120
Payment for CTE Programs	4140
Payments to Other Govt Units - Programs (In-State) <i>(Describe & Itemize)</i>	4190
Total Payments to Other Districts & Govt Units	4000
PROVISION FOR CONTINGENCIES (CP)	6000
Total Direct Disbursements/Expenditures	
Excess (Deficiency) of Receipts/Revenues Over Disbursements/Expenditures	
70 WORKING CASH FUND (WC)	
80 - TORT FUND (TF)	
INSTRUCTION (TF)	1000
Regular Programs	1100
Tuition Payment to Charter Schools	1115
Pre-K Programs	1125
Special Education Programs (Functions 1200 - 1220)	1200
Special Education Programs Pre-K	1225
Remedial and Supplemental Programs K-12	1250
Remedial and Supplemental Programs Pre-K	1275
Adult/Continuing Education Programs	1300
CTE Programs	1400
Interscholastic Programs	1500
Summer School Programs	1600
Gifted Programs	1650
Driver's Education Programs	1700
Bilingual Programs	1800
Truant Alternative & Optional Programs	1900
Pre-K Programs - Private Tuition	1910
Regular K-12 Programs Private Tuition	1911
Special Education Programs K-12 Private Tuition	1912
Special Education Programs Pre-K Tuition	1913
Remedial/Supplemental Programs K-12 Private Tuition	1914
Remedial/Supplemental Programs Pre-K Private Tuition	1915
Adult/Continuing Education Programs Private Tuition	1916
CTE Programs Private Tuition	1917
Interscholastic Programs Private Tuition	1918
Summer School Programs Private Tuition	1919
Gifted Programs Private Tuition	1920
Bilingual Programs Private Tuition	1921
Truants Alternative/Opt Ed Programs Private Tuition	1922
Total Instruction¹⁴	1000
SUPPORT SERVICES (TF)	2000
Support Services - Pupil	2100
Attendance & Social Work Services	2110
Guidance Services	2120
Health Services	2130

Description: Enter Whole Numbers Only	Funct #
Psychological Services	2140
Speech Pathology & Audiology Services	2150
Other Support Services - Pupils (<i>Describe & Itemize</i>)	2190
Total Support Services - Pupil	2100
Support Services - Instructional Staff	2200
Improvement of Instruction Services	2210
Educational Media Services	2220
Assessment & Testing	2230
Total Support Services - Instructional Staff	2200
Support Services - General Administration	2300
Board of Education Services	2310
Executive Administration Services	2320
Special Area Administration Services	2330
Claims Paid from Self Insurance Fund	2361
Risk Management and Claims Services Payments	2365
Total Support Services - General Administration	2300
Support Services - School Administration	2400
Office of the Principal Services	2410
Other Support Services - School Administration (<i>Describe & Itemize</i>)	2490
Total Support Services - School Administration	2400
Support Services - Business	2500
Direction of Business Support Services	2510
Fiscal Services	2520
Facilities Acquisition & Construction Services	2530
Operation & Maintenance of Plant Services	2540
Pupil Transportation Services	2550
Food Services	2560
Internal Services	2570
Total Support Services - Business	2500
Support Services - Central	2600
Direction of Central Support Services	2610
Planning, Research, Development & Evaluation Services	2620
Information Services	2630
Staff Services	2640
Data Processing Services	2660
Total Support Services - Central	2600
Other Support Services - Misc. (<i>Describe & Itemize</i>)	2900
Total Support Services	2000
COMMUNITY SERVICES (TF)	3000
PAYMENTS TO OTHER DIST & GOVT UNITS (TF)	4000
Payments to Other Dist & Govt Units (In-State)	4100
Payments for Regular Programs	4110
Payments for Special Education Programs	4120
Payments for Adult/Continuing Education Programs	4130
Payments for CTE Programs	4140
Payments for Community College Programs	4170
Other Payments to In-State Govt Units - Programs (<i>Describe & Itemize</i>)	4190
Total Payments to Other Dist & Govt Units (In-State)	4100
Payments for Regular Programs - Tuition	4210
Payments for Special Education Programs - Tuition	4220
Payments for Adult/Continuing Education Programs - Tuition	4230
Payments for CTE Programs - Tuition	4240
Payments for Community College Programs - Tuition	4270
Payments for Other Programs - Tuition	4280
Other Payments to In-State Govt Units - Tuition (<i>Describe & Itemize</i>)	4290
Total Payments to Other Dist & Govt Units - Tuition (In State)	4200
Payments for Regular Programs - Transfers	4310
Payments for Special Education Programs - Transfers	4320
Payments for Adult/Continuing Ed Programs - Transfers	4330

Description: Enter Whole Numbers Only	Funct #
Payments for CTE Programs - Transfers	4340
Payments for Community College Program - Transfers	4370
Payments for Other Programs - Transfers	4380
Other Payments to In-State Govt Units - Transfers <i>(Describe & Itemize)</i>	4390
Total Payments to Other Dist & Govt Units-Transfers (In State)	4300
Payments to Other Dist & Govt Units (Out of State)	4400
Total Payments to Other Dist & Govt Units	4000
DEBT SERVICE (TF)	5000
Debt Service - Interest on Short-Term Debt	
Tax Anticipation Warrants	5110
Tax Anticipation Notes	5120
Corporate Personal Property Replacement Tax Anticipation Notes	5130
State Aid Anticipation Certificates	5140
Other Interest or Short-Term Debt <i>(Describe & Itemize)</i>	5150
Debt Service - Interest on Long-Term Debt	5200
Debt Service - Payments of Principal on Long-Term Debt 15 (Lease/Purchase Principal Retired) <i>(Describe & Itemize)</i>	5300
Debt Service - Other <i>(Describe & Itemize)</i>	5400
Total Debt Service	5000
PROVISION FOR CONTINGENCIES (TF)	6000
Total Direct Disbursements/Expenditures	
Excess (Deficiency) of Receipts/Revenues Over Disbursements/Expenditures	
90 - FIRE PREVENTION & SAFETY FUND (FP&S)	
SUPPORT SERVICES (FP&S)	2000
Support Services - Business	2500
Facilities Acquisition & Construction Services	2530
Operation & Maintenance of Plant Service	2540
Total Support Services - Business	2500
Other Support Services - Misc. <i>(Describe & Itemize)</i>	2900
Total Support Services	2000
PAYMENTS TO OTHER DISTRICTS & GOVT UNITS (FP&S)	4000
Payments to Regular Programs	4110
Payments to Special Education Programs	4120
Other Payments to In-State Govt Units - Programs <i>(Describe & Itemize)</i>	4190
Total Payments to Other Districts & Govt Units (FPS)	4000
DEBT SERVICE (FP&S)	5000
Debt Service - Interest on Short-Term Debt	5100
Tax Anticipation Warrants	5110
Other Interest on Short-Term Debt <i>(Describe & Itemize)</i>	5150
Total Debt Service - Interest on Short-Term Debt	5100
Debt Service - Interest on Long-Term Debt	5200
Debt Service - Payments of Principal on Long-Term Debt 15 (Lease/Purchase Principal Retired) <i>(Describe & Itemize)</i>	5300
Total Debt Service	5000
PROVISIONS FOR CONTINGENCIES (FP&S)	6000
Total Direct Disbursements/Expenditures	
Excess (Deficiency) of Receipts/Revenues Over Disbursements/Expenditures	

Description: Enter Whole Numbers Only	Funct #
10 - EDUCATIONAL FUND (ED)	
INSTRUCTION (ED)	1000
Regular Programs	1100
Tuition Payment to Charter Schools	1115
Pre-K Programs	1125
Special Education Programs (Functions 1200 - 1220)	1200
Special Education Programs Pre-K	1225
Remedial and Supplemental Programs K-12	1250
Remedial and Supplemental Programs Pre-K	1275
Adult/Continuing Education Programs	1300
CTE Programs	1400
Interscholastic Programs	1500
Summer School Programs	1600
Gifted Programs	1650
Driver's Education Programs	1700
Bilingual Programs	1800
Truant Alternative & Optional Programs	1900
Pre-K Programs - Private Tuition	1910
Regular K-12 Programs Private Tuition	1911
Special Education Programs K-12 Private Tuition	1912
Special Education Programs Pre-K Tuition	1913
Remedial/Supplemental Programs K-12 Private Tuition	1914
Remedial/Supplemental Programs Pre-K Private Tuition	1915
Adult/Continuing Education Programs Private Tuition	1916
CTE Programs Private Tuition	1917
Interscholastic Programs Private Tuition	1918
Summer School Programs Private Tuition	1919
Gifted Programs Private Tuition	1920
Bilingual Programs Private Tuition	1921
Truants Alternative/Opt Ed Programs Private Tuition	1922
Student Activity Fund Expenditures	1999
Total Instruction14 (Without Student Activity Funds 1999)	1000
Total Instruction14 (With Student Activity Funds 1999)	1000
SUPPORT SERVICES (ED)	2000
Support Services - Pupil	2100
Attendance & Social Work Services	2110
Guidance Services	2120
Health Services	2130
Psychological Services	2140
Speech Pathology & Audiology Services	2150
Other Support Services - Pupils (<i>Describe & Itemize</i>)	2190
Total Support Services - Pupil	2100
Support Services - Instructional Staff	2200
Improvement of Instruction Services	2210
Educational Media Services	2220
Assessment & Testing	2230
Total Support Services - Instructional Staff	2200
Support Services - General Administration	2300
Board of Education Services	2310
Executive Administration Services	2320
Special Area Administration Services	2330
Tort Immunity Services	2361, 2365
Total Support Services - General Administration	2300
Support Services - School Administration	2400
Office of the Principal Services	2410
Other Support Services - School Administration (<i>Describe & Itemize</i>)	2490
Total Support Services - School Administration	2400
Support Services - Business	2500

Description: Enter Whole Numbers Only	Funct #
Direction of Business Support Services	2510
Fiscal Services	2520
Operation & Maintenance of Plant Services	2540
Pupil Transportation Services	2550
Food Services	2560
Internal Services	2570
Total Support Services - Business	2500
Support Services - Central	2600
Direction of Central Support Services	2610
Planning, Research, Development & Evaluation Services	2620
Information Services	2630
Staff Services	2640
Data Processing Services	2660
Total Support Services - Central	2600
Other Support Services - Misc. (Describe & Itemize)	2900
Total Support Services	2000
COMMUNITY SERVICES (ED)	3000
PAYMENTS TO OTHER DIST & GOVT UNITS (ED)	4000
Payments to Other Dist & Govt Units (In-State)	4100
Payments for Regular Programs	4110
Payments for Special Education Programs	4120
Payments for Adult/Continuing Education Programs	4130
Payments for CTE Programs	4140
Payments for Community College Programs	4170
Other Payments to In-State Govt Units - Programs (Describe & Itemize)	4190
Total Payments to Other Dist & Govt Units (In-State)	4100
Payments for Regular Programs - Tuition	4210
Payments for Special Education Programs - Tuition	4220
Payments for Adult/Continuing Education Programs - Tuition	4230
Payments for CTE Programs - Tuition	4240
Payments for Community College Programs - Tuition	4270
Payments for Other Programs - Tuition	4280
Other Payments to In-State Govt Units - Tuition (Describe & Itemize)	4290
Total Payments to Other Dist & Govt Units - Tuition (In State)	4200
Payments for Regular Programs - Transfers	4310
Payments for Special Education Programs - Transfers	4320
Payments for Adult/Continuing Ed Programs - Transfers	4330
Payments for CTE Programs - Transfers	4340
Payments for Community College Program - Transfers	4370
Payments for Other Programs - Transfers	4380
Other Payments to In-State Govt Units - Transfers (Describe & Itemize)	4390
Total Payments to Other Dist & Govt Units-Transfers (In State)	4300
Payments to Other Dist & Govt Units (Out of State)	4400
Total Payments to Other Dist & Govt Units	4000
DEBT SERVICE (ED)	5000
Debt Service - Interest on Short-Term Debt	5100
Tax Anticipation Warrants	5110
Tax Anticipation Notes	5120
Corporate Personal Property Repl Tax Anticipated Notes	5130
State Aid Anticipation Certificates	5140
Other Interest on Short-Term Debt (Describe & Itemize)	5150
Total Debt Service - Interest on Short-Term Debt	5100
Debt Service - Interest on Long-Term Debt	5200
Total Debt Service	5000
PROVISION FOR CONTINGENCIES (ED)	6000
Total Direct Disbursements/Expenditures (without Student Activity Funds (1999))	
Total Direct Disbursements/Expenditures (with Student Activity Funds (1999))	
Excess (Deficiency) of Receipts/Revenues Over Disbursements/Expenditures (without Student Activity Funds 1999)	

Description: Enter Whole Numbers Only	Funct #
Excess (Deficiency) of Receipts/Revenues Over Disbursements/Expenditures (with Student Activity Funds 1999)	
20 - OPERATIONS AND MAINTENANCE FUND (O&M)	
SUPPORT SERVICES (O&M)	2000
Support Services - Pupil	2100
Other Support Services - Pupils <i>(Describe & Itemize)</i>	2190
Support Services - Business	2500
Direction of Business Support Services	2510
Facilities Acquisition & Construction Services	2530
Operation & Maintenance of Plant Services	2540
Pupil Transportation Services	2550
Food Services	2560
Total Support Services - Business	2500
Other Support Services - Misc. <i>(Describe & Itemize)</i>	2900
Total Support Services	2000
COMMUNITY SERVICES (O&M)	3000
PAYMENTS TO OTHER DIST & GOVT UNITS (O&M)	4000
Payments to Other Dist & Govt Units (In-State)	4100
Payments for Regular Programs	4110
Payments for Special Education Programs	4120
Payments for CTE Program	4140
Other Payments to In-State Govt Units - Programs <i>(Describe & Itemize)</i>	4190
Total Payments to Other Dist & Govt Units (In-State)	4100
Payments to Other Dist & Govt Units (Out of State) 14	4400
Total Payments to Other Dist & Govt Unit	4000
DEBT SERVICE (O&M)	5000
Debt Service - Interest on Short-Term Debt	5100
Tax Anticipation Warrants	5110
Tax Anticipation Notes	5120
Corporate Personal Prop Repl Tax Anticipated Notes	5130
State Aid Anticipation Certificates	5140
Other Interest on Short-Term Debt <i>(Describe & Itemize)</i>	5150
Total Debt Service - Interest on Short-Term Debt	5100
Debt Service - Interest on Long-Term Debt	5200
Total Debt Service	5000
PROVISION FOR CONTINGENCIES (O&M)	6000
Total Direct Disbursements/Expenditures	
Excess (Deficiency) of Receipts/Revenues Over Disbursements/Expenditures	
30 - DEBT SERVICE FUND (DS)	
PAYMENTS TO OTHER DIST & GOVT UNITS (DS)	4000
Payments to Other Dist & Govt Units (In-State)	4100
Payments for Regular Programs	4110
Payments for Special Education Programs	4120
Other Payments to In-State Govt Units - Programs <i>(Describe & Itemize)</i>	4190
Total Payments to Other Dist & Govt Units (In-State)	4000
DEBT SERVICE (DS)	5000
Debt Service - Interest on Short-Term Debt	5100
Tax Anticipation Warrants	5110
Tax Anticipation Notes	5120
Corporate Personal Prop Repl Tax Anticipation Notes	5130
State Aid Anticipation Certificates	5140
Other Interest on Short-Term Debt <i>(Describe & Itemize)</i>	5150
Total Debt Service - Interest On Short-Term Debt	5100
Debt Service - Interest on Long-Term Debt	5200
Debt Service - Payments of Principal on Long-Term Debt 15 (Lease/Purchase Principal Retired) <i>(Describe & Itemize)</i>	5300
Debt Service - Other <i>(Describe & Itemize)</i>	5400

Description: Enter Whole Numbers Only	Funct #
Total Debt Service	5000
PROVISION FOR CONTINGENCIES (DS)	6000
Total Direct Disbursements/Expenditures	
Excess (Deficiency) of Receipts/Revenues Over Disbursements/Expenditures	
40 - TRANSPORTATION FUND (TR)	
SUPPORT SERVICES (TR)	2000
Support Services - Pupils	2100
Other Support Services - Pupils <i>(Describe & Itemize)</i>	2190
Support Services - Business	
Pupil Transportation Services	2550
Other Support Services - Business <i>(Describe & Itemize)</i>	2900
Total Support Services	2000
COMMUNITY SERVICES (TR)	3000
PAYMENTS TO OTHER DIST & GOVT UNITS (TR)	4000
Payments to Other Dist & Govt Units (In-State)	4100
Payments for Regular Program	4110
Payments for Special Education Programs	4120
Payments for Adult/Continuing Education Programs	4130
Payments for CTE Programs	4140
Payments for Community College Programs	4170
Other Payments to In-State Govt Units - Programs <i>(Describe & Itemize)</i>	4190
Total Payments to Other Dist & Govt Units (In-State)	4100
Payments to Other Dist & Govt Units (Out-of-State) <i>(Describe & Itemize)</i>	4400
Total Payments to Other Dist & Govt Units	4000
DEBT SERVICE (TR)	5000
Debt Service - Interest on Short-Term Debt	5100
Tax Anticipation Warrants	5110
Tax Anticipation Notes	5120
Corporate Personal Prop Repl Tax Anticipation Notes	5130
State Aid Anticipation Certificates	5140
Other Interest on Short-Term Debt <i>(Describe & Itemize)</i>	5150
Total Debt Service - Interest On Short-Term Debt	5100
Debt Service - Interest on Long-Term Debt	5200
Debt Service - Payments of Principal on Long-Term Debt 15 (Lease/Purchase Principal Retired) <i>(Describe & Itemize)</i>	5300
Debt Service - Other <i>(Describe & Itemize)</i>	5400
Total Debt Service	5000
PROVISION FOR CONTINGENCIES (TR)	6000
Total Direct Disbursements/Expenditures	
Excess (Deficiency) of Receipts/Revenues Over Disbursements/Expenditures	
50 - MUNICIPAL RETIREMENT/SOC SEC FUND (MR/SS)	
INSTRUCTION (MR/SS)	1000
Regular Program	1100
Pre-K Programs	1125
Special Education Programs (Functions 1200-1220)	1200
Special Education Programs Pre-K	1225
Remedial and Supplemental Programs K-12	1250
Remedial and Supplemental Programs Pre-K	1275
Adult/Continuing Education Programs	1300
CTE Programs	1400
Interscholastic Programs	1500
Summer School Programs	1600
Gifted Programs	1650
Driver's Education Programs	1700
Bilingual Programs	1800
Truant Alternative & Optional Programs	1900

Description: Enter Whole Numbers Only	Funct #
Total Instruction	1000
SUPPORT SERVICES (MR/SS)	2000
Support Services - Pupil	2100
Attendance & Social Work Services	2110
Guidance Services	2120
Health Services	2130
Psychological Services	2140
Speech Pathology & Audiology Services	2150
Other Support Services - Pupils (<i>Describe & Itemize</i>)	2190
Total Support Services - Pupil	2100
Support Services - Instructional Staff	2200
Improvement of Instruction Services	2210
Educational Media Services	2220
Assessment & Testing	2230
Total Support Services - Instructional Staff	2200
Support Services - General Administration	2300
Board of Education Services	2310
Executive Administration Services	2320
Special Area Administrative Services	2330
Claims Paid from Self Insurance Fund	2361
Risk Management and Claims Services Payments	2365
Total Support Services - General Administration	2300
Support Services - School Administration	2400
Office of the Principal Services	2410
Other Support Services - School Administration (<i>Describe & Itemize</i>)	2490
Total Support Services - School Administration	2400
Support Services - Business	2500
Direction of Business Support Services	2510
Fiscal Services	2520
Facilities Acquisition & Construction Services	2530
Operation & Maintenance of Plant Service	2540
Pupil Transportation Services	2550
Food Services	2560
Internal Services	2570
Total Support Services - Business	2500
Support Services - Central	2600
Direction of Central Support Services	2610
Planning, Research, Development & Evaluation Services	2620
Information Services	2630
Staff Services	2640
Data Processing Services	2660
Total Support Services - Central	2600
Other Support Services - Misc. (<i>Describe & Itemize</i>)	2900
Total Support Services	2000
COMMUNITY SERVICES (MR/SS)	3000
PAYMENTS TO OTHER DIST & GOVT UNITS (MR/SS)	4000
Payments for Regular Programs	4110
Payments for Special Education Programs	4120
Payments for CTE Programs	4140
Total Payments to Other Dist & Govt Units	4000
DEBT SERVICE (MR/SS)	5000
Debt Service - Interest on Short-Term Debt	5100
Tax Anticipation Warrants	5110
Tax Anticipation Notes	5120
Corporate Personal Prop Repl Tax Anticipation Notes	5130
State Aid Anticipation Certificates	5140
Other Interest on Short-Term Debt (<i>Describe & Itemize</i>)	5150
Total Debt Service	5000

Description: Enter Whole Numbers Only	Funct #
PROVISION FOR CONTINGENCIES (MR/SS)	6000
Total Direct Disbursements/Expenditures	
Excess (Deficiency) of Receipts/Revenues Over Disbursements/Expenditures	
60 - CAPITAL PROJECTS (CP)	
SUPPORT SERVICES (CP)	2000
Support Services - Business	
Facilities Acquisition & Construction Services	2530
Other Support Services - Business <i>(Describe & Itemize)</i>	2900
Total Support Services	2000
PAYMENTS TO OTHER DIST & GOVT UNITS (CP)	4000
Payments to Other Dist & Govt Units (In-State)	4100
Payments to Regular Programs	4110
Payment for Special Education Programs	4120
Payment for CTE Programs	4140
Payments to Other Govt Units - Programs (In-State) <i>(Describe & Itemize)</i>	4190
Total Payments to Other Districts & Govt Units	4000
PROVISION FOR CONTINGENCIES (CP)	6000
Total Direct Disbursements/Expenditures	
Excess (Deficiency) of Receipts/Revenues Over Disbursements/Expenditures	
70 WORKING CASH FUND (WC)	
80 - TORT FUND (TF)	
INSTRUCTION (TF)	1000
Regular Programs	1100
Tuition Payment to Charter Schools	1115
Pre-K Programs	1125
Special Education Programs (Functions 1200 - 1220)	1200
Special Education Programs Pre-K	1225
Remedial and Supplemental Programs K-12	1250
Remedial and Supplemental Programs Pre-K	1275
Adult/Continuing Education Programs	1300
CTE Programs	1400
Interscholastic Programs	1500
Summer School Programs	1600
Gifted Programs	1650
Driver's Education Programs	1700
Bilingual Programs	1800
Truant Alternative & Optional Programs	1900
Pre-K Programs - Private Tuition	1910
Regular K-12 Programs Private Tuition	1911
Special Education Programs K-12 Private Tuition	1912
Special Education Programs Pre-K Tuition	1913
Remedial/Supplemental Programs K-12 Private Tuition	1914
Remedial/Supplemental Programs Pre-K Private Tuition	1915
Adult/Continuing Education Programs Private Tuition	1916
CTE Programs Private Tuition	1917
Interscholastic Programs Private Tuition	1918
Summer School Programs Private Tuition	1919
Gifted Programs Private Tuition	1920
Bilingual Programs Private Tuition	1921
Truants Alternative/Opt Ed Programs Private Tuition	1922
Total Instruction¹⁴	1000
SUPPORT SERVICES (TF)	2000
Support Services - Pupil	2100
Attendance & Social Work Services	2110
Guidance Services	2120
Health Services	2130

Description: Enter Whole Numbers Only	Funct #
Psychological Services	2140
Speech Pathology & Audiology Services	2150
Other Support Services - Pupils <i>(Describe & Itemize)</i>	2190
Total Support Services - Pupil	2100
Support Services - Instructional Staff	2200
Improvement of Instruction Services	2210
Educational Media Services	2220
Assessment & Testing	2230
Total Support Services - Instructional Staff	2200
Support Services - General Administration	2300
Board of Education Services	2310
Executive Administration Services	2320
Special Area Administration Services	2330
Claims Paid from Self Insurance Fund	2361
Risk Management and Claims Services Payments	2365
Total Support Services - General Administration	2300
Support Services - School Administration	2400
Office of the Principal Services	2410
Other Support Services - School Administration <i>(Describe & Itemize)</i>	2490
Total Support Services - School Administration	2400
Support Services - Business	2500
Direction of Business Support Services	2510
Fiscal Services	2520
Facilities Acquisition & Construction Services	2530
Operation & Maintenance of Plant Services	2540
Pupil Transportation Services	2550
Food Services	2560
Internal Services	2570
Total Support Services - Business	2500
Support Services - Central	2600
Direction of Central Support Services	2610
Planning, Research, Development & Evaluation Services	2620
Information Services	2630
Staff Services	2640
Data Processing Services	2660
Total Support Services - Central	2600
Other Support Services - Misc. <i>(Describe & Itemize)</i>	2900
Total Support Services	2000
COMMUNITY SERVICES (TF)	3000
PAYMENTS TO OTHER DIST & GOVT UNITS (TF)	4000
Payments to Other Dist & Govt Units (In-State)	4100
Payments for Regular Programs	4110
Payments for Special Education Programs	4120
Payments for Adult/Continuing Education Programs	4130
Payments for CTE Programs	4140
Payments for Community College Programs	4170
Other Payments to In-State Govt Units - Programs <i>(Describe & Itemize)</i>	4190
Total Payments to Other Dist & Govt Units (In-State)	4100
Payments for Regular Programs - Tuition	4210
Payments for Special Education Programs - Tuition	4220
Payments for Adult/Continuing Education Programs - Tuition	4230
Payments for CTE Programs - Tuition	4240
Payments for Community College Programs - Tuition	4270
Payments for Other Programs - Tuition	4280
Other Payments to In-State Govt Units - Tuition <i>(Describe & Itemize)</i>	4290
Total Payments to Other Dist & Govt Units - Tuition (In State)	4200
Payments for Regular Programs - Transfers	4310
Payments for Special Education Programs - Transfers	4320
Payments for Adult/Continuing Ed Programs - Transfers	4330

Description: Enter Whole Numbers Only	Funct #
Payments for CTE Programs - Transfers	4340
Payments for Community College Program - Transfers	4370
Payments for Other Programs - Transfers	4380
Other Payments to In-State Govt Units - Transfers <i>(Describe & Itemize)</i>	4390
Total Payments to Other Dist & Govt Units-Transfers (In State)	4300
Payments to Other Dist & Govt Units (Out of State)	4400
Total Payments to Other Dist & Govt Units	4000
DEBT SERVICE (TF)	5000
Debt Service - Interest on Short-Term Debt	
Tax Anticipation Warrants	5110
Tax Anticipation Notes	5120
Corporate Personal Property Replacement Tax Anticipation Notes	5130
State Aid Anticipation Certificates	5140
Other Interest or Short-Term Debt <i>(Describe & Itemize)</i>	5150
Debt Service - Interest on Long-Term Debt	5200
Debt Service - Payments of Principal on Long-Term Debt 15 (Lease/Purchase Principal Retired) <i>(Describe & Itemize)</i>	5300
Debt Service - Other <i>(Describe & Itemize)</i>	5400
Total Debt Service	5000
PROVISION FOR CONTINGENCIES (TF)	6000
Total Direct Disbursements/Expenditures	
Excess (Deficiency) of Receipts/Revenues Over Disbursements/Expenditures	
90 - FIRE PREVENTION & SAFETY FUND (FP&S)	
SUPPORT SERVICES (FP&S)	2000
Support Services - Business	2500
Facilities Acquisition & Construction Services	2530
Operation & Maintenance of Plant Service	2540
Total Support Services - Business	2500
Other Support Services - Misc. <i>(Describe & Itemize)</i>	2900
Total Support Services	2000
PAYMENTS TO OTHER DISTRICTS & GOVT UNITS (FP&S)	4000
Payments to Regular Programs	4110
Payments to Special Education Programs	4120
Other Payments to In-State Govt Units - Programs <i>(Describe & Itemize)</i>	4190
Total Payments to Other Districts & Govt Units (FPS)	4000
DEBT SERVICE (FP&S)	5000
Debt Service - Interest on Short-Term Debt	5100
Tax Anticipation Warrants	5110
Other Interest on Short-Term Debt <i>(Describe & Itemize)</i>	5150
Total Debt Service - Interest on Short-Term Debt	5100
Debt Service - Interest on Long-Term Debt	5200
Debt Service - Payments of Principal on Long-Term Debt 15 (Lease/Purchase Principal Retired) <i>(Describe & Itemize)</i>	5300
Total Debt Service	5000
PROVISIONS FOR CONTINGENCIES (FP&S)	6000
Total Direct Disbursements/Expenditures	
Excess (Deficiency) of Receipts/Revenues Over Disbursements/Expenditures	

Description: Enter Whole Numbers Only	Funct #
10 - EDUCATIONAL FUND (ED)	
INSTRUCTION (ED)	1000
Regular Programs	1100
Tuition Payment to Charter Schools	1115
Pre-K Programs	1125
Special Education Programs (Functions 1200 - 1220)	1200
Special Education Programs Pre-K	1225
Remedial and Supplemental Programs K-12	1250
Remedial and Supplemental Programs Pre-K	1275
Adult/Continuing Education Programs	1300
CTE Programs	1400
Interscholastic Programs	1500
Summer School Programs	1600
Gifted Programs	1650
Driver's Education Programs	1700
Bilingual Programs	1800
Truant Alternative & Optional Programs	1900
Pre-K Programs - Private Tuition	1910
Regular K-12 Programs Private Tuition	1911
Special Education Programs K-12 Private Tuition	1912
Special Education Programs Pre-K Tuition	1913
Remedial/Supplemental Programs K-12 Private Tuition	1914
Remedial/Supplemental Programs Pre-K Private Tuition	1915
Adult/Continuing Education Programs Private Tuition	1916
CTE Programs Private Tuition	1917
Interscholastic Programs Private Tuition	1918
Summer School Programs Private Tuition	1919
Gifted Programs Private Tuition	1920
Bilingual Programs Private Tuition	1921
Truants Alternative/Opt Ed Programs Private Tuition	1922
Student Activity Fund Expenditures	1999
Total Instruction14 (Without Student Activity Funds 1999)	1000
Total Instruction14 (With Student Activity Funds 1999)	1000
SUPPORT SERVICES (ED)	2000
Support Services - Pupil	2100
Attendance & Social Work Services	2110
Guidance Services	2120
Health Services	2130
Psychological Services	2140
Speech Pathology & Audiology Services	2150
Other Support Services - Pupils (<i>Describe & Itemize</i>)	2190
Total Support Services - Pupil	2100
Support Services - Instructional Staff	2200
Improvement of Instruction Services	2210
Educational Media Services	2220
Assessment & Testing	2230
Total Support Services - Instructional Staff	2200
Support Services - General Administration	2300
Board of Education Services	2310
Executive Administration Services	2320
Special Area Administration Services	2330
Tort Immunity Services	2361, 2365
Total Support Services - General Administration	2300
Support Services - School Administration	2400
Office of the Principal Services	2410
Other Support Services - School Administration (<i>Describe & Itemize</i>)	2490
Total Support Services - School Administration	2400
Support Services - Business	2500

Description: Enter Whole Numbers Only	Funct #
Direction of Business Support Services	2510
Fiscal Services	2520
Operation & Maintenance of Plant Services	2540
Pupil Transportation Services	2550
Food Services	2560
Internal Services	2570
Total Support Services - Business	2500
Support Services - Central	2600
Direction of Central Support Services	2610
Planning, Research, Development & Evaluation Services	2620
Information Services	2630
Staff Services	2640
Data Processing Services	2660
Total Support Services - Central	2600
Other Support Services - Misc. (Describe & Itemize)	2900
Total Support Services	2000
COMMUNITY SERVICES (ED)	3000
PAYMENTS TO OTHER DIST & GOVT UNITS (ED)	4000
Payments to Other Dist & Govt Units (In-State)	4100
Payments for Regular Programs	4110
Payments for Special Education Programs	4120
Payments for Adult/Continuing Education Programs	4130
Payments for CTE Programs	4140
Payments for Community College Programs	4170
Other Payments to In-State Govt Units - Programs (Describe & Itemize)	4190
Total Payments to Other Dist & Govt Units (In-State)	4100
Payments for Regular Programs - Tuition	4210
Payments for Special Education Programs - Tuition	4220
Payments for Adult/Continuing Education Programs - Tuition	4230
Payments for CTE Programs - Tuition	4240
Payments for Community College Programs - Tuition	4270
Payments for Other Programs - Tuition	4280
Other Payments to In-State Govt Units - Tuition (Describe & Itemize)	4290
Total Payments to Other Dist & Govt Units - Tuition (In State)	4200
Payments for Regular Programs - Transfers	4310
Payments for Special Education Programs - Transfers	4320
Payments for Adult/Continuing Ed Programs - Transfers	4330
Payments for CTE Programs - Transfers	4340
Payments for Community College Program - Transfers	4370
Payments for Other Programs - Transfers	4380
Other Payments to In-State Govt Units - Transfers (Describe & Itemize)	4390
Total Payments to Other Dist & Govt Units-Transfers (In State)	4300
Payments to Other Dist & Govt Units (Out of State)	4400
Total Payments to Other Dist & Govt Units	4000
DEBT SERVICE (ED)	5000
Debt Service - Interest on Short-Term Debt	5100
Tax Anticipation Warrants	5110
Tax Anticipation Notes	5120
Corporate Personal Property Repl Tax Anticipated Notes	5130
State Aid Anticipation Certificates	5140
Other Interest on Short-Term Debt (Describe & Itemize)	5150
Total Debt Service - Interest on Short-Term Debt	5100
Debt Service - Interest on Long-Term Debt	5200
Total Debt Service	5000
PROVISION FOR CONTINGENCIES (ED)	6000
Total Direct Disbursements/Expenditures (without Student Activity Funds (1999))	
Total Direct Disbursements/Expenditures (with Student Activity Funds (1999))	
Excess (Deficiency) of Receipts/Revenues Over Disbursements/Expenditures (without Student Activity Funds 1999)	

Description: Enter Whole Numbers Only	Funct #
Excess (Deficiency) of Receipts/Revenues Over Disbursements/Expenditures (with Student Activity Funds 1999)	
20 - OPERATIONS AND MAINTENANCE FUND (O&M)	
SUPPORT SERVICES (O&M)	2000
Support Services - Pupil	2100
Other Support Services - Pupils <i>(Describe & Itemize)</i>	2190
Support Services - Business	2500
Direction of Business Support Services	2510
Facilities Acquisition & Construction Services	2530
Operation & Maintenance of Plant Services	2540
Pupil Transportation Services	2550
Food Services	2560
Total Support Services - Business	2500
Other Support Services - Misc. <i>(Describe & Itemize)</i>	2900
Total Support Services	2000
COMMUNITY SERVICES (O&M)	3000
PAYMENTS TO OTHER DIST & GOVT UNITS (O&M)	4000
Payments to Other Dist & Govt Units (In-State)	4100
Payments for Regular Programs	4110
Payments for Special Education Programs	4120
Payments for CTE Program	4140
Other Payments to In-State Govt Units - Programs <i>(Describe & Itemize)</i>	4190
Total Payments to Other Dist & Govt Units (In-State)	4100
Payments to Other Dist & Govt Units (Out of State) 14	4400
Total Payments to Other Dist & Govt Unit	4000
DEBT SERVICE (O&M)	5000
Debt Service - Interest on Short-Term Debt	5100
Tax Anticipation Warrants	5110
Tax Anticipation Notes	5120
Corporate Personal Prop Repl Tax Anticipated Notes	5130
State Aid Anticipation Certificates	5140
Other Interest on Short-Term Debt <i>(Describe & Itemize)</i>	5150
Total Debt Service - Interest on Short-Term Debt	5100
Debt Service - Interest on Long-Term Debt	5200
Total Debt Service	5000
PROVISION FOR CONTINGENCIES (O&M)	6000
Total Direct Disbursements/Expenditures	
Excess (Deficiency) of Receipts/Revenues Over Disbursements/Expenditures	
30 - DEBT SERVICE FUND (DS)	
PAYMENTS TO OTHER DIST & GOVT UNITS (DS)	4000
Payments to Other Dist & Govt Units (In-State)	4100
Payments for Regular Programs	4110
Payments for Special Education Programs	4120
Other Payments to In-State Govt Units - Programs <i>(Describe & Itemize)</i>	4190
Total Payments to Other Dist & Govt Units (In-State)	4000
DEBT SERVICE (DS)	5000
Debt Service - Interest on Short-Term Debt	5100
Tax Anticipation Warrants	5110
Tax Anticipation Notes	5120
Corporate Personal Prop Repl Tax Anticipation Notes	5130
State Aid Anticipation Certificates	5140
Other Interest on Short-Term Debt <i>(Describe & Itemize)</i>	5150
Total Debt Service - Interest On Short-Term Debt	5100
Debt Service - Interest on Long-Term Debt	5200
Debt Service - Payments of Principal on Long-Term Debt 15 (Lease/Purchase Principal Retired) <i>(Describe & Itemize)</i>	5300
Debt Service - Other <i>(Describe & Itemize)</i>	5400

Description: Enter Whole Numbers Only	Funct #
Total Debt Service	5000
PROVISION FOR CONTINGENCIES (DS)	6000
Total Direct Disbursements/Expenditures	
Excess (Deficiency) of Receipts/Revenues Over Disbursements/Expenditures	
40 - TRANSPORTATION FUND (TR)	
SUPPORT SERVICES (TR)	2000
Support Services - Pupils	2100
Other Support Services - Pupils <i>(Describe & Itemize)</i>	2190
Support Services - Business	
Pupil Transportation Services	2550
Other Support Services - Business <i>(Describe & Itemize)</i>	2900
Total Support Services	2000
COMMUNITY SERVICES (TR)	3000
PAYMENTS TO OTHER DIST & GOVT UNITS (TR)	4000
Payments to Other Dist & Govt Units (In-State)	4100
Payments for Regular Program	4110
Payments for Special Education Programs	4120
Payments for Adult/Continuing Education Programs	4130
Payments for CTE Programs	4140
Payments for Community College Programs	4170
Other Payments to In-State Govt Units - Programs <i>(Describe & Itemize)</i>	4190
Total Payments to Other Dist & Govt Units (In-State)	4100
Payments to Other Dist & Govt Units (Out-of-State) <i>(Describe & Itemize)</i>	4400
Total Payments to Other Dist & Govt Units	4000
DEBT SERVICE (TR)	5000
Debt Service - Interest on Short-Term Debt	5100
Tax Anticipation Warrants	5110
Tax Anticipation Notes	5120
Corporate Personal Prop Repl Tax Anticipation Notes	5130
State Aid Anticipation Certificates	5140
Other Interest on Short-Term Debt <i>(Describe & Itemize)</i>	5150
Total Debt Service - Interest On Short-Term Debt	5100
Debt Service - Interest on Long-Term Debt	5200
Debt Service - Payments of Principal on Long-Term Debt 15 (Lease/Purchase Principal Retired) <i>(Describe & Itemize)</i>	5300
Debt Service - Other <i>(Describe & Itemize)</i>	5400
Total Debt Service	5000
PROVISION FOR CONTINGENCIES (TR)	6000
Total Direct Disbursements/Expenditures	
Excess (Deficiency) of Receipts/Revenues Over Disbursements/Expenditures	
50 - MUNICIPAL RETIREMENT/SOC SEC FUND (MR/SS)	
INSTRUCTION (MR/SS)	1000
Regular Program	1100
Pre-K Programs	1125
Special Education Programs (Functions 1200-1220)	1200
Special Education Programs Pre-K	1225
Remedial and Supplemental Programs K-12	1250
Remedial and Supplemental Programs Pre-K	1275
Adult/Continuing Education Programs	1300
CTE Programs	1400
Interscholastic Programs	1500
Summer School Programs	1600
Gifted Programs	1650
Driver's Education Programs	1700
Bilingual Programs	1800
Truant Alternative & Optional Programs	1900

Description: Enter Whole Numbers Only	Funct #
Total Instruction	1000
SUPPORT SERVICES (MR/SS)	2000
Support Services - Pupil	2100
Attendance & Social Work Services	2110
Guidance Services	2120
Health Services	2130
Psychological Services	2140
Speech Pathology & Audiology Services	2150
Other Support Services - Pupils (<i>Describe & Itemize</i>)	2190
Total Support Services - Pupil	2100
Support Services - Instructional Staff	2200
Improvement of Instruction Services	2210
Educational Media Services	2220
Assessment & Testing	2230
Total Support Services - Instructional Staff	2200
Support Services - General Administration	2300
Board of Education Services	2310
Executive Administration Services	2320
Special Area Administrative Services	2330
Claims Paid from Self Insurance Fund	2361
Risk Management and Claims Services Payments	2365
Total Support Services - General Administration	2300
Support Services - School Administration	2400
Office of the Principal Services	2410
Other Support Services - School Administration (<i>Describe & Itemize</i>)	2490
Total Support Services - School Administration	2400
Support Services - Business	2500
Direction of Business Support Services	2510
Fiscal Services	2520
Facilities Acquisition & Construction Services	2530
Operation & Maintenance of Plant Service	2540
Pupil Transportation Services	2550
Food Services	2560
Internal Services	2570
Total Support Services - Business	2500
Support Services - Central	2600
Direction of Central Support Services	2610
Planning, Research, Development & Evaluation Services	2620
Information Services	2630
Staff Services	2640
Data Processing Services	2660
Total Support Services - Central	2600
Other Support Services - Misc. (<i>Describe & Itemize</i>)	2900
Total Support Services	2000
COMMUNITY SERVICES (MR/SS)	3000
PAYMENTS TO OTHER DIST & GOVT UNITS (MR/SS)	4000
Payments for Regular Programs	4110
Payments for Special Education Programs	4120
Payments for CTE Programs	4140
Total Payments to Other Dist & Govt Units	4000
DEBT SERVICE (MR/SS)	5000
Debt Service - Interest on Short-Term Debt	5100
Tax Anticipation Warrants	5110
Tax Anticipation Notes	5120
Corporate Personal Prop Repl Tax Anticipation Notes	5130
State Aid Anticipation Certificates	5140
Other Interest on Short-Term Debt (<i>Describe & Itemize</i>)	5150
Total Debt Service	5000

Description: Enter Whole Numbers Only	Funct #
PROVISION FOR CONTINGENCIES (MR/SS)	6000
Total Direct Disbursements/Expenditures	
Excess (Deficiency) of Receipts/Revenues Over Disbursements/Expenditures	
60 - CAPITAL PROJECTS (CP)	
SUPPORT SERVICES (CP)	2000
Support Services - Business	
Facilities Acquisition & Construction Services	2530
Other Support Services - Business <i>(Describe & Itemize)</i>	2900
Total Support Services	2000
PAYMENTS TO OTHER DIST & GOVT UNITS (CP)	4000
Payments to Other Dist & Govt Units (In-State)	4100
Payments to Regular Programs	4110
Payment for Special Education Programs	4120
Payment for CTE Programs	4140
Payments to Other Govt Units - Programs (In-State) <i>(Describe & Itemize)</i>	4190
Total Payments to Other Districts & Govt Units	4000
PROVISION FOR CONTINGENCIES (CP)	6000
Total Direct Disbursements/Expenditures	
Excess (Deficiency) of Receipts/Revenues Over Disbursements/Expenditures	
70 WORKING CASH FUND (WC)	
80 - TORT FUND (TF)	
INSTRUCTION (TF)	1000
Regular Programs	1100
Tuition Payment to Charter Schools	1115
Pre-K Programs	1125
Special Education Programs (Functions 1200 - 1220)	1200
Special Education Programs Pre-K	1225
Remedial and Supplemental Programs K-12	1250
Remedial and Supplemental Programs Pre-K	1275
Adult/Continuing Education Programs	1300
CTE Programs	1400
Interscholastic Programs	1500
Summer School Programs	1600
Gifted Programs	1650
Driver's Education Programs	1700
Bilingual Programs	1800
Truant Alternative & Optional Programs	1900
Pre-K Programs - Private Tuition	1910
Regular K-12 Programs Private Tuition	1911
Special Education Programs K-12 Private Tuition	1912
Special Education Programs Pre-K Tuition	1913
Remedial/Supplemental Programs K-12 Private Tuition	1914
Remedial/Supplemental Programs Pre-K Private Tuition	1915
Adult/Continuing Education Programs Private Tuition	1916
CTE Programs Private Tuition	1917
Interscholastic Programs Private Tuition	1918
Summer School Programs Private Tuition	1919
Gifted Programs Private Tuition	1920
Bilingual Programs Private Tuition	1921
Truants Alternative/Opt Ed Programs Private Tuition	1922
Total Instruction¹⁴	1000
SUPPORT SERVICES (TF)	2000
Support Services - Pupil	2100
Attendance & Social Work Services	2110
Guidance Services	2120
Health Services	2130

Description: Enter Whole Numbers Only	Funct #
Psychological Services	2140
Speech Pathology & Audiology Services	2150
Other Support Services - Pupils (<i>Describe & Itemize</i>)	2190
Total Support Services - Pupil	2100
Support Services - Instructional Staff	2200
Improvement of Instruction Services	2210
Educational Media Services	2220
Assessment & Testing	2230
Total Support Services - Instructional Staff	2200
Support Services - General Administration	2300
Board of Education Services	2310
Executive Administration Services	2320
Special Area Administration Services	2330
Claims Paid from Self Insurance Fund	2361
Risk Management and Claims Services Payments	2365
Total Support Services - General Administration	2300
Support Services - School Administration	2400
Office of the Principal Services	2410
Other Support Services - School Administration (<i>Describe & Itemize</i>)	2490
Total Support Services - School Administration	2400
Support Services - Business	2500
Direction of Business Support Services	2510
Fiscal Services	2520
Facilities Acquisition & Construction Services	2530
Operation & Maintenance of Plant Services	2540
Pupil Transportation Services	2550
Food Services	2560
Internal Services	2570
Total Support Services - Business	2500
Support Services - Central	2600
Direction of Central Support Services	2610
Planning, Research, Development & Evaluation Services	2620
Information Services	2630
Staff Services	2640
Data Processing Services	2660
Total Support Services - Central	2600
Other Support Services - Misc. (<i>Describe & Itemize</i>)	2900
Total Support Services	2000
COMMUNITY SERVICES (TF)	3000
PAYMENTS TO OTHER DIST & GOVT UNITS (TF)	4000
Payments to Other Dist & Govt Units (In-State)	4100
Payments for Regular Programs	4110
Payments for Special Education Programs	4120
Payments for Adult/Continuing Education Programs	4130
Payments for CTE Programs	4140
Payments for Community College Programs	4170
Other Payments to In-State Govt Units - Programs (<i>Describe & Itemize</i>)	4190
Total Payments to Other Dist & Govt Units (In-State)	4100
Payments for Regular Programs - Tuition	4210
Payments for Special Education Programs - Tuition	4220
Payments for Adult/Continuing Education Programs - Tuition	4230
Payments for CTE Programs - Tuition	4240
Payments for Community College Programs - Tuition	4270
Payments for Other Programs - Tuition	4280
Other Payments to In-State Govt Units - Tuition (<i>Describe & Itemize</i>)	4290
Total Payments to Other Dist & Govt Units - Tuition (In State)	4200
Payments for Regular Programs - Transfers	4310
Payments for Special Education Programs - Transfers	4320
Payments for Adult/Continuing Ed Programs - Transfers	4330

Description: Enter Whole Numbers Only	Funct #
Payments for CTE Programs - Transfers	4340
Payments for Community College Program - Transfers	4370
Payments for Other Programs - Transfers	4380
Other Payments to In-State Govt Units - Transfers <i>(Describe & Itemize)</i>	4390
Total Payments to Other Dist & Govt Units-Transfers (In State)	4300
Payments to Other Dist & Govt Units (Out of State)	4400
Total Payments to Other Dist & Govt Units	4000
DEBT SERVICE (TF)	5000
Debt Service - Interest on Short-Term Debt	
Tax Anticipation Warrants	5110
Tax Anticipation Notes	5120
Corporate Personal Property Replacement Tax Anticipation Notes	5130
State Aid Anticipation Certificates	5140
Other Interest or Short-Term Debt <i>(Describe & Itemize)</i>	5150
Debt Service - Interest on Long-Term Debt	5200
Debt Service - Payments of Principal on Long-Term Debt 15 (Lease/Purchase Principal Retired) <i>(Describe & Itemize)</i>	5300
Debt Service - Other <i>(Describe & Itemize)</i>	5400
Total Debt Service	5000
PROVISION FOR CONTINGENCIES (TF)	6000
Total Direct Disbursements/Expenditures	
Excess (Deficiency) of Receipts/Revenues Over Disbursements/Expenditures	
90 - FIRE PREVENTION & SAFETY FUND (FP&S)	
SUPPORT SERVICES (FP&S)	2000
Support Services - Business	2500
Facilities Acquisition & Construction Services	2530
Operation & Maintenance of Plant Service	2540
Total Support Services - Business	2500
Other Support Services - Misc. <i>(Describe & Itemize)</i>	2900
Total Support Services	2000
PAYMENTS TO OTHER DISTRICTS & GOVT UNITS (FP&S)	4000
Payments to Regular Programs	4110
Payments to Special Education Programs	4120
Other Payments to In-State Govt Units - Programs <i>(Describe & Itemize)</i>	4190
Total Payments to Other Districts & Govt Units (FPS)	4000
DEBT SERVICE (FP&S)	5000
Debt Service - Interest on Short-Term Debt	5100
Tax Anticipation Warrants	5110
Other Interest on Short-Term Debt <i>(Describe & Itemize)</i>	5150
Total Debt Service - Interest on Short-Term Debt	5100
Debt Service - Interest on Long-Term Debt	5200
Debt Service - Payments of Principal on Long-Term Debt 15 (Lease/Purchase Principal Retired) <i>(Describe & Itemize)</i>	5300
Total Debt Service	5000
PROVISIONS FOR CONTINGENCIES (FP&S)	6000
Total Direct Disbursements/Expenditures	
Excess (Deficiency) of Receipts/Revenues Over Disbursements/Expenditures	

Description: Enter Whole Numbers Only	Funct #
10 - EDUCATIONAL FUND (ED)	
INSTRUCTION (ED)	1000
Regular Programs	1100
Tuition Payment to Charter Schools	1115
Pre-K Programs	1125
Special Education Programs (Functions 1200 - 1220)	1200
Special Education Programs Pre-K	1225
Remedial and Supplemental Programs K-12	1250
Remedial and Supplemental Programs Pre-K	1275
Adult/Continuing Education Programs	1300
CTE Programs	1400
Interscholastic Programs	1500
Summer School Programs	1600
Gifted Programs	1650
Driver's Education Programs	1700
Bilingual Programs	1800
Truant Alternative & Optional Programs	1900
Pre-K Programs - Private Tuition	1910
Regular K-12 Programs Private Tuition	1911
Special Education Programs K-12 Private Tuition	1912
Special Education Programs Pre-K Tuition	1913
Remedial/Supplemental Programs K-12 Private Tuition	1914
Remedial/Supplemental Programs Pre-K Private Tuition	1915
Adult/Continuing Education Programs Private Tuition	1916
CTE Programs Private Tuition	1917
Interscholastic Programs Private Tuition	1918
Summer School Programs Private Tuition	1919
Gifted Programs Private Tuition	1920
Bilingual Programs Private Tuition	1921
Truants Alternative/Opt Ed Programs Private Tuition	1922
Student Activity Fund Expenditures	1999
Total Instruction14 (Without Student Activity Funds 1999)	1000
Total Instruction14 (With Student Activity Funds 1999)	1000
SUPPORT SERVICES (ED)	2000
Support Services - Pupil	2100
Attendance & Social Work Services	2110
Guidance Services	2120
Health Services	2130
Psychological Services	2140
Speech Pathology & Audiology Services	2150
Other Support Services - Pupils (<i>Describe & Itemize</i>)	2190
Total Support Services - Pupil	2100
Support Services - Instructional Staff	2200
Improvement of Instruction Services	2210
Educational Media Services	2220
Assessment & Testing	2230
Total Support Services - Instructional Staff	2200
Support Services - General Administration	2300
Board of Education Services	2310
Executive Administration Services	2320
Special Area Administration Services	2330
Tort Immunity Services	2361, 2365
Total Support Services - General Administration	2300
Support Services - School Administration	2400
Office of the Principal Services	2410
Other Support Services - School Administration (<i>Describe & Itemize</i>)	2490
Total Support Services - School Administration	2400
Support Services - Business	2500

Description: Enter Whole Numbers Only	Funct #
Direction of Business Support Services	2510
Fiscal Services	2520
Operation & Maintenance of Plant Services	2540
Pupil Transportation Services	2550
Food Services	2560
Internal Services	2570
Total Support Services - Business	2500
Support Services - Central	2600
Direction of Central Support Services	2610
Planning, Research, Development & Evaluation Services	2620
Information Services	2630
Staff Services	2640
Data Processing Services	2660
Total Support Services - Central	2600
Other Support Services - Misc. (Describe & Itemize)	2900
Total Support Services	2000
COMMUNITY SERVICES (ED)	3000
PAYMENTS TO OTHER DIST & GOVT UNITS (ED)	4000
Payments to Other Dist & Govt Units (In-State)	4100
Payments for Regular Programs	4110
Payments for Special Education Programs	4120
Payments for Adult/Continuing Education Programs	4130
Payments for CTE Programs	4140
Payments for Community College Programs	4170
Other Payments to In-State Govt Units - Programs (Describe & Itemize)	4190
Total Payments to Other Dist & Govt Units (In-State)	4100
Payments for Regular Programs - Tuition	4210
Payments for Special Education Programs - Tuition	4220
Payments for Adult/Continuing Education Programs - Tuition	4230
Payments for CTE Programs - Tuition	4240
Payments for Community College Programs - Tuition	4270
Payments for Other Programs - Tuition	4280
Other Payments to In-State Govt Units - Tuition (Describe & Itemize)	4290
Total Payments to Other Dist & Govt Units - Tuition (In State)	4200
Payments for Regular Programs - Transfers	4310
Payments for Special Education Programs - Transfers	4320
Payments for Adult/Continuing Ed Programs - Transfers	4330
Payments for CTE Programs - Transfers	4340
Payments for Community College Program - Transfers	4370
Payments for Other Programs - Transfers	4380
Other Payments to In-State Govt Units - Transfers (Describe & Itemize)	4390
Total Payments to Other Dist & Govt Units-Transfers (In State)	4300
Payments to Other Dist & Govt Units (Out of State)	4400
Total Payments to Other Dist & Govt Units	4000
DEBT SERVICE (ED)	5000
Debt Service - Interest on Short-Term Debt	5100
Tax Anticipation Warrants	5110
Tax Anticipation Notes	5120
Corporate Personal Property Repl Tax Anticipated Notes	5130
State Aid Anticipation Certificates	5140
Other Interest on Short-Term Debt (Describe & Itemize)	5150
Total Debt Service - Interest on Short-Term Debt	5100
Debt Service - Interest on Long-Term Debt	5200
Total Debt Service	5000
PROVISION FOR CONTINGENCIES (ED)	6000
Total Direct Disbursements/Expenditures (without Student Activity Funds (1999))	
Total Direct Disbursements/Expenditures (with Student Activity Funds (1999))	
Excess (Deficiency) of Receipts/Revenues Over Disbursements/Expenditures (without Student Activity Funds 1999)	

Description: Enter Whole Numbers Only	Funct #
Excess (Deficiency) of Receipts/Revenues Over Disbursements/Expenditures (with Student Activity Funds 1999)	
20 - OPERATIONS AND MAINTENANCE FUND (O&M)	
SUPPORT SERVICES (O&M)	2000
Support Services - Pupil	2100
Other Support Services - Pupils <i>(Describe & Itemize)</i>	2190
Support Services - Business	2500
Direction of Business Support Services	2510
Facilities Acquisition & Construction Services	2530
Operation & Maintenance of Plant Services	2540
Pupil Transportation Services	2550
Food Services	2560
Total Support Services - Business	2500
Other Support Services - Misc. <i>(Describe & Itemize)</i>	2900
Total Support Services	2000
COMMUNITY SERVICES (O&M)	3000
PAYMENTS TO OTHER DIST & GOVT UNITS (O&M)	4000
Payments to Other Dist & Govt Units (In-State)	4100
Payments for Regular Programs	4110
Payments for Special Education Programs	4120
Payments for CTE Program	4140
Other Payments to In-State Govt Units - Programs <i>(Describe & Itemize)</i>	4190
Total Payments to Other Dist & Govt Units (In-State)	4100
Payments to Other Dist & Govt Units (Out of State) 14	4400
Total Payments to Other Dist & Govt Unit	4000
DEBT SERVICE (O&M)	5000
Debt Service - Interest on Short-Term Debt	5100
Tax Anticipation Warrants	5110
Tax Anticipation Notes	5120
Corporate Personal Prop Repl Tax Anticipated Notes	5130
State Aid Anticipation Certificates	5140
Other Interest on Short-Term Debt <i>(Describe & Itemize)</i>	5150
Total Debt Service - Interest on Short-Term Debt	5100
Debt Service - Interest on Long-Term Debt	5200
Total Debt Service	5000
PROVISION FOR CONTINGENCIES (O&M)	6000
Total Direct Disbursements/Expenditures	
Excess (Deficiency) of Receipts/Revenues Over Disbursements/Expenditures	
30 - DEBT SERVICE FUND (DS)	
PAYMENTS TO OTHER DIST & GOVT UNITS (DS)	4000
Payments to Other Dist & Govt Units (In-State)	4100
Payments for Regular Programs	4110
Payments for Special Education Programs	4120
Other Payments to In-State Govt Units - Programs <i>(Describe & Itemize)</i>	4190
Total Payments to Other Dist & Govt Units (In-State)	4000
DEBT SERVICE (DS)	5000
Debt Service - Interest on Short-Term Debt	5100
Tax Anticipation Warrants	5110
Tax Anticipation Notes	5120
Corporate Personal Prop Repl Tax Anticipation Notes	5130
State Aid Anticipation Certificates	5140
Other Interest on Short-Term Debt <i>(Describe & Itemize)</i>	5150
Total Debt Service - Interest On Short-Term Debt	5100
Debt Service - Interest on Long-Term Debt	5200
Debt Service - Payments of Principal on Long-Term Debt 15 (Lease/Purchase Principal Retired) <i>(Describe & Itemize)</i>	5300
Debt Service - Other <i>(Describe & Itemize)</i>	5400

Description: Enter Whole Numbers Only	Funct #
Total Debt Service	5000
PROVISION FOR CONTINGENCIES (DS)	6000
Total Direct Disbursements/Expenditures	
Excess (Deficiency) of Receipts/Revenues Over Disbursements/Expenditures	
40 - TRANSPORTATION FUND (TR)	
SUPPORT SERVICES (TR)	2000
Support Services - Pupils	2100
Other Support Services - Pupils <i>(Describe & Itemize)</i>	2190
Support Services - Business	
Pupil Transportation Services	2550
Other Support Services - Business <i>(Describe & Itemize)</i>	2900
Total Support Services	2000
COMMUNITY SERVICES (TR)	3000
PAYMENTS TO OTHER DIST & GOVT UNITS (TR)	4000
Payments to Other Dist & Govt Units (In-State)	4100
Payments for Regular Program	4110
Payments for Special Education Programs	4120
Payments for Adult/Continuing Education Programs	4130
Payments for CTE Programs	4140
Payments for Community College Programs	4170
Other Payments to In-State Govt Units - Programs <i>(Describe & Itemize)</i>	4190
Total Payments to Other Dist & Govt Units (In-State)	4100
Payments to Other Dist & Govt Units (Out-of-State) <i>(Describe & Itemize)</i>	4400
Total Payments to Other Dist & Govt Units	4000
DEBT SERVICE (TR)	5000
Debt Service - Interest on Short-Term Debt	5100
Tax Anticipation Warrants	5110
Tax Anticipation Notes	5120
Corporate Personal Prop Repl Tax Anticipation Notes	5130
State Aid Anticipation Certificates	5140
Other Interest on Short-Term Debt <i>(Describe & Itemize)</i>	5150
Total Debt Service - Interest On Short-Term Debt	5100
Debt Service - Interest on Long-Term Debt	5200
Debt Service - Payments of Principal on Long-Term Debt 15 (Lease/Purchase Principal Retired) <i>(Describe & Itemize)</i>	5300
Debt Service - Other <i>(Describe & Itemize)</i>	5400
Total Debt Service	5000
PROVISION FOR CONTINGENCIES (TR)	6000
Total Direct Disbursements/Expenditures	
Excess (Deficiency) of Receipts/Revenues Over Disbursements/Expenditures	
50 - MUNICIPAL RETIREMENT/SOC SEC FUND (MR/SS)	
INSTRUCTION (MR/SS)	1000
Regular Program	1100
Pre-K Programs	1125
Special Education Programs (Functions 1200-1220)	1200
Special Education Programs Pre-K	1225
Remedial and Supplemental Programs K-12	1250
Remedial and Supplemental Programs Pre-K	1275
Adult/Continuing Education Programs	1300
CTE Programs	1400
Interscholastic Programs	1500
Summer School Programs	1600
Gifted Programs	1650
Driver's Education Programs	1700
Bilingual Programs	1800
Truant Alternative & Optional Programs	1900

Description: Enter Whole Numbers Only	Funct #
Total Instruction	1000
SUPPORT SERVICES (MR/SS)	2000
Support Services - Pupil	2100
Attendance & Social Work Services	2110
Guidance Services	2120
Health Services	2130
Psychological Services	2140
Speech Pathology & Audiology Services	2150
Other Support Services - Pupils (<i>Describe & Itemize</i>)	2190
Total Support Services - Pupil	2100
Support Services - Instructional Staff	2200
Improvement of Instruction Services	2210
Educational Media Services	2220
Assessment & Testing	2230
Total Support Services - Instructional Staff	2200
Support Services - General Administration	2300
Board of Education Services	2310
Executive Administration Services	2320
Special Area Administrative Services	2330
Claims Paid from Self Insurance Fund	2361
Risk Management and Claims Services Payments	2365
Total Support Services - General Administration	2300
Support Services - School Administration	2400
Office of the Principal Services	2410
Other Support Services - School Administration (<i>Describe & Itemize</i>)	2490
Total Support Services - School Administration	2400
Support Services - Business	2500
Direction of Business Support Services	2510
Fiscal Services	2520
Facilities Acquisition & Construction Services	2530
Operation & Maintenance of Plant Service	2540
Pupil Transportation Services	2550
Food Services	2560
Internal Services	2570
Total Support Services - Business	2500
Support Services - Central	2600
Direction of Central Support Services	2610
Planning, Research, Development & Evaluation Services	2620
Information Services	2630
Staff Services	2640
Data Processing Services	2660
Total Support Services - Central	2600
Other Support Services - Misc. (<i>Describe & Itemize</i>)	2900
Total Support Services	2000
COMMUNITY SERVICES (MR/SS)	3000
PAYMENTS TO OTHER DIST & GOVT UNITS (MR/SS)	4000
Payments for Regular Programs	4110
Payments for Special Education Programs	4120
Payments for CTE Programs	4140
Total Payments to Other Dist & Govt Units	4000
DEBT SERVICE (MR/SS)	5000
Debt Service - Interest on Short-Term Debt	5100
Tax Anticipation Warrants	5110
Tax Anticipation Notes	5120
Corporate Personal Prop Repl Tax Anticipation Notes	5130
State Aid Anticipation Certificates	5140
Other Interest on Short-Term Debt (<i>Describe & Itemize</i>)	5150
Total Debt Service	5000

Description: Enter Whole Numbers Only	Funct #
PROVISION FOR CONTINGENCIES (MR/SS)	6000
Total Direct Disbursements/Expenditures	
Excess (Deficiency) of Receipts/Revenues Over Disbursements/Expenditures	
60 - CAPITAL PROJECTS (CP)	
SUPPORT SERVICES (CP)	2000
Support Services - Business	
Facilities Acquisition & Construction Services	2530
Other Support Services - Business <i>(Describe & Itemize)</i>	2900
Total Support Services	2000
PAYMENTS TO OTHER DIST & GOVT UNITS (CP)	4000
Payments to Other Dist & Govt Units (In-State)	4100
Payments to Regular Programs	4110
Payment for Special Education Programs	4120
Payment for CTE Programs	4140
Payments to Other Govt Units - Programs (In-State) <i>(Describe & Itemize)</i>	4190
Total Payments to Other Districts & Govt Units	4000
PROVISION FOR CONTINGENCIES (CP)	6000
Total Direct Disbursements/Expenditures	
Excess (Deficiency) of Receipts/Revenues Over Disbursements/Expenditures	
70 WORKING CASH FUND (WC)	
80 - TORT FUND (TF)	
INSTRUCTION (TF)	1000
Regular Programs	1100
Tuition Payment to Charter Schools	1115
Pre-K Programs	1125
Special Education Programs (Functions 1200 - 1220)	1200
Special Education Programs Pre-K	1225
Remedial and Supplemental Programs K-12	1250
Remedial and Supplemental Programs Pre-K	1275
Adult/Continuing Education Programs	1300
CTE Programs	1400
Interscholastic Programs	1500
Summer School Programs	1600
Gifted Programs	1650
Driver's Education Programs	1700
Bilingual Programs	1800
Truant Alternative & Optional Programs	1900
Pre-K Programs - Private Tuition	1910
Regular K-12 Programs Private Tuition	1911
Special Education Programs K-12 Private Tuition	1912
Special Education Programs Pre-K Tuition	1913
Remedial/Supplemental Programs K-12 Private Tuition	1914
Remedial/Supplemental Programs Pre-K Private Tuition	1915
Adult/Continuing Education Programs Private Tuition	1916
CTE Programs Private Tuition	1917
Interscholastic Programs Private Tuition	1918
Summer School Programs Private Tuition	1919
Gifted Programs Private Tuition	1920
Bilingual Programs Private Tuition	1921
Truants Alternative/Opt Ed Programs Private Tuition	1922
Total Instruction¹⁴	1000
SUPPORT SERVICES (TF)	2000
Support Services - Pupil	2100
Attendance & Social Work Services	2110
Guidance Services	2120
Health Services	2130

Description: Enter Whole Numbers Only	Funct #
Psychological Services	2140
Speech Pathology & Audiology Services	2150
Other Support Services - Pupils <i>(Describe & Itemize)</i>	2190
Total Support Services - Pupil	2100
Support Services - Instructional Staff	2200
Improvement of Instruction Services	2210
Educational Media Services	2220
Assessment & Testing	2230
Total Support Services - Instructional Staff	2200
Support Services - General Administration	2300
Board of Education Services	2310
Executive Administration Services	2320
Special Area Administration Services	2330
Claims Paid from Self Insurance Fund	2361
Risk Management and Claims Services Payments	2365
Total Support Services - General Administration	2300
Support Services - School Administration	2400
Office of the Principal Services	2410
Other Support Services - School Administration <i>(Describe & Itemize)</i>	2490
Total Support Services - School Administration	2400
Support Services - Business	2500
Direction of Business Support Services	2510
Fiscal Services	2520
Facilities Acquisition & Construction Services	2530
Operation & Maintenance of Plant Services	2540
Pupil Transportation Services	2550
Food Services	2560
Internal Services	2570
Total Support Services - Business	2500
Support Services - Central	2600
Direction of Central Support Services	2610
Planning, Research, Development & Evaluation Services	2620
Information Services	2630
Staff Services	2640
Data Processing Services	2660
Total Support Services - Central	2600
Other Support Services - Misc. <i>(Describe & Itemize)</i>	2900
Total Support Services	2000
COMMUNITY SERVICES (TF)	3000
PAYMENTS TO OTHER DIST & GOVT UNITS (TF)	4000
Payments to Other Dist & Govt Units (In-State)	4100
Payments for Regular Programs	4110
Payments for Special Education Programs	4120
Payments for Adult/Continuing Education Programs	4130
Payments for CTE Programs	4140
Payments for Community College Programs	4170
Other Payments to In-State Govt Units - Programs <i>(Describe & Itemize)</i>	4190
Total Payments to Other Dist & Govt Units (In-State)	4100
Payments for Regular Programs - Tuition	4210
Payments for Special Education Programs - Tuition	4220
Payments for Adult/Continuing Education Programs - Tuition	4230
Payments for CTE Programs - Tuition	4240
Payments for Community College Programs - Tuition	4270
Payments for Other Programs - Tuition	4280
Other Payments to In-State Govt Units - Tuition <i>(Describe & Itemize)</i>	4290
Total Payments to Other Dist & Govt Units - Tuition (In State)	4200
Payments for Regular Programs - Transfers	4310
Payments for Special Education Programs - Transfers	4320
Payments for Adult/Continuing Ed Programs - Transfers	4330

Description: Enter Whole Numbers Only	Funct #
Payments for CTE Programs - Transfers	4340
Payments for Community College Program - Transfers	4370
Payments for Other Programs - Transfers	4380
Other Payments to In-State Govt Units - Transfers <i>(Describe & Itemize)</i>	4390
Total Payments to Other Dist & Govt Units-Transfers (In State)	4300
Payments to Other Dist & Govt Units (Out of State)	4400
Total Payments to Other Dist & Govt Units	4000
DEBT SERVICE (TF)	5000
Debt Service - Interest on Short-Term Debt	
Tax Anticipation Warrants	5110
Tax Anticipation Notes	5120
Corporate Personal Property Replacement Tax Anticipation Notes	5130
State Aid Anticipation Certificates	5140
Other Interest or Short-Term Debt <i>(Describe & Itemize)</i>	5150
Debt Service - Interest on Long-Term Debt	5200
Debt Service - Payments of Principal on Long-Term Debt 15 (Lease/Purchase Principal Retired) <i>(Describe & Itemize)</i>	5300
Debt Service - Other <i>(Describe & Itemize)</i>	5400
Total Debt Service	5000
PROVISION FOR CONTINGENCIES (TF)	6000
Total Direct Disbursements/Expenditures	
Excess (Deficiency) of Receipts/Revenues Over Disbursements/Expenditures	
90 - FIRE PREVENTION & SAFETY FUND (FP&S)	
SUPPORT SERVICES (FP&S)	2000
Support Services - Business	2500
Facilities Acquisition & Construction Services	2530
Operation & Maintenance of Plant Service	2540
Total Support Services - Business	2500
Other Support Services - Misc. <i>(Describe & Itemize)</i>	2900
Total Support Services	2000
PAYMENTS TO OTHER DISTRICTS & GOVT UNITS (FP&S)	4000
Payments to Regular Programs	4110
Payments to Special Education Programs	4120
Other Payments to In-State Govt Units - Programs <i>(Describe & Itemize)</i>	4190
Total Payments to Other Districts & Govt Units (FPS)	4000
DEBT SERVICE (FP&S)	5000
Debt Service - Interest on Short-Term Debt	5100
Tax Anticipation Warrants	5110
Other Interest on Short-Term Debt <i>(Describe & Itemize)</i>	5150
Total Debt Service - Interest on Short-Term Debt	5100
Debt Service - Interest on Long-Term Debt	5200
Debt Service - Payments of Principal on Long-Term Debt 15 (Lease/Purchase Principal Retired) <i>(Describe & Itemize)</i>	5300
Total Debt Service	5000
PROVISIONS FOR CONTINGENCIES (FP&S)	6000
Total Direct Disbursements/Expenditures	
Excess (Deficiency) of Receipts/Revenues Over Disbursements/Expenditures	

If there is an amount in column C or column

		Revenue Check: OK
		Expenditure Check: OK
Error Message	Revenues Acct. (EstRev tab)	Amount
OK	1190	
OK	1290	
OK	1614	
OK	1690	
OK	1790	
OK	1819	
OK	1829	
OK	1890	
OK	1993	
OK	1999	
OK	2300	
OK	3099	\$ 1,200,000
OK	3199	
OK	3299	
OK	3499	
OK	3599	
OK	3999	\$ 200,000
OK	4009	
OK	4090	
OK	4199	
OK	4299	
OK	4399	
OK	4499	
OK	4699	
OK	4799	
OK	4998	\$ 250,000

If there is an amount in coG, please describe the type of revenue or expenditure in colu

Revenue Check:
Expenditure Check:

Error Message	Revenues Acct. (EstRev tab)	Describe Revenue
OK	1190	
OK	1290	
OK	1614	
OK	1690	
OK	1790	
OK	1819	
OK	1829	
OK	1890	
OK	1993	
OK	1999	
OK	2300	
OK	3099	ALOP Program
OK	3199	
OK	3299	
OK	3499	
OK	3599	
OK	3999	DHS Program
OK	4009	
OK	4090	
OK	4199	
OK	4299	
OK	4399	
OK	4499	
OK	4699	
OK	4799	
OK	4998	E-Rate

If there is an amount in comn D or column H.

Revenue Check:
Expenditure Check:

Error Message	Revenues Acct. (EstRev tab)	Expenditures Fund-Function (EstExp tab)	Amount
OK	1190	10-2190	
OK	1290	10-2490	
OK	1614	10-2900	
OK	1690	10-4190	
OK	1790	10-4290	
OK	1819	10-4390	
OK	1829	10-4400	
OK	1890	10-5150	
OK	1993	20-2190	
OK	1999	20-2900	
OK	2300	20-4190	
OK	3099	20-4400	
OK	3199	20-5150	
OK	3299	30-4190	
OK	3499	30-5150	
OK	3599	30-5300	\$ 240,000
OK	3999	30-5400	\$ 350
OK	4009	40-2190	
OK	4090	40-2900	
OK	4199	40-4190	
OK	4299	40-4400	
OK	4399	40-5150	
OK	4499	40-5300	
OK	4699	40-5400	
OK	4799	50-2190	
OK	4998	50-2490	
		50-2900	
		50-5150	
		60-2900	
		60-4190	
		80-2190	
		80-2490	
		80-2900	
		80-4190	
		80-4290	
		80-4390	
		80-4400	
		80-5150	
		80-5300	
		80-5400	
		90-2900	
		90-4190	
		90-5150	
		90-5300	

DEFICIT BUDGET SUMMARY INFORMATION - Operating Funds Only (School Dis

Description	EDUCATIONAL FUND (10)	OPERATIONS & MAINTENANCE FUND (20)	TRANSPORTATION FUND (40)
Direct Revenues	47,686,520	3,651,056	724,350
Direct Expenditures	44,610,282	5,067,826	688,812
Difference	3,076,238	(1,416,770)	35,538
Estimated Fund Balance - June 30, 2025	14,455,352	1,143,661	719,070

Deficit Reduction Plan is not required

A deficit reduction plan is required if the local board of education adopts (or amends) the 2024-2025 school district budget in which listed above result in direct revenues (line 9, BudgetSum 2-4) being less than direct expenditures (line 19, BudgetSum 2-4) by an amount equal to or greater than the ending fund balance (line 81, BudgetSum 2-4).

Note: The balance is determined using only the four funds listed above. That is, if the estimated ending fund balance is less than three times the deficit, the school district shall adopt and file with ISBE a deficit reduction plan to balance the shortfall within three years.

Per School Code (105 ILCS 5/17-1) - If the Deficit AFR Summary Information tab from the 2023-2024 Annual Financial Report (AFR) indicates a deficit, then the school district shall adopt and submit a deficit reduction plan (found here on page 23-27) to ISBE within 30 days after acceptance.

The deficit reduction plan, if required, is developed using ISBE guidelines and format.

Districts Only)	
WORKING CASH FUND (70)	TOTAL
0	52,061,926
	50,366,920
0	1,695,006
0	16,318,083

the "operating funds"
greater than one-third (1/3) of

deficit spending, the district must

reflects a deficit as
a percentage of the AFR.

*School Districts Only		DEFICIT REDUCTION PLAN		
34049825060		ESTIMATED BUDGET		
District Number		FY2024-2025		
Spec Educ Dist Lake County/Sedol				
District Name		Educational Fund	Operations & Maintenance Fund	Transportation Fund
ESTIMATED BEGINNING FUND BALANCE (must equal prior Ending Fund Balance)		11,379,114	2,560,431	683,532
RECEIPTS/REVENUES	Acct #			
LOCAL SOURCES	1000	40,252,020	3,601,056	5,600
FLOW-THROUGH RECEIPTS/REVENUES FROM ONE DISTRICT TO ANOTHER DISTRICT	2000	800,000	0	0
STATE SOURCES	3000	5,154,500	50,000	718,750
FEDERAL SOURCES	4000	1,480,000	0	0
Total Receipts/Revenues		47,686,520	3,651,056	724,350
DISBURSEMENTS/EXPENDITURES	Funct #			
INSTRUCTION	1000	25,498,823		
SUPPORT SERVICES	2000	18,989,151	5,067,826	688,812
COMMUNITY SERVICES	3000	15,309	0	0
PAYMENTS TO OTHER DISTRICTS & GOVT. UNITS	4000	107,000	0	0
DEBT SERVICES	5000	0	0	0
PROVISION FOR CONTINGENCIES	6000	0	0	0
Total Disbursements/Expenditures		44,610,282	5,067,826	688,812
Excess of Receipts/Revenue Over/(Under) Disbursements/Expenditures		3,076,238	(1,416,770)	35,538
OTHER SOURCES/USES OF FUNDS				
OTHER SOURCES OF FUNDS (7000)		0	0	0
OTHER USES OF FUNDS (8000)		0	0	0
TOTAL OTHER SOURCES/USES OF FUNDS		0	0	0
ESTIMATED ENDING FUND BALANCE		14,455,352	1,143,661	719,070

Plan is incomplete.

AN		ESTIMATED BUDGET FY2025-2026				
Working Cash Fund	Total	Educational Fund	Operations & Maintenance Fund	Transportation Fund	Working Cash Fund	Total
0	14,623,077	14,455,352	1,143,661	719,070	0	16,318,083
0	43,858,676					0
	800,000					0
0	5,923,250					0
0	1,480,000					0
0	52,061,926	0	0	0	0	0
	25,498,823					0
	24,745,789					0
	15,309					0
	107,000					0
	0					0
	0					0
	50,366,920	0	0	0		0
0	1,695,006	0	0	0	0	0
0	0					0
0	0					0
0	0	0	0	0	0	0
0	16,318,083	14,455,352	1,143,661	719,070	0	16,318,083

**ESTIMATED BUDGET
FY2026-2027**

ESTIMATED BUDGET FY2026-2027						
Educational Fund	Operations & Maintenance Fund	Transportation Fund	Working Cash Fund	Total	Educational Fund	Operations & Maintenance Fund
14,455,352	1,143,661	719,070	0	16,318,083	14,455,352	1,143,661
				0		
				0		
				0		
0	0	0	0	0	0	0
				0		
				0		
				0		
				0		
				0		
0	0	0		0	0	0
0	0	0	0	0	0	0
				0		
				0		
0	0	0	0	0	0	0
14,455,352	1,143,661	719,070	0	16,318,083	14,455,352	1,143,661

ESTIMATED BUDGET FY2027-2028			SUMMARY		
			BUDGET ADDENDUM - DEFICIT REDUCTION PLAN ESTIMATED BUDGET		
			Date of Adoption: _____ (Enter as MM/DD/YY)		
Transportation Fund	Working Cash Fund	Total	FY2024-2025	FY2025-2026	FY2026-2027
719,070	0	16,318,083	14,623,077	16,318,083	16,318,083
		0	43,858,676	0	0
		0	800,000	0	0
		0	5,923,250	0	0
		0	1,480,000	0	0
0	0	0	52,061,926	0	0
		0	25,498,823	0	0
		0	24,745,789	0	0
		0	15,309	0	0
		0	107,000	0	0
		0	0	0	0
		0	0	0	0
0		0	50,366,920	0	0
0	0	0	1,695,006	0	0
		0	0	0	0
		0	0	0	0
0	0	0	0	0	0
719,070	0	16,318,083	16,318,083	16,318,083	16,318,083

AN

FY2027-2028

16,318,083

0

0

0

0

0

0

0

0

0

0

0

0

0

0

0

0

0

0

0

16,318,083

==
—

—

1.

2.

Deficit Reduction Plan-Background/Assumptions (School Districts Only)

**Fiscal Year 2024-2025
through Fiscal Year 2027-2028**

Spec Educ Dist Lake County/Sedol 34049825060

Please complete the following schedule and include a brief description to identify any areas of the budget that will be impacted from one year to the next. If the deficit reduction plan relies upon new local revenues, identify contingencies for further budget reductions which will be enacted in the event those new revenues are not available.

Background and Narrative of Budget Reductions:

Assumptions Used in the Deficit Reduction Plan:

- EBF and Estimated New Tier Funding:

- Equal Assessed Valuation and Tax Rates:

- Employee Salaries and Benefits:

- Short- and Long-Term Borrowing:

- Educational Impact:

- Other Assumptions:

- Has the district considered shared services or outsourcing (Ex: Transportation, Insurance)? If yes, please explain:

Part I: Achieving Student Growth

The questions below allow you to indicate the strategic priorities and strategies that will drive your efforts to achieve student growth programs.

Collaboration Opportunity - Organizational Units may find that I

1) What are the Organizational Unit's strategic goals for student success for the 2024-25 school year? What measures will be used to track progress?

2) Select the top three strategies that the Organizational Unit will employ to achieve student growth and make progress toward state education goals. (Select three different responses from the dropdown list.)

If "Other" was selected in question 2, please describe. (No more than 1000 characters, including spaces.)

Part II: Stakeholder Consultation

The questions below provide an opportunity to document the stakeholders with whom you consulted and the data you analyzed as released before current-year appropriations are known. Therefore, the figures provided are for the prior fiscal year.

Collaboration Opportunity - Organizational Units may find that questions

	<i>Final Resources / Adequacy Target =</i>	Average Student Enrollment
	Percent of Adequacy	Final Resources

Evidence-Based Funding Organizational Unit Results (FY 2024)		
	<i>Base Funding Minimum</i> +	Tier Assignment
	<i>Tier Funding =</i> Gross State Contribution	FY24 Base Funding Minimum
	<i>Within FY 2024 Gross State Contribution, Resources</i> <i>Attributable to</i> Specific Populations	Low-Income Students English Learners (ELs) Special Education
1)	FY 2025 Tier Funding Allocation*: Enter the dollar amount of Tier Funding (e.g., NEW MONEY only) allocated to the Organizational Unit for FY 2025. Select whether the amount is estimated or actual funding.	
2)	Select the <u>top three</u> sources of data used to inform the Organizational Unit's planned allocation of EBF dollars. (Select three different responses.)	
3)	Indicate with which groups the Organizational Unit engaged to inform its intended allocation of EBF dollars. (Select any that apply; otherwise leave blank.)	
	[Optional] Provide a brief description of the Organizational Unit's process for consulting with internal and external stakeholders in determining the allocation of EBF dollars. (No more than 1000 characters, including spaces.)	
4)	Given the data analyzed, the stakeholders consulted, and the priorities identified in Part I, indicate the top three priority investments the Organizational Unit will make with its FY 2025 Base Funding Minimum (e.g., excluding Tier Funding). Choose "Other" if investments do not match the provided list. (Select three different responses. "Other" may be selected more than once if needed.)	
	If "Other" was selected in question 4, please describe. (No more than 1000 characters, including spaces.)	

5)

The table below presents the regionally adjusted amount embedded in the Organizational Unit's FY 2024 Adequacy Target for while column H is optional. Organizational Units may choose to provide additional narrative context in Columns I-M to elaborate suggestions for using Employee Information System position codes and common expenditure accounts to support a determination.

Column G: If the Organizational Unit will receive at least \$5,000 in FY 2025 Tier Funding (as entered in Q2.1/cell G31), column cell. Rather, the table allows for the communication of priority investments with new state resources for the current fiscal year in Q2.1/cell G31 above must equal the sum in cell G90 below. If some or all Tier Funding is invested outside of the cost factors

Column H: Optionally, Organizational Units may populate column H with total planned expenditures in FY 2025 for each cost factor stakeholders in productive dialogue about resource allocation decisions.

Cost Factors		Amount in FY 2024 Adjusted Adequacy Target
Core Investments	Core Teachers	#N/A
	Specialist Teachers	#N/A
	Instructional Facilitator	#N/A
	Core Intervention Teacher	#N/A
	Substitute Teachers	#N/A
	Guidance Counselor	#N/A
	Nurse	#N/A
	Supervisory Aide	#N/A
	Librarian	#N/A
	Librarian Aide	#N/A
	Principal	#N/A
	Assistant Principal	#N/A
School Site Staff	#N/A	
	Subtotal	#N/A
Per Student Investments	Gifted	#N/A
	Professional Development	#N/A
	Instructional Materials	#N/A
	Assessments	#N/A
	Computer & Tech Equipment	#N/A
	Student Activities	#N/A
	Maintenance & Operations	#N/A
	Central Office	#N/A
Employee Benefits	#N/A	
	Subtotal*	#N/A
	Low-Income Intervention Teacher	#N/A

Additional Investments	Low-Income Pupil Support Staff	#N/A
	Low-Income Extended Day Teacher	#N/A
	Low-Income Summer School Teacher	#N/A
	EL Intervention Teacher	#N/A
	EL Pupil Support Staff	#N/A
	EL Extended Day Teacher	#N/A
	EL Summer School Teacher	#N/A
	EL Core Teacher	#N/A
	Sp Ed Teacher	#N/A
	Sp Ed Instructional Assistant	#N/A
	Sp Ed Psychologist	#N/A
	Subtotal	#N/A
	Other Investments	
	Total**	#N/A
<p>*The subtotal for Per Student Investments is a calculated figure that adjusts salary portions</p> <p>**The total is the Final Adequacy Target (adjusted for Regionalization Factor) calculated in t</p>		

If some or all Tier Funding was invested outside of the cost factors, please describe. (No more than 1000 characters, including spaces.)

EBF statute sets aside specific allocations to be spent for special education, English learners, and low-income students. Per statute the addition to, and not in lieu of, funding that supports general programs of instruction for all students. Funds attributable to special education student groups must be reported in cells G100-G102 below. If the Organizational Unit received at least \$5,000 for any of the student groups appropriate by the school district.

Collaboration Opportunity - Organizational Units may find that questions in this section are more appropriate for the P

1)	FY 2025 Student Population Allocations*: Enter the dollar amount of resources attributable to Specific Populations within the FY25 Gross State Contribution. Enter "0" if no funds are allocated for a student group. Select whether amounts are estimated or actual.	Low-Income Students
		English Learners
		Special Education

2) Organizational Unit investment of EBF dollars for low-income students: Select the investments that apply. (Optionally, dollar amounts for each investment may be entered.)
Response Optional

Additional context for the Organizational Unit's planned use of dollars attributable to low-income students in FY 2025. (Required if "Other Investments" selected above. No more than 500 characters, including spaces.)

Organizational Unit investment of EBF dollars for English learners: Select the investments that apply. (Optionally, dollar amounts for each investment may be entered.)
Response Optional
3)

Additional context for the Organizational Unit's planned use of dollars attributable to English learners in FY 2025. (Required if "Other Investments" selected above. No more than 500 characters, including spaces.)

Organizational Units investment of EBF dollars for Special Education: Select the investments that apply. (Optionally, dollar amounts for each investment may be entered.)
Response Optional
4)

Additional context for the Organizational Unit's planned use of dollars attributable to Special Education students in FY 2025. (Required if "Other Investments" selected above. No more than 500 characters, including spaces.)

Please complete the assurances below related to Article 14C of the Illinois School Code, which stipulates allowable expenditures for that a separate collection of the Bilingual Service Plan takes place before each school year and must be separately reviewed by the only required if an Organizational Unit receives any amount of EBF dollars attributable to English learners.

Collaboration Opportunity - Organizational Units ma

1). "I hereby affirm that at least 60% of the school district's state funds attributable to English learners will be used in accordance with Article 14C of the Illinois School Code. The remaining balance of state funds attributable to English learners will be used for other purposes."

2). "My school district has at least one attendance center with 20 or more English learners (including parental resource centers) and/or additionally, my school district has at least one attendance center with 20 or more English learners (including parental resource centers)."

3). "I hereby affirm that the school district's BPAC will review this EBF Spending Plan by or before October 31, 2024."

4). Enter the anticipated date on which the BPAC review will take place and the name of the BPAC chair for SY 2024.

BPAC Meeting (MM/DD/YYYY)	
Name of Chair	

Use the information below to confirm completion of all required questions. Note that the "status" column adjusts to responses, not the question text.

Question	Status	
Part 1, Q1	Incomplete	Character length of response must be 100 or less.
Part 1, Q2	Incomplete	A <u>different</u> response must be selected.
Part 1, Q2 (Narrative)	Complete	Response required only if "Other" selected.
Part 2, Q1	Incomplete	A numeric value must be entered in cell G43.
Part 2, Q2	Incomplete	A <u>different</u> response must be selected.
Part 2, Q3	Incomplete	At least one response must be selected.
Part 2, Q4	Incomplete	Cells G43, I43, and L43 cannot be blank.
Part 2, Q4 (Narrative)	Complete	Response required only if "Other" selected.
Part 2, Q5 (Cell G90)	Incomplete	Cell G90 must be equal to the value in cell G43.
Part 2, Q5 (Narrative)	Complete	Response required only if a value was entered in cell G90.
Part 3, Q1 Low-Income Funds	Incomplete	A numeric value must be entered. A value of 0 is acceptable.
Part 3, Q1 English Learner Funds	Incomplete	A numeric value must be entered, with a value of 0 acceptable.
Part 3, Q1 Spec. Ed. Funds	Incomplete	A numeric value must be entered. A value of 0 is acceptable.
Part 3, Q2	Complete	At least one response must be selected.
Part 3, Q2 (Narrative)	Complete	Response required only if "Other Investment" selected.
Part 3, Q3	Complete	At least one response must be selected.
Part 3, Q3 (Narrative)	Complete	Response required only if "Other Investment" selected.
Part 3, Q4	Complete	At least one response must be selected.
Part 3, Q4 (Narrative)	Complete	Response required only if "Other Investment" selected.
Assurances 1	Complete	Response required if the value entered is "No".
Assurances 2	Complete	Response required if the value entered is "No".
Assurances 3	Complete	Response required if "Yes" selected in cell G100.
Assurances 4 (Meeting Date)	Complete	Response required if "Yes" selected in cell G100.
Assurances 4 (Name of Chair)	Complete	Response required if "Yes" selected in cell G100.

Additional Funding: Fiscal Year 2025 Spending Plan

Spending Plan Not Required for Joint Agreements

Investment Growth and Making Progress Toward State Education Goals

Investment growth and make progress toward state education goals. These may involve investing in any combination of an Organization's

Part I is most easily and effectively completed if led by program leaders in consultation with finance leaders.

used to evaluate progress? (No more than 2000 characters, including spaces.)

Top Strategy 1	Top Strategy 2

Part II: Planned Use of Evidence-Based Funding

After you determined your strategic allocations of FY 2025 EBF dollars. Key statistics related to EBF distributions are provided

Items in this section are most easily and effectively completed if led by finance leaders in consultation with program leaders.

#N/A	Adequacy Target	#N/A
#N/A	Percent of Adequacy	#N/A

#N/A	Gross State Contribution	#N/A
#N/A	FY 2024 Tier Funding	#N/A
#N/A		
#N/A		
#N/A		

FY 2025 Tier Funding	Funding Type (Select)	<i>*Note: Tier Funding allocations are published annually c Amounts are available in early August. Districts must us submitting the budget to ISBE.</i>

Data Source 1	Data Source 2

Bilingual Program Director(s)		Principals	
Special Ed. Program Director(s)		School Improvement Teams	
Other Program Leaders		Teacher or Support Staff Unions	
School Board Members		Other School Staff	

Priority Investment 1	Priority Investment 2

<i>[Optional - Enter \$]</i>	<i>[Optional - Enter \$]</i>
------------------------------	------------------------------

--	--

English Learner Intervention Teacher		English Learner Extended Day Teacher	
--------------------------------------	--	--------------------------------------	--

<i>[Optional - Enter \$]</i>	<i>[Optional - Enter \$]</i>
------------------------------	------------------------------

English Learner Pupil Support Staff		English Learner Summer School Teacher	
-------------------------------------	--	---------------------------------------	--

<i>[Optional - Enter \$]</i>	<i>[Optional - Enter \$]</i>
------------------------------	------------------------------

--	--

Special Education Teacher		Special Education Psychologist	
---------------------------	--	--------------------------------	--

<i>[Optional - Enter \$]</i>	<i>[Optional - Enter \$]</i>
------------------------------	------------------------------

Special Education Instructional Assistant		Other Investments	
---	--	-------------------	--

<i>[Optional - Enter \$]</i>	<i>[Optional - Enter \$]</i>
------------------------------	------------------------------

--	--

Plan Assurances

English learners. Organizational Units should maintain supporting documentation (e.g., sign-in sheets, meeting agendas) for the Bilingual Parent Advisory Committee (BPAC). Responses in this plan should be aligned with information contained in the

y find that the plan assurances are most easily and effectively completed if led by program leaders.

ed for instructional costs of programs and services for English learners (function 1000), in accordance
ers will also be used to serve English learners."

fusals) who speak the same home language other than English in grades K-12. Alternatively
ncluding parent refusals) who speak the same home language other than English in pre-K."

24."

24-25.

Spending Plan Completion Tracker

so the tracker is most helpful to consult after you have completed the spending plan.

Acceptance Criteria

≥ >10 and ≤2000, including spaces.

d in G11, I11, and L11; cells cannot be blank.

lected in G11, I11, or L11; character length of response must be >10 and ≤1000, including spaces.

cell G31 (estimated or actual Tier Funding, or 0 if appropriations did not include Tier Funding). A type must be selected
d in G35, I35, and L35; cells cannot be blank.

ed.

nk. "Other" may be selected more than once, but other responses may not be repeated.

lected in G43, I43, or L43; character length of response must be >10 and ≤1000, including spaces.

n cell G31.

s entered in cell G89; character length of response must be >10 and ≤1000, including spaces.

type must be selected in cell H100.

nich may be "0" if the organizational unit received no funding for the specified student group. A type must be selected
type must be selected in cell H102.

ed.

estments" was selected in the previous question; character length of response must be >10 and ≤500, including space
ed.

estments" was selected in the previous question; character length of response must be >10 and ≤500, including space
ed.

estments" was selected in the previous question; character length of response must be >10 and ≤500, including space
ed in cell G101>0.


ed in cell G101>0.

γ cell E133.


γ cell E133; enter date in MM/DD/YYYY format.

γ cell E133.

	RCDT	34049825060
al Unit's core resources: time, money, people, and	Color Key	Text or dollar figure entered by user.
		Response selected from dropdown list
		Value is provided based on district selection.
Top Strategy 3		
d for your reference. Form 50-36/50-39 is typically		



at <https://www.isbe.net/Pages/ebfdistribution.aspx>.
e actual funding amounts if they are available before




Data Source 3



Bilingual Parent Advisory Committee	
Other Parent Group(s)	
Community Focus Group(s)	
Other	

Priority Investment 3



al Units that receive at least \$5,000 in Tier Funding, includes a definition for each cost factor, along with

ational Units are not expected to place a value in each g is available, the amount of new Tier Funding entered

column H, the Organizational Unit may engage local

istrict Narratives

ons.

ns.

Each individual cost factor will not equal the subtotal.
Subtotals in this table.


Additional investments for high-achieving learners and low-income students must be spent in
year EBF amounts attributable to each of the special
EBF funds may be spent in any manner deemed

and finance leaders.

*are published annually at isbe.net/ebfdist under
Section 1. Districts must use actual funding amounts if they are*

Other Investments

[Optional - Enter \$]




English Learner Core Teacher	
------------------------------	--

[Optional - Enter \$]

Other Investments	
-------------------	--

[Optional - Enter \$]



as) to affirm the veracity of the below assurances. Note the Bilingual Service Plan. Responses in this section are

ESTIMATED LIMITATION OF ADMINISTRATIVE COSTS (School District)

(For Local Use Only)

This is an estimated Limitation of Administrative Costs Worksheet only and will not be accepted for Official Submission of the Limitation of Administrative Costs Worksheet.

The worksheet is intended for use during the budgeting process to estimate the district's percent increase of FY2025 information is copied to this page. Insert the prior year estimated actual expenditures to compute the estimated percentage increase (decrease).

The official Limitation of Administrative Costs Worksheet is attached to the end of the Annual Financial Report (ISBE Form 50-35) and may be found on the ISBE website at: [Limitation of Administrative Costs Worksheet](#)

ESTIMATED LIMITATION OF ADMINISTRATIVE COSTS WORKSHEET
(Section 17-1.5 of the School Code)

		Estimated Actual Expenditures, Fiscal Year 2024		
		(10)	(20)	(80)
Description	Funct. No.	Educational Fund	Operations & Maintenance Fund	Tort Fund
1. Executive Administration Services	2320			
2. Special Area Administration Services	2330			
3. Other Support Services - School Administration	2490			
4. Direction of Business Support Services	2510			
5. Internal Services	2570			
6. Direction of Central Support Services	2610			
7. Deduct - Early Retirement or other pension obligations required by state law and included above.				
8. Totals		0	0	0
9. Estimated Percent Increase (Decrease) for FY2025 (Budgeted) over (Actual) FY 2024				

cts Only)

f Administrative Costs Worksheet.

budgeted expenditures over actual FY2024 expenditures. Budget
ase).

: submitted in conjunction with that report.

[Administrative Costs](#)

School District Name: **Spec Educ Dist Lake County/Sedol**

RCDT Number: **34049825060**

2024	Budgeted Expenditures, Fiscal Year 2025			
	(10)	(20)	(80)	
Total	Educational Fund	Operations & Maintenance Fund	Tort Fund	Total
0	1,745,311		0	1,745,311
0	0		0	0
0	0		0	0
0	199,811	0	0	199,811
0	0		0	0
0	0		0	0
0				0
0	1,945,122	0	0	1,945,122
				Enter Actual Data

Reference Description

- 1 Each fund balance should correspond to the fund balance reflected on the books as of June 30th - Balance Sheet Accounts #720 and #730 (audit figures, if available).
- 2 Accounting and Financial Reporting for Certain Grants and Other Financial Assistance. The "On-Behalf" Payments should only be reflected on this page (Budget Summary, Lines 10 and 20).
- 3 Requires the secretary of the school board to notify the county clerk (within 30 days of the transfer approval) to abate an equal amount of taxes to be next extended. See Sec. 10-22.14 & 17-2.11.
- 3a Requires notification to the county clerk to abate an equal amount from taxes next extended. See section 10-22.14
- 4 Principal on Bonds Sold:
 - (1) Funding Bonds are to be entered in the fund or funds in which the liability occurs.
 - (2) Refunding Bonds can be entered in the Debt Services Fund only.
 - (3) Building Bonds can be entered in the Capital Projects Fund only.
 - (4) Fire Prevention and Safety Bonds can be entered in the Fire Prevention & Safety Fund only.
- 5 The proceeds from the sale of school sites, buildings, or other real estate shall be used first to pay the principal and interest on any outstanding bonds on the property being sold, and after all such bonds have been retired, the remaining proceeds from the sale next shall be used by the school board to meet any urgent district needs as determined under Sections 2-3.12 and 17-2.11 of the School Code. Once these issues have been addressed, any remaining proceeds may be used for any other authorized purpose and for deposit into any district fund.
- 6 The School Code, Section 10-22.44 prohibits the transfer of interest earned on the investment of "any funds for purposes of Illinois Municipal Retirement under the Pension Code." This prohibition does not include funds for Social Security and Medicare-only purposes. For additional requirements on interest earnings, see 23 Illinois Administrative Code, Part 100, Section 100.50.
- 7 Cash plus investments must be greater than or equal to zero.
- 8 For cash basis budgets, this total will equal the Budget Summary - Total Direct Receipts/Revenues (Line 9) plus Total Other Sources of Funds (Line 46).
- 9 For cash basis budgets, this total will equal the Budget Summary - Total Direct Disbursements/Expenditures (Line 19) plus Total Other Uses of Funds (Line 79).
- 10 Working Cash Fund loans may be made to any district fund for which taxes are levied (Section 20-5 of the School Code).
- 11 Include revenue accounts 1110 through 1115, 1117,1118 & 1120.
- 12 The School Code Section 17-2.2c. Tax for leasing educational facilities or computer technology or both, and for temporary relocation expense purposes.
- 13 Corporate personal property replacement tax revenue must be first applied to the Municipal Retirement/Social Security Fund to replace tax revenue lost due to the abolition of the corporate personal property tax (30 ILCS 115/12). This provision does not apply to taxes levied for Medicare-Only purposes.
- 14 Only tuition payments made to private facilities. See Functions 4200 or 4400 for estimated public facility disbursements/expenditures.
- 15 Payment towards the retirement of lease/purchase agreements or bonded/other indebtedness (principal only) otherwise reported within the fund - e.g.: alternate revenue bonds. (Describe & Itemize)
- 16 Only abolishment of Working Cash Fund must transfer its funds directly to the Educational Fund upon adoption of a resolution and at the close of the current school Year (see 105 ILCS 5/20-8 for further explanation)
Only abatement of working cash fund can transfer its funds to any fund in most need of money
(see 105 ILCS 5/20-10 for further explanation)

CHECK FOR ERRORS

This worksheet checks various cells to assure that selected items are i

Please fix errors below before submitting to ISBE.

Budget Item References

1. Deficit Reduction Plan (DefReductPlan 23-27 tab)

Is Deficit Reduction Plan Required? (Joint Agreements do not complete Deficit Reduction Plan.)

If required, is Deficit Reduction Plan completed? (DefReductPlan 23-27 tab)

2. Cover Page (Cover tab)

District Name must be selected from drop-down. (Cell H13)

Accounting Basis must be selected on Cover sheet.

Dates (Day, Month, Year) must be input on Cover sheet.

Board Names must be typed on Cover sheet.

3. Budget Summary: Other Sources (BudgetSum 2-4 tab - Acct 7000) must equal Other Uses (BudgetSum 2-4 tab - Acct 8000).

Estimated Beginning Fund Balance July, 1 2023 for all Funds (Cells C3 - K3)
(Line must have a number or zero. Do not leave blank.)

Estimated Activity Fund Beginning Fund Balance July, 1 2023 (Cell C83)
(Cell must have a number or zero. Do not leave blank.)

Transfer Among Funds (Funds 10, 20, 40 - Acct 7130 - Cells C29, D29, F29), must equal (Funds 10, 20 & 40 - Acct 8130 - Cells C52, D52, F52).

Transfer of Interest (Funds 10 thru 90 - Acct 7140 - Cells C30:K30), must equal (Funds 10 thru 60, & 80 - Acct 8140 - Cells C53:H53, J53).

Transfer to Debt Service to Pay Principal on GASB 87 Leases (Fund 30 - Acct 7400 - Cell E39) must equal (Funds 10, 20 & 60 - Acct 8400 Cells C57:H60).

Transfer to Debt Service to Pay Interest on GASB 87 Leases (Fund 30 - Acct 7500 - Cell E40) must equal (Funds 10, 20 & 60 - Acct 8500 - Cells C61:H64).

Transfer to Debt Service Fund to Pay Principal on Revenue Bonds (Fund 30 - Acct 7600 - Cell E41) must equal (Funds 10 & 20 - Acct 8600 - Cells C65:D68).

Transfer to Debt Service to Pay Interest on Revenue Bonds (Fund 30 - Acct 7700 - Cell E42) must equal (Funds 10 & 20 - Acct 8700 - Cells C69:D72).

Transfer to Capital Projects Fund (Fund 60 - Acct 7800 - Cell H43) must equal (Fund 10 & 20, Acct 8800 - Cells C73:D76).

4. Summary of Cash Transactions: Beginning Cash Balance on Hand July 1, 2023 (CashSum 5 tab, All Funds) cannot be negative.

Educational (Fund 10 - Cell C3)

Operations & Maintenance (Fund 20 - Cell D3)

Debt Service (Fund 30 - Cell E3)

Transportation (Fund 40 - Cell F3)

Municipal Retirement/Social Security (Fund 50 - Cell G3)

Capital Projects (Fund 60 - Cell H3)

Working Cash (Fund 70 - Cell I3)

Tort (Fund 80 - Cell J3)

Fire Prevention & Safety (Fund 90 - Cell K3)

Activity Funds (Cell C23)

5. Summary of Cash Transactions: Ending Cash Balance on Hand June 30, 2024 (CashSum 5 tab - All Funds) cannot be negative.

Educational (Fund 10 - Cell C21)

Operations & Maintenance (Fund 20 - Cell D21)

Debt Service (Fund 30 - Cell E21)

Transportation (Fund 40 - Cell F21)

Municipal Retirement/Social Security (Fund 50 - Cell G21)

Capital Projects (Fund 60 - Cell H21)

Working Cash (Fund 70 - Cell I21)

Tort (Fund 80 - Cell J21)

Fire Prevention & Safety (Fund 90 - Cell K21)

6. Summary of Cash Transactions: Other Receipts (CashSum 5 tab) must equal Other Disbursements (CashSum 5 tab).

Interfund Loans Payable (Funds 10:60, 80, 90 - Acct 411 - Cells C6:H6, J6:K6) must equal Interfund Loans Receivable (Funds 10:20, 40, 70 - Acct 141 - Cells C15:D15, F15, I15).

Interfund Loans Receivable (Funds 10, 20, 40, 70 - Acct 141 - Cells C7:D7, F7, I7) must equal Interfund Loans Payable (Funds 10:60, 80, 90 - Acct 411 - Cells C16:H16, J16, K16).

7. Estimated Revenue (EstRev 6-11 tab)

Amounts must be input for revenue.

8. Estimated Expenditures (EstExp 12-20 tab)

Amounts must be input for expenditures.

9. Itemization Notes: Revenues/Expenditures reported that require note on Itemize 21 tab.

Include brief note(s) describing revenue source.

Include brief note(s) describing expenditure use.

10. EBF Spending Plan

All required questions have been answered.

End of Balancing

n balance.

Message

Deficit Reduction Plan is not required

OK

OK

OK

OK

OK

OK

OK

OK

OK

OK

OK

OK

OK

OK

OK

OK

OK

OK

OK

OK

OK

OK

OK

OK

OK

OK

OK

OK

OK

OK

OK

OK

OK

	F
RCDT	
Tier Funding	
Low-Income	
EL	
SpEd	

OK
OK
OK
OK
OK
OK

<i>For ISBE Use Only</i>	
34049825060	Type

