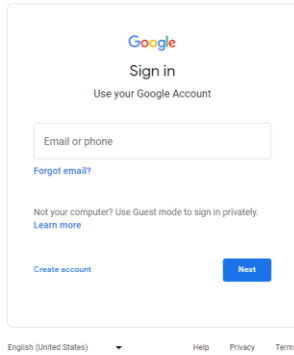


Logging into Homelink for the first time as a student.

**Step 1: Access your student Gmail Account.**

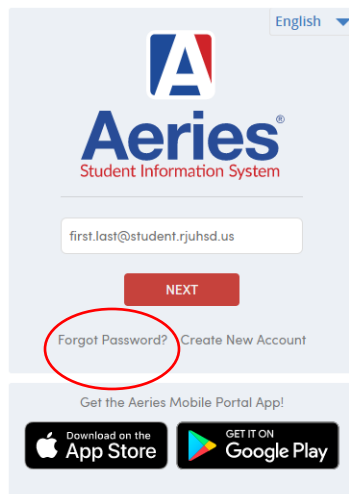
Your student gmail account is already created. Go to gmail.com and login to the email as an existing user using your student email address and student ID as your credentials.



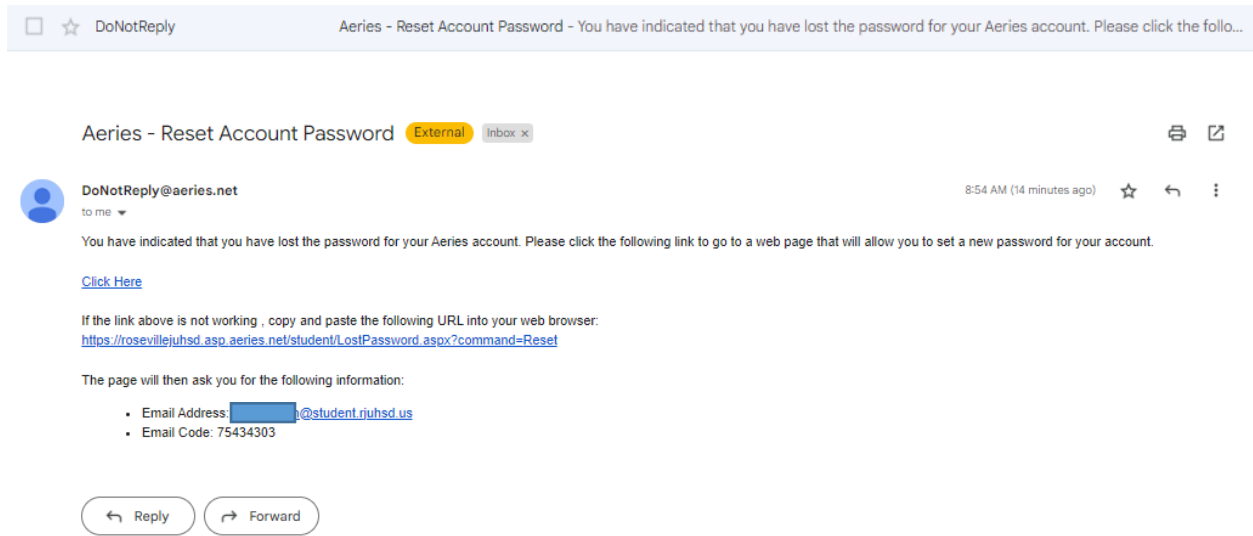
**Step 2: Reset your password for Homelink.**

On the Homelink login page you will enter your student email address and then click forgot password.

Roseville Joint Union High School Dist



### Step 3: Check your Gmail account for password reset email



Reset the password to your STUDENT ID. Passwords are automatically reset each night back to the STUDENT ID.

You should now be able to login to your Homelink account.