

In the App

Login Instructions:

To download the Beanstack app, visit the Apple App Store or Google Play Store and search for 'Beanstack'. Once you're in the app, simply search for RL Wright Elementary. Log in using your student's email (firstname.lastname@usd439.com) as your username and the student's date of birth (mmddy) as the password. If you need any help with logging in, please reach out to lgaede@usd439.com

Login Example:
Jane Doe (10/15/2016)

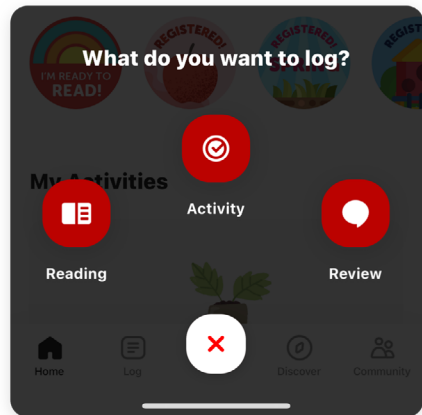
Username: jane.doe@usd439.com
Password: 101516

Download the Beanstack app!



First

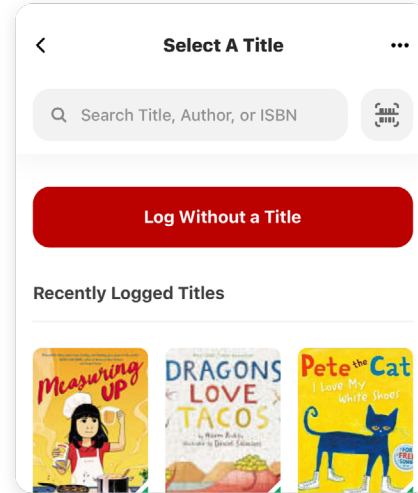
Click the + in the tab bar



Then

Log Reading

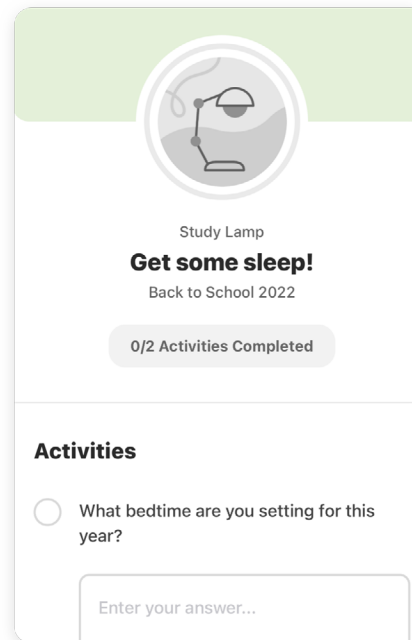
Click "Reading" and choose a way to enter your book title. (Pro tip: scanning the ISBN is the easiest and most fun!)



Click "Start Timer" to automatically time your reading session or "Log Reading" to enter the date, minutes read, and other details. Click "Done" to enter your log.

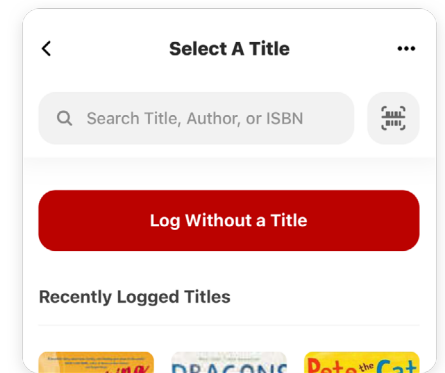
Log an Activity

Click "Activity," choose an activity badge and then an activity. Follow the instructions to complete the activity.



Write a Review

Click "Review" and choose a way to enter your book title.



Enter your review and click "Post."

