

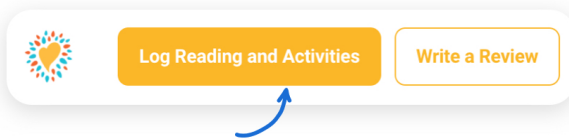
On the Web

TIP:

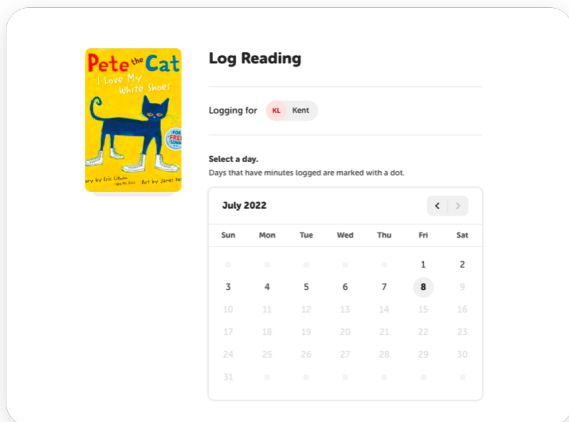
Your district and school add new challenges throughout the year, so make sure to check your "Challenges" tab to register for any new challenges!

Log Reading

Click "Log Reading and Activities" at the top of the page.



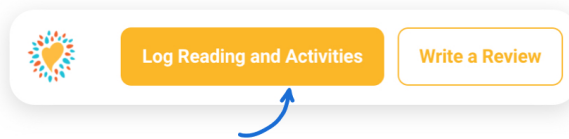
Select "minutes" and then fill in the date, minutes, title and author. Click "Log".



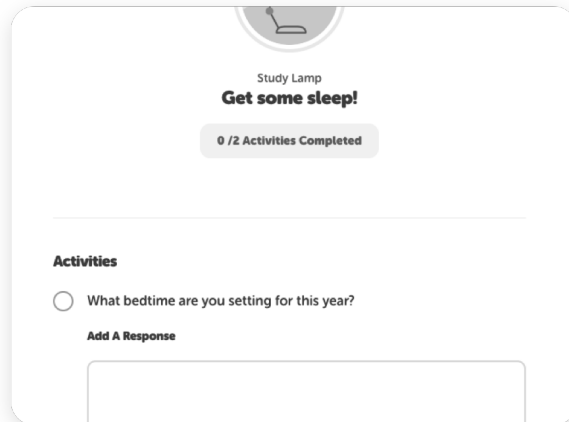
If you earned a badge, you'll see it right away! Check out your progress toward your next badge under the "Logging Badges" tab.

Log an Activity

Click "Log Reading and Activities" at the top of the page.



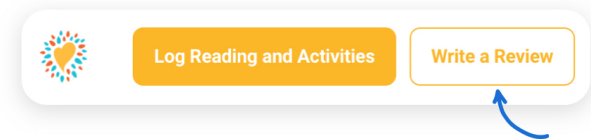
Select "Activities," choose an activity badge and then an activity. Follow the instructions to complete the activity.



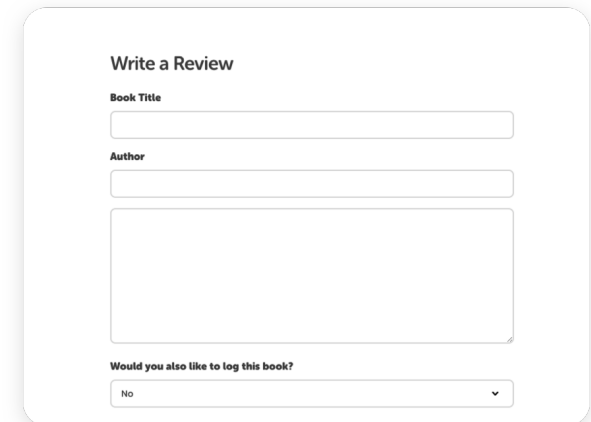
If you don't see "Activities" as an option on your site, don't worry! Just check back for a new challenge at your school that includes activities.

Write a Review

Click "Write a Review" at the top of the page.



Enter the title and author, write your review, and click "Save."



Note: You can also add a review on the "Log Reading" page.