



2023-2024



CROWLEY INDEPENDENT SCHOOL DISTRICT

Crowley High School Quality Report

Comprehensive Accountability System

Metrics that Matter to our Community

DISTRICT-ASSIGNED SCHOOL QUALITY RATING

2023-2024 ACADEMICS

ALGEBRA I (Board Goal) ★

Approaches	Meets	Masters
57%	12%	3%

ENGLISH I

Approaches	Meets	Masters
63%	41%	7%

ENGLISH II

Approaches	Meets	Masters
67%	49%	4%

US HISTORY

Approaches	Meets	Masters
92%	55%	23%

TEA Rating: TBD
Baseline Year 2023

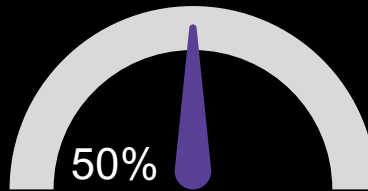
Student ENROLLMENT

TOTAL
2,410



● AP Enrollment ● Dual Credit Enrollment ● On Ramps Enrollment

Advanced ACADEMICS



% of students enrolled in advanced courses

CAREER & TECHNOLOGY

86% Enrolled



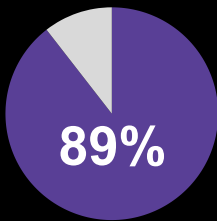
% of students enrolled in CTE courses

Positive Student BEHAVIOR

4

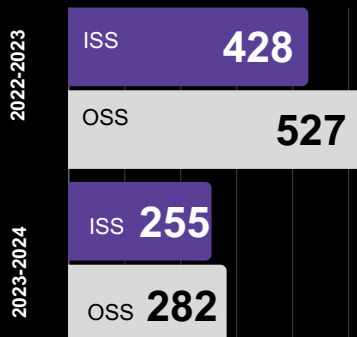
(Board Goal) ★

% of students with no OSS



Student DISCIPLINE

Discipline Incidents



● In-school suspension ● Out-of-school suspension

GRADUATION RATE

3

92%

2023-2024

College, Career and Military Readiness (CCMR)

1

63%

2023-2024

*Needs attention due to changes in STAAR calculations

TEACHER Information

5

Teacher-to-Student Ratio



1:28

Teacher Student

Teacher Tenure



174 TEACHERS ON CAMPUS

College READINESS

% students graduated with college credit

19%

Scholarships earned \$15,300,000

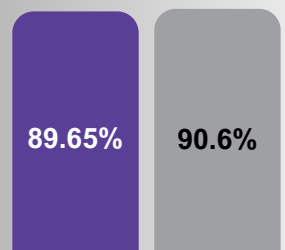
% accepted to college

93%

Attendance

PERCENTAGE

4



2022-2023 2023-2024

SCHOOL ENVIRONMENT





2023-2024



CROWLEY INDEPENDENT SCHOOL DISTRICT

Crowley High School Quality Report


Comprehensive Accountability System


Crowley ISD School Board



Our aspiration in Crowley ISD is to ensure that all students have access to a GREAT SCHOOL and are provided excellent educational experiences so that they achieve their full potential. When our students graduate from Crowley ISD, they will leave with more than a diploma. They will leave with choices and opportunities. We designed this School Quality Report (SQR) to highlight metrics that matter and to share with our community the areas of progress, the areas of opportunity, and the comprehensive quality of each school in Crowley ISD. This SQR is our effort to increase transparency by synthesizing the quantitative metrics with qualitative parent voices to provide a complete assessment of school quality.

ENGAGEMENT OPPORTUNITIES

Student Participation Fine Arts 

Student Participation Athletics 

STUDENT CLUBS



- Skills USA/Solar Car Eagles
 - Health & Wellness
 - Society of Gentlemen
 - National Honor Society
 - Student Council
 - International Thespian
 - UIL Computer Science
 - Girls Who Code
 - Esports
 - Girls Inc.
 - Collective TAFE
 - Athletics
 - Leadership
 - Eagle Writers'
 - Latino Student Union
 - Black Student Union
 - Class Officers
 - Lego Club
 - AVID
 - Key Club
 - Flock
 - Choir
 - Dungeons
 - Fine Arts
- 

PARENT BOOSTER CLUBS AND STUDENT EXTRACURRICULAR ACTIVITIES


- Football
 - Baseball
 - Soccer
 - Softball
 - Basketball
 - Cheerleading
 - Band
 - Track & Field
 - Swimming
 - Tennis
 - Wrestling
 - Volleyball
 - Cross Country
 - Athletic Trainers
 - Talonettes
 - PTA
 - Donuts with Dads
 - Industry Advising Teams
- 
- 

DISTRICT COMMUNICATION



SOCIAL MEDIA

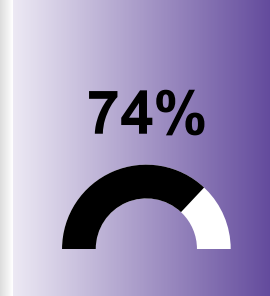
NEWSLETTERS



TEXTS/CALLS/VIDEOS

ECONOMICALLY DISADVANTAGED

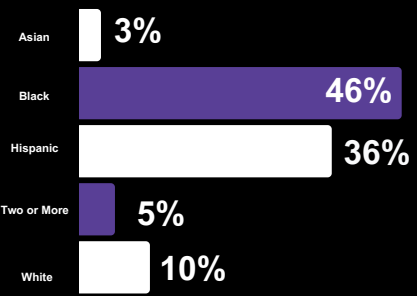


“ As a parent of a CHS Senior, I am thankful for the educators who have helped develop my daughter as a servant leader. She has been loved, encouraged, and challenged academically. She has found a voice and an opportunity to participate in the CHS community.
- **Bonnie, Crowley High Parent** ”

“ Being a part of CHS is like being a part of a family. The staff genuinely cares about the students, each other, and the community. Steve Jobs said, "the only way to do great work is love what you do! It is evident the faculty and staff at CHS truly love what they do."
- **Ms. Glassner, Crowley High Teacher** ”

“ CHS gives great opportunities and life-long lessons. You are able to create wonderful memories and experiences as long as you are maintaining your grades and staying on top of your classes.
- **Iyanna, Crowley High Student** ”

CAMPUS DEMOGRAPHICS



RUBRIC SCALE

- 1** NEEDS ATTENTION
- 2** AVERAGE
- 3** GOOD
- 4** EXCEPTIONAL
- 5** GREAT

Visit <http://crowleyisdtx.org> for more details regarding our rubric.



GRADED ON 2023-2024 DATA

CROWLEY INDEPENDENT SCHOOL DISTRICT

Crowley ISD Quality Report

Comprehensive Accountability System Rubric

Metrics that Matter to our Community

RUBRIC SCALE

- 1** NEEDS ATTENTION
- 2** AVERAGE
- 3** GOOD
- 4** EXCEPTIONAL
- 5** GREAT

FINANCE FUND BALANCE

- 1** Less than 9%
- 2** 10-14%
- 3** 14-17%
- 4** 18-19%
- 5** 20%

GRADUATION RATE

- 1** 89% or less
- 2** 89-90%
- 3** 90-92%
- 4** 93-94%
- 5** 95% or greater

DISTRICT-ASSIGNED SCHOOL QUALITY RATING

- 1** F
- 2** D
- 3** C
- 4** B
- 5** A

TEACHER INFORMATION

Total # of 5 plus year teachers divided by the total # of teachers to get the percentage

- 1** 10-19%
- 2** 20-38%
- 3** 39-48%
- 4** 49-59%
- 5** 60% or greater

College, Career and Military Readiness (CCMR)

- 1** 60-70%
- 2** 71-80%
- 3** 81-90%
- 4** 91-94%
- 5** 95% or greater

SCHOOL ENVIRONMENT

POSITIVE STUDENT BEHAVIOR

ELEMENTARY

- 1** 85 or less
- 2** 86-89
- 3** 90-91
- 4** 92-94
- 5** 95 or greater

SECONDARY

- 1** 69%
- 2** 70-73%
- 3** 74-84%
- 4** 85-91%
- 5** 92% or greater

STUDENT SUPPORTS

ELEMENTARY

- 1** 1 out of 6
- 2** 2 out of 6
- 3** 3 out of 6
- 4** 4 out of 6
- 5** 5 out of 6

SECONDARY

- 1** 2 or less
- 3** 3 out of 6
- 5** 4 out of 5

ATTENDANCE PERCENTAGE

ELEMENTARY

- 1** 85% or less
- 2** 86-89%
- 3** 90-92%
- 4** 93-94%
- 5** 95% or greater

SECONDARY

- 1** 69%
- 2** 70-73%
- 3** 74-84%
- 4** 85-91%
- 5** 92% or greater

PARENT AND STUDENT ENGAGEMENT OPPORTUNITIES

Parent Involvement

- 1** 0 **5** 2 or more
- 2** 1

Student Clubs

- 1** 0 **5** 5 or more
- 2** 1 **3** 3-4

REFER TO SECONDARY RATINGS FOR DISTRICT

Visit <http://crowleyisdtx.org> for more details

