



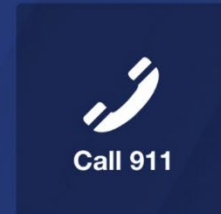
FORTIFYFL

Anonymous Reporting App



FORTIFYFL

FortifyFL is a school-related suspicious activity reporting tool that allows you to instantly relay information to appropriate law enforcement agencies and school officials.



You Should Know:

There is an anonymous reporting app that allows you to **instantly send information about suspicious activity.**

FORTIFYFL

See Something, Say Something

With *FortifyFL*, you can submit tips about **potential crimes or threats** which are sent directly to law enforcement and designated school personnel.

FORTIFYFL


How do I submit a tip?



Suspicious Activity Reporting App

FortifyFL is a suspicious activity reporting tool that allows you to instantly relay information to appropriate law enforcement agencies and school officials.

 Submit A
Tip Online

 Download On The
App Store


 Get It On
Google Play

You can submit a tip
from any computer at:
GetFortifyFL.com

FORTIFYFL

How do I submit a tip?

You can also submit a tip using your phone. Download the FortifyFL App on your phone or tablet.



FORTIFYFL

How do I submit a tip?

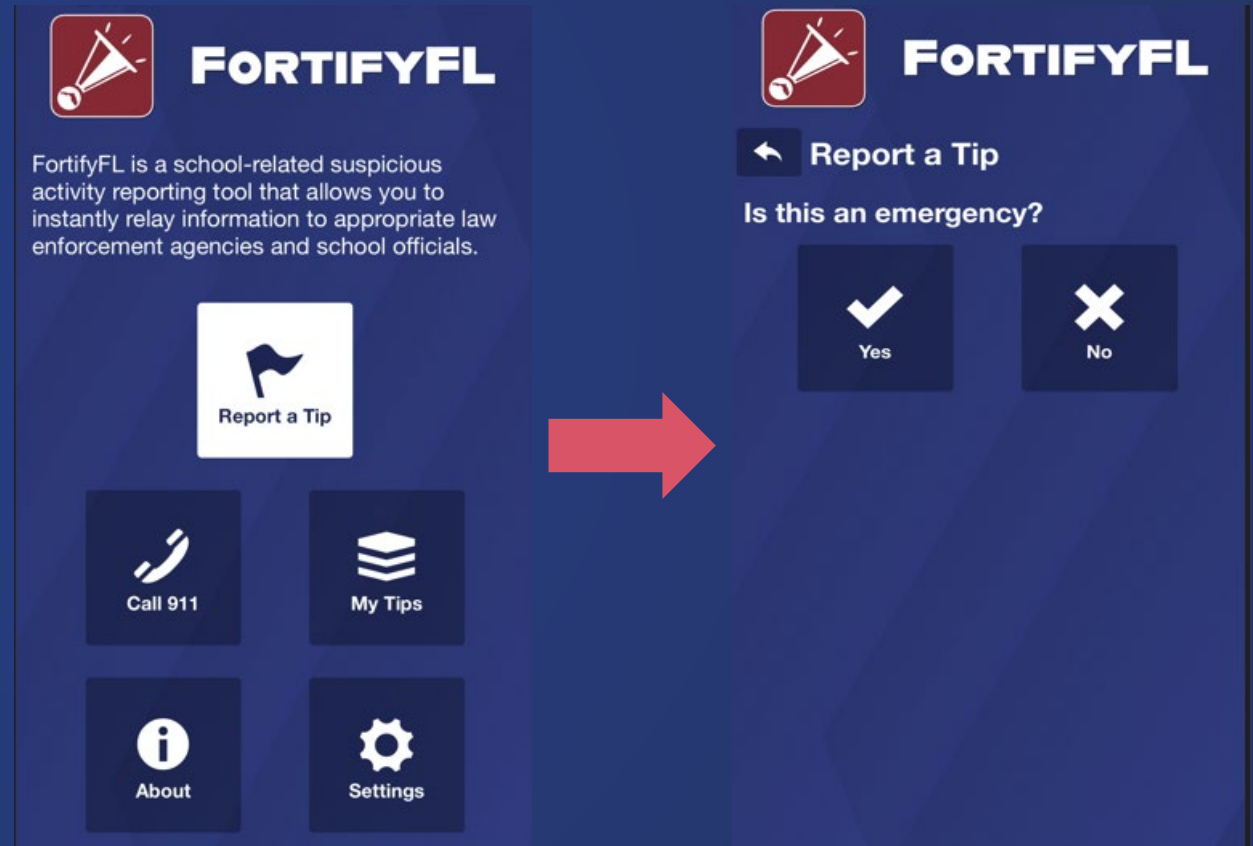
Tips must have **actionable** information.

This means including **WHO** did **WHAT**,
WHERE it happened and **WHEN**.

More tip details improve the chances that a situation can be resolved.

How do I submit a tip in the app?

Click "Report a Tip" and indicate if it is an emergency



How do I submit a tip?



FORTIFYFL

Important Notice:

Per Florida law if someone **knowingly submitted a false tip** through FortifyFL, device information will be provided to law enforcement, and the individual could be subject to criminal penalties.



Important Notice


Florida Statute 943.082 states that if, following an investigation, it is determined that a person knowingly submitted a false tip through FortifyFL, the Internet protocol (IP) address of the device on which the tip was submitted will be provided to law enforcement agencies for further investigation, and the reporting party may be subject to criminal penalties under s. 837.05. In all other circumstances, unless the reporting party has chosen to disclose his or her identity, the report will remain anonymous.



I understand, continue

How do I submit a tip?

Step 1: Select Your School



The screenshot shows the FortifyFL interface for submitting a tip. At the top left is a red square icon with a white megaphone. To its right is the text "FORTIFYFL" in white. Below this is a dark blue header bar with a white left arrow icon and the text "Tip Report - Step 1 of 4". Under the header, there is a paragraph of text: "Follow these 4 easy steps to submit a tip to appropriate law enforcement agencies and school officials. By default, your tip will be anonymous." Below the text is a label "Your School" followed by a white dropdown menu with a downward arrow icon. At the bottom, there are two dark blue buttons: the left one has a white left arrow icon and the text "Cancel" below it; the right one has a white right arrow icon and the text "Next" below it.

FORTIFYFL

← Tip Report - Step 1 of 4

Follow these 4 easy steps to submit a tip to appropriate law enforcement agencies and school officials. By default, your tip will be anonymous.

Your School

Cancel Next

How do I submit a tip?

Step 2: Provide Your Tip

Be sure to give enough information to get the right kind of help.

**FORTIFYFL**

 **Tip Report - Step 2 of 4**

Tip Details


A student on my bus (#302) had a gun he was showing off. I don't know his name but he's got red hair and wearing a light gray hoodie with a triangle logo on it.

**Previous**

**Next**

How do I submit a tip?

Step 3: Attach an Optional Photo or Video



The screenshot shows the FortifyFL app interface for Step 3 of a Tip Report. At the top left is a red square icon with a white megaphone. To its right is the text "FORTIFYFL" in white. Below this is a dark blue bar with a white left arrow icon and the text "Tip Report - Step 3 of 4". Underneath this bar is the text "Add Photo or Video (Optional)". Below that is a white rectangular button with a camera icon and the text "Tap to attach photo or video". At the bottom are two dark blue buttons: the left one has a white left arrow icon and the text "Previous", and the right one has a white right arrow icon and the text "Next".

FORTIFYFL

Tip Report - Step 3 of 4

Add Photo or Video (Optional)

Tap to attach photo or video

Previous Next

How do I submit a tip?

Step 4: Provide Optional Information and Submit Your Tip



FORTIFYFL



Tip Report - Step 4 of 4

Tap below to submit your tip. At this point, you have the opportunity to add your contact information. Your personal information is NOT REQUIRED to submit this tip. Tips may always be submitted anonymously through FortifyFL.

Your Name (Optional)

Your Email Address (Optional)

Your Phone Number (Optional)



Previous



Submit Tip

Check out this [video](#) about FortifyFL



FORTIFYFL



Thank you for
helping to keep
our school and
community safe

