
TRUMBULL PUBLIC SCHOOLS

TRUMBULL, CONNECTICUT

Regular Meeting – Tuesday, October 8, 2024, 7:00 p.m.
Long Hill Administration Building
Agenda

<https://us06web.zoom.us/j/88363981699?pwd=gatybpxfxRjka6ebIar4t0j4P9jETm.1>

Webinar ID: 883 6398 1699

Password: 393903

Join by telephone: (929) 205-6099 or (833) 548-0282 (Toll Free) / Webinar ID: 883 6398 1699

I. CALL TO ORDER

II. PRELIMINARY BUSINESS

- A. Pledge of Allegiance
- B. Correspondence – Correspondence may be sent to BoardofEd@trumbullps.org
- C. Public Comment – The Trumbull Board of Education will be allowing public comment at the upcoming Board Meeting. If you are interested in speaking during the Public Comment portion of the meeting, please use [this form to signup](#). We will limit participants to the first **15** individuals that submit the form. Public comment will be limited to 2 minutes.
- D. Superintendent Report
- E. Board Chairman Report
- F. Student BOE Representatives Report

III. REPORTS/ACTION ITEMS

- A. Approval/Minutes
 - Regular Meeting of September 24, 2024
- B. Personnel Report
- C. High School Report – Mr. Manuel, Mr. Kovachi
- D. Enrollment as of October 1, 2024 – Dr. Semmel
- E. Approval/Donation to ELITE – Mr. Catalano

IV. OTHER

TRUMBULL PUBLIC SCHOOLS
TRUMBULL, CONNECTICUT

Report to the Board of Education
Regular Meeting – October 8, 2024

Dr. Semmel

Agenda Item – III-A

Approval/Minutes

- BOE Regular Meeting of September 24, 2024

Recommendation:

Approve the minutes of the above noted meeting.

TRUMBULL PUBLIC SCHOOLS
TRUMBULL, CONNECTICUT
Board of Education

Regular Meeting – September 24, 2024, 7:00 p.m.
Minutes

The Trumbull Board of Education met for a Regular Meeting at the Long Hill Administration Building.

Members present:

L. Timpanelli – Chairman
L. Nuland – Secretary
C. Bandecchi
J. McNamee
M. Petitti
A. Squicciarro- online

Members absent:

J. Norcel
T. Gallo

Agenda Item I—Call to Order

The meeting was called to order at 7:01 p.m.

Agenda Item II—Preliminary Business

- A. Salute to the Flag - The Public Session began with the Pledge of Allegiance to the Flag.
- B. Correspondence – Mrs. Nuland read the following correspondence: Amanda Prater, Antoneth Mitchell and Steve Giglione wrote to the Board with transportation concerns; Chris Pettinella had a request at THS that was resolved by Mr. Manuel; Patricia Kelly and Jamie Molgard wrote to ask that all clubs receive equal treatment at THS.
- C. Public Comment – There were no speakers at this evening’s meeting.
- D. Superintendent Report – Dr. Semmel reported on Wednesday, September 25, at 7:00 p.m. there will be a community forum at Hillcrest in the cafetorium regarding the Hillcrest referendum that Trumbull will be voting on November 5, 2024. The total cost of the project is \$142,375,000, but the cost to Trumbull taxpayers will be \$82 million after a 44% state reimbursement rate. To stay informed, please visit our website for a summary of the presentation.
- E. Board Chairman Report - Mrs. Timpanelli reported:
The “Observe the Moon Night” event at Middlebrook was highly successful as many 3rd graders and their families attended. Students saw the moon, Saturn and the Space Station.
CES held a Grand Opening of their building that serves elementary through high school special ed students. The Golf Classic was a success and checks will be presented to participant clubs at the October 22nd Board of Education Meeting. THS will honor the Class of 1974 at the first home football game on Friday night, September 27th in commemoration of their 50th Reunion.
- F. Teacher BOE Representative Report
Mr. John Congdon reported: many teachers worked on curriculum writing over the summer to prepare for the school year; in August, teachers attended professional development that included

workshops on MTSS, Infinite Campus updates and new district initiatives: after school clubs, sports and activities are underway at all school levels; Back to School nights have been held and teachers are looking forward to the streamlined Teacher Evaluation Plan that has been implemented in our district.

Agenda Item III—Reports/Action Items

- A. Approval of THS Model Congress Trip to Washington, DC, Omni Shoreham Hotel
Advisor Ms. Katie Boland presented the Trumbull High School Model Congress trip to Washington, DC, at the Omni Shoreham Hotel from November 14 to November 17, 2024. Students will learn the legislative process. Funding for this trip is provided through Trumbull ACE Foundation and BEI, as well as local fundraising.

It was moved (Bandecchi) and seconded (Nuland) to approve the THS Model Congress Trip to Washington, DC, from November 14-17, 2024 as presented. Vote: Unanimous in favor.

- B. Approval/Minutes
The minutes of the BOE Regular Meeting of September 10, 2024 were presented for Board approval.

It was moved (Bandecchi) and seconded (McNamee) to approve the minutes of the BOE Regular Meeting of September 10, 2024 as presented. Vote: Unanimous in favor.

- C. Personnel Report
Dr. Semmel presented the following non-certified resignation/retirement:
Hellthaler, Gail; guidance secretary at Madison Middle School since March 1995, retiring effective September 9, 2024.

It was moved (Bandecchi) and seconded (Petitti) to approve the retirement as presented. Vote: Unanimous in favor.

- D. Capital Plan/Facilities Update
Director of Operations Mr. Kevin Dion presented the Trumbull BOE 5-year Capital Improvement Plan that included a summary of current district needs and completed facilities projects.

It was moved (Nuland) and seconded (Bandecchi) to approve the Trumbull BOE 5-year Capital Improvement Plan as presented. Vote: Unanimous in favor.

- E. SBAC Update
Dr. Iwanicki presented a summary of the latest Smarter Balanced Assessment (SBAC) results. The vast majority of students continue to meet or exceed the goal in English Language Arts, Mathematics and Science. Examining formative and summative data continues.

- F. Curriculum Committee Report – Dr. Iwanicki
Curriculum Texts & Guide Revisions:

Approval of New Text Proposal: *Chemins 2023 Levels 1, 2, and 3* French 1, 2, and 3

It was moved (Petitti) and seconded (Bandecchi) to approve *Chemins 2023 Levels 1, 2, and 3* French 1, 2, and 3 as presented. Vote: Unanimous in favor.

Approval of Curriculum Guide Update- United States Political Systems (CP, ACP, Honors,) Grades 11-12

Approval of Curriculum Guide Update- Advanced Placement English Literature and Composition, Grades 11-12

It was moved (Petitti) and seconded (McNamee) to approve the above two curriculum guides as presented. Vote: Unanimous in favor.

G. Financial Committee Report

The Finance Committee of the Board of Education met on September 12, 2024 which included the review of the final June 30, 2024 financial report. Creating the final financial statements requires the approval of the attached Intra-Fund transfers for the General Fund. Also, approval is required for the district's semi-annual Inter-Fund transfers.

A motion was made (Bandecchi) and seconded (McNamee) to approve the June 30, 2024 financial report, including approval of the Intra-Fund transfers for the General Fund as presented and approval of the Inter-Fund transfers as presented. Vote: Unanimous in favor.

Adjournment

Board Members gave unanimous consent to adjourn the Public Session at 7:55 p.m.

TRUMBULL PUBLIC SCHOOLS
TRUMBULL, CONNECTICUT

Report to the Board of Education
Regular Meeting, October 8, 2024

Dr. Semmel

Agenda Item III-B

Personnel

Resignations – Certified

McGrath, Michael; district music teacher since January 1978,
retiring effective June 30, 2025.

Recommendation:

Accept.

TRUMBULL PUBLIC SCHOOLS
TRUMBULL, CONNECTICUT

Report to the Board of Education
Regular Meeting – October 8, 2024

Mr. Todd G. Manuel and Mr. Alex Kovachi

Agenda Item – III-C

High School Report

THS Principal, Todd G. Manuel and School Counseling Department Chairperson, Alex Kovachi will present on the following:

- Updates on the opening of the '24 - '25 school year
- Recent student achievement and participation reports on AP, SAT, NGSS
- Graduation rates
- Opportunities for our students to earn college credit
- Post-secondary trends for THS Students

Recommendation:

Review and Discuss

Trumbull Public Schools
Board of Education
October 8, 2024



Trumbull High School Annual Report and Important Updates

Todd G. Manuel
Principal

Alex Kovachi
School Counseling Department Chair

Trumbull High School

Goal of Tonight's Presentation



To present on the following topics:

- Updates on our current year
- Student achievement and participation reports on
 - Advanced Placement (AP);
 - Scholastic Assessment Test (SAT); and
 - Next Generation Science Standards (NGSS)
- Graduation rates
- Opportunities for our students to earn college credit
 - Advanced Placement and dual enrollment courses
(our partner institutions for 2024-2025 school year UCONN, SCSU, HCC)
- Post-secondary trends for THS Students



Advanced Placement

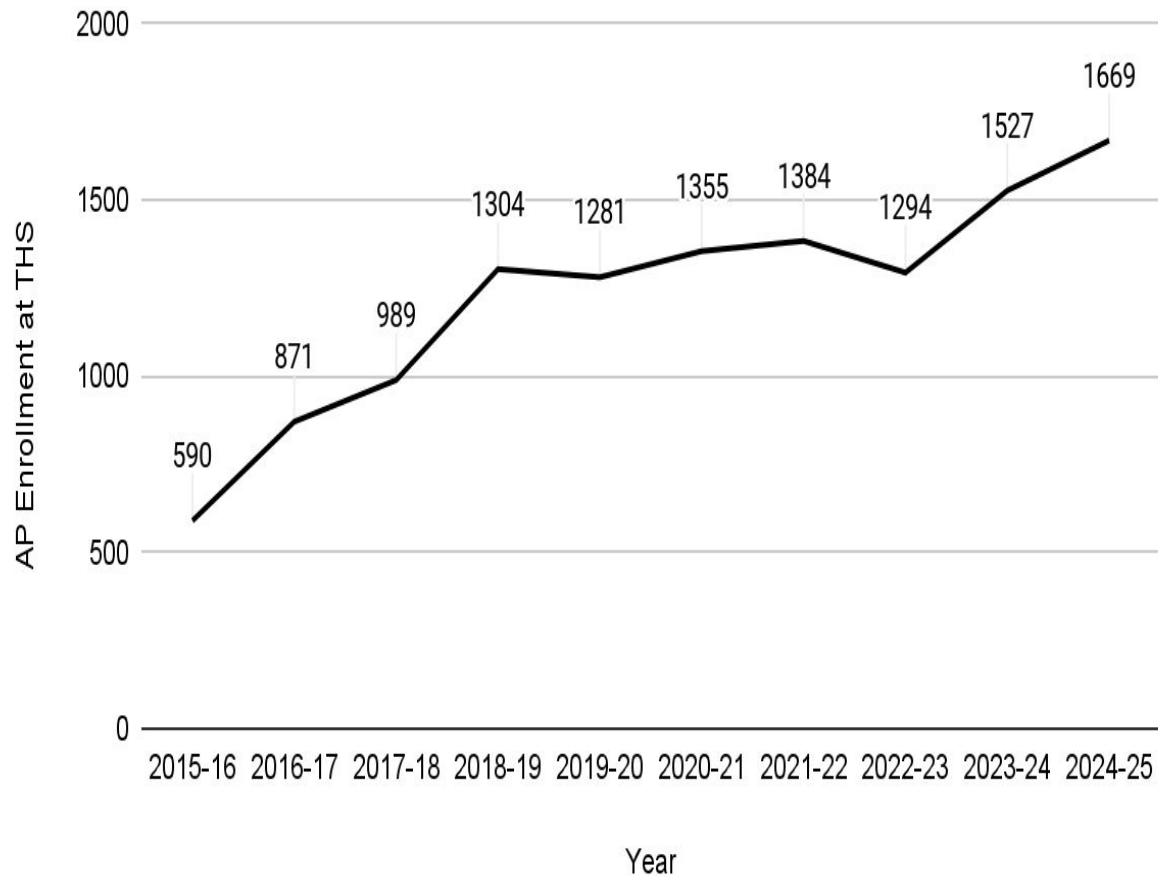
- Opportunities
- Enrollment Numbers
- Strong Data
- Recognition

27 Opportunities for AP!

- Art History
- Biology
- Calculus AB
- Calculus BC
- Chemistry
- Comparative Gov't. & Politics
- Computer Science A
- Computer Science Principles
- English Language & Comp.
- English Literature & Composition
- Environmental Science
- European History
- French Language & Culture
- Human Geography
- Italian Language & Culture
- Latin
- Macroeconomics
- Microeconomics
- Music Theory
- Physics 1
- Physics C
- Psychology
- Spanish Language & Culture
- Statistics
- Studio Art: 2-D Art & Design
- United States Gov't. & Politics
- United States History

Enrollment in AP Courses

THS AP Enrollment Over Time



Year	AP Enrollment at THS
2015-16	590
2016-17	871
2017-18	989
2018-19	1,304
2019-20	1,281
2020-21	1,355
2021-22	1,384
2022-23	1,294
2023-24	1,527
*2024-25	1,669

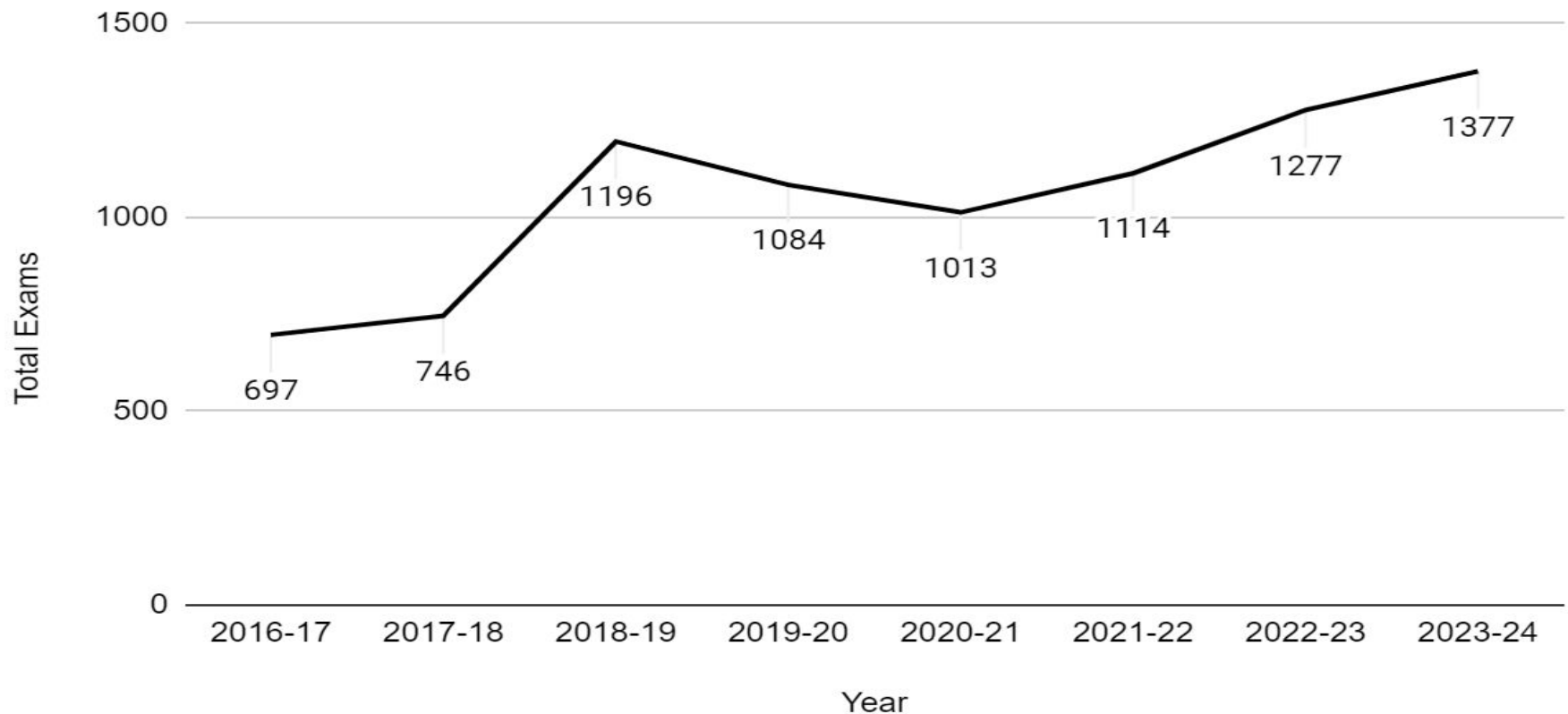
Strong AP Achievement Data at THS!

Year	Total Exams	Number of AP Scores 3+	Percent of Scores of 3+
2016-17	697	618	89%
2017-18	746	625	83%
2018-19	1196	854	72%
2019-20	1084	856	79%
2020-21	1013	709	70%
2021-22	1114	748	67%
2022-23	1277	919	72%
2023-24	1377	1047	76%

* data pulled from College Board Reporting

Strong AP Achievement Data at THS!

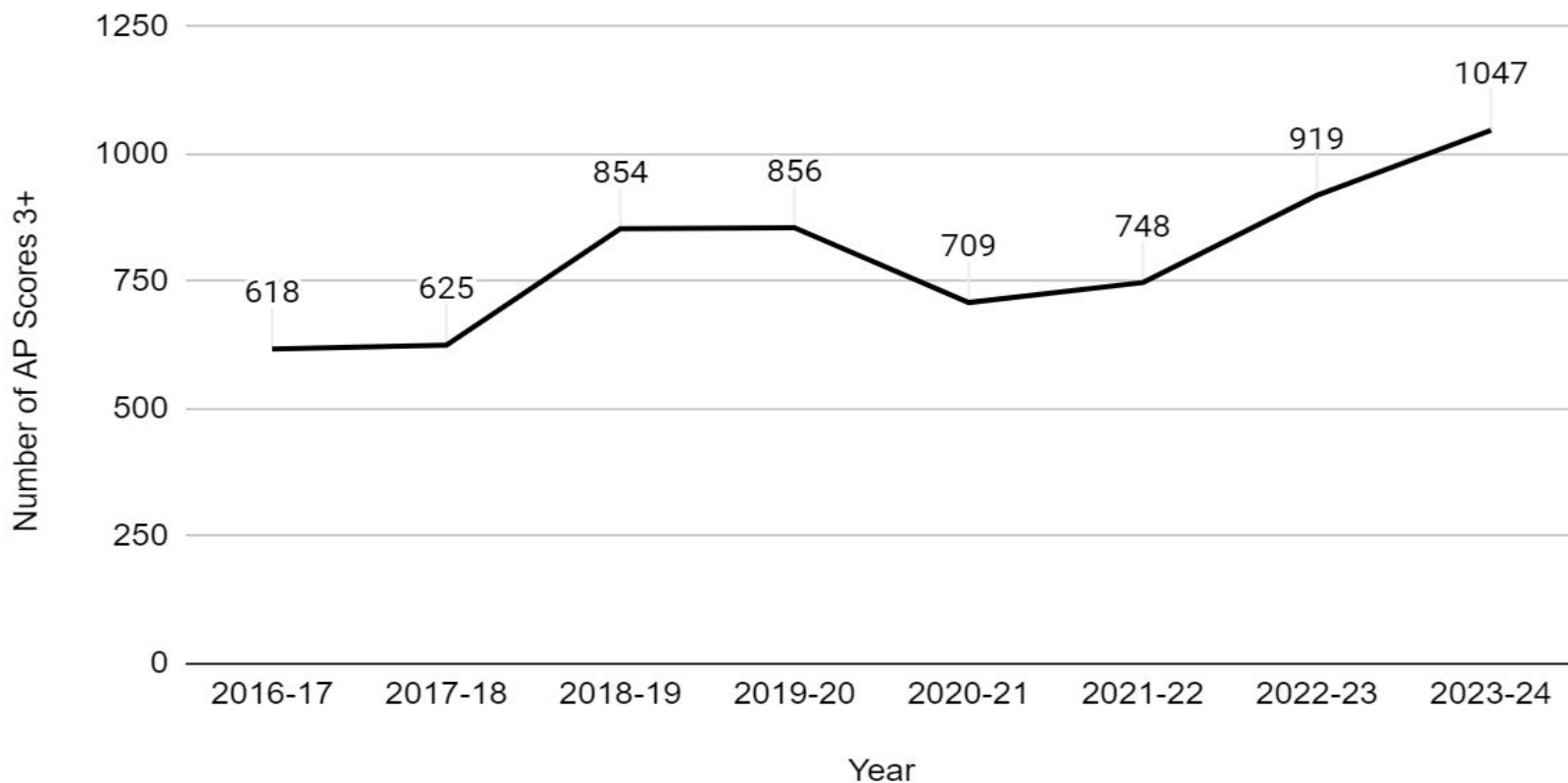
AP Tests Administered at THS over Time



* data pulled from College Board Reporting

Strong AP Achievement Data at THS!

Number of THS AP Scores 3+ Over Time



* data pulled from College Board Reporting



SAT

- *Participation rate*
- *Performance data*
- *Rankings*

SAT Participation

School-Day Spring 2024

Year	Participation Rate
2015-16	99.4%
2016-17	99.6%
2017-18	99.6%
2018-19	99.4%
2019-20	N/A
2020-21	95.6%
2021-22	95.1%
2022-23	98.3%
2023-24	99.3%

SAT Performance

Year	Avg Math	Avg EBR/W	Avg Total
2015-16	557	557	1114
2016-17	569	578	1147
2017-18	565	564	1129
2018-19	567	559	1126
2019-20	N/A	N/A	N/A
2020-21	554	545	1099
2021-22	557	546	1103
2022-23	546	537	1083
2023-24	543	545	1088

SAT Performance

Evidence-Based Reading/Writing, & Mathematics

Surrounding Districts Results & Rankings

SAT School Day 2024 (Surrounding Towns)				
District	DRG	Rank	Math %	ELA%
Regional School District 09	A	1	59.9	89.3
Fairfield School District	B	2	53.4	81.3
Trumbull School District	B	3	53.7	73.6
Monroe School District	B	4	34.6	71.6
Shelton School District	D	5	41.2	68.2
Stratford School District	G	6	11.5	40.1
Bridgeport School District	I	7	7.5	26.7

SAT Performance

Evidence-Based Reading/Writing, & Mathematics DRG B Performance and Rankings

SAT School Day Math 2024 - DRG B		
District	Rank	% Level 3+4
Greenwich School District	1	60.6
Madison School District	2	60.2
Simsbury School District	3	60
Avon School District	4	59.6
Regional School District 15	5	57.3
Glastonbury School District	6	55.4
Guilford School District	7	55
Farmington School District	8	54.7
Trumbull School District	9	53.7
Fairfield School District	10	53.4
West Hartford School District	11	52.2
South Windsor School District	12	50.9
Newtown School District	13	50.6
Granby School District	14	49.6
Cheshire School District	15	49.5
Regional School District 05	16	48.4
New Fairfield School District	17	40.9
Brookfield School District	18	38.4
Monroe School District	19	34.6

SAT School Day ELA 2024 - DRG B		
District	Rank	% Level 3+4
Simsbury School District	1	85.3
Avon School District	2	84.6
Granby School District	3	83.2
Guilford School District	4	82.8
Greenwich School District	5	81.9
Fairfield School District	6	81.3
Cheshire School District	7	80.2
Glastonbury School District	8	79.2
Madison School District	9	78.5
Farmington School District	10	78.3
Regional School District 15	11	75.9
Regional School District 05	12	75.2
West Hartford School District	13	74.5
Trumbull School District	14	73.6
Newtown School District	15	72.5
South Windsor School District	16	72.2
Monroe School District	17	71.6
New Fairfield School District	18	71.3
Brookfield School District	19	71.2



Next Generation Science Standards

- Performance
- Ranking and Comparative Data

NGSS Performance

Surrounding Districts Results & Rankings

NGSS 2024 (Surrounding Towns)					
District	DRG	Rank	# Tested	Part. Rate	Prof. Rate
Regional School District 09	A	1	193	96.9	89.8
Trumbull School District	B	2	556	99.1	72.6
Fairfield School District	B	3	678	96.9	66.2
Monroe School District	B	4	271	98.2	53.4
Shelton School District	D	5	345	98.3	47.8
Stratford School District	G	6	560	97.1	33.1
Bridgeport School District	I	7	1208	92.9	17.7

NGSS Performance

DRG B Comparison

NGSS Assessment 2024 (DRG B Comparison)

District	DRG	Rank	# Tested	Part Rate	Prof Rate	Avg. Score
Simsbury School District	B	1	310	98.4	86.6	1130
Greenwich School District	B	2	673	97.5	85.8	1130
South Windsor School District	B	3	333	98.5	78.7	1125
Granby School District	B	4	140	97.9	75.9	1122
Madison School District	B	5	194	97.4	74.6	1121
Farmington School District	B	6	322	97.8	73	1119
Trumbull School District	B	7	556	99.1	72.6	1118
West Hartford School District	B	8	734	97.1	70.7	1119
Cheshire School District	B	9	306	99	68.6	1113
Regional School District 15	B	10	244	98.4	66.3	1116
Fairfield School District	B	11	678	96.9	66.2	1111
Glastonbury School District	B	12	467	97.2	62.1	1109
Brookfield School District	B	13	222	98.6	60.7	1110
Avon School District	B	14	239	97.1	57.3	1111
Newtown School District	B	15	341	95.3	55.4	1106
Guilford School District	B	16	266	98.5	55.3	1104
Monroe School District	B	17	271	98.2	53.4	1102
Regional School District 05	B	18	327	99.4	50.8	1101
New Fairfield School District	B	19	177	98.3	43.7	1096

Our Next Steps

To improve our processes and our results!

→ Continue with our “**shifts**” in areas of focus. Growth and improvement are what we constantly strive for:

- utilization of our THS Leadership and School Improvement Team to examine and collaborate on student learning outcomes (data) that will lead to greater successes in our classrooms and in turn on the identified standardized assessments.
 - » Include PSAT (grades 10/11), i-Ready (grade 9), mid-term and final exam assessment data (all grades)
 - » These important discussions then become part of professional learning time for all departments (whole child approach is paramount)
- we constantly work to strengthen our “tool kit” of effective instructional strategies with an emphasis on supporting an increase in success and performance for all students

→ Our bell schedule provides a structure for us to offer greater opportunities for students:

- to access challenging coursework in many areas of interest;
- offer more time for intervention with students needing additional support.

We continue to develop efficiencies that will support students and increase their ability to find greater success!



Graduation Rates

On Track for Graduation

Effective 2021-22, a student is considered “on-track” if they earn at least 6 credits by the end of Grade 9.

The 6-credit standard better aligns with Connecticut General Statutes 10- 221a, which requires that students starting with the graduating class of 2023 must earn a minimum of 25 credits to graduate.

Class of...	Percent of Students
2027	96.8%

Graduation Rates*

Trumbull High School, By Graduating Class

Class of...	Percent of Students
2024	*97.2%
2023	96.8%
2022	98.0%
2021	99.2%
2020	98.9%
2019	99.4%
2018	98.7%
2017	98.3%



Opportunities to Earn College Credit

Dual Enrollment and College Partnerships

UCONN Early College Experience

Students may dually enroll in 21 UConn courses through enrollment in the following THS courses:

Calculus BC (2 courses), Multivariable Calculus/Linear Algebra, Physics (2 courses), Microeconomics, Macroeconomics, United States Government & Politics, Problems of Philosophy, Essentials of Economics, If You Love It Teach It, United States History (2 courses) (returned in 23-24), Ag Biotech 11, Ag Biotech 12, Plant Science 11, Plant Science 12, Veterinary Science, Large Animal Science

***New for 24-25 Physics C (2 courses)**

SCSU

SCSU Psychology, SCSU Sociology, SCSU Financial Accounting

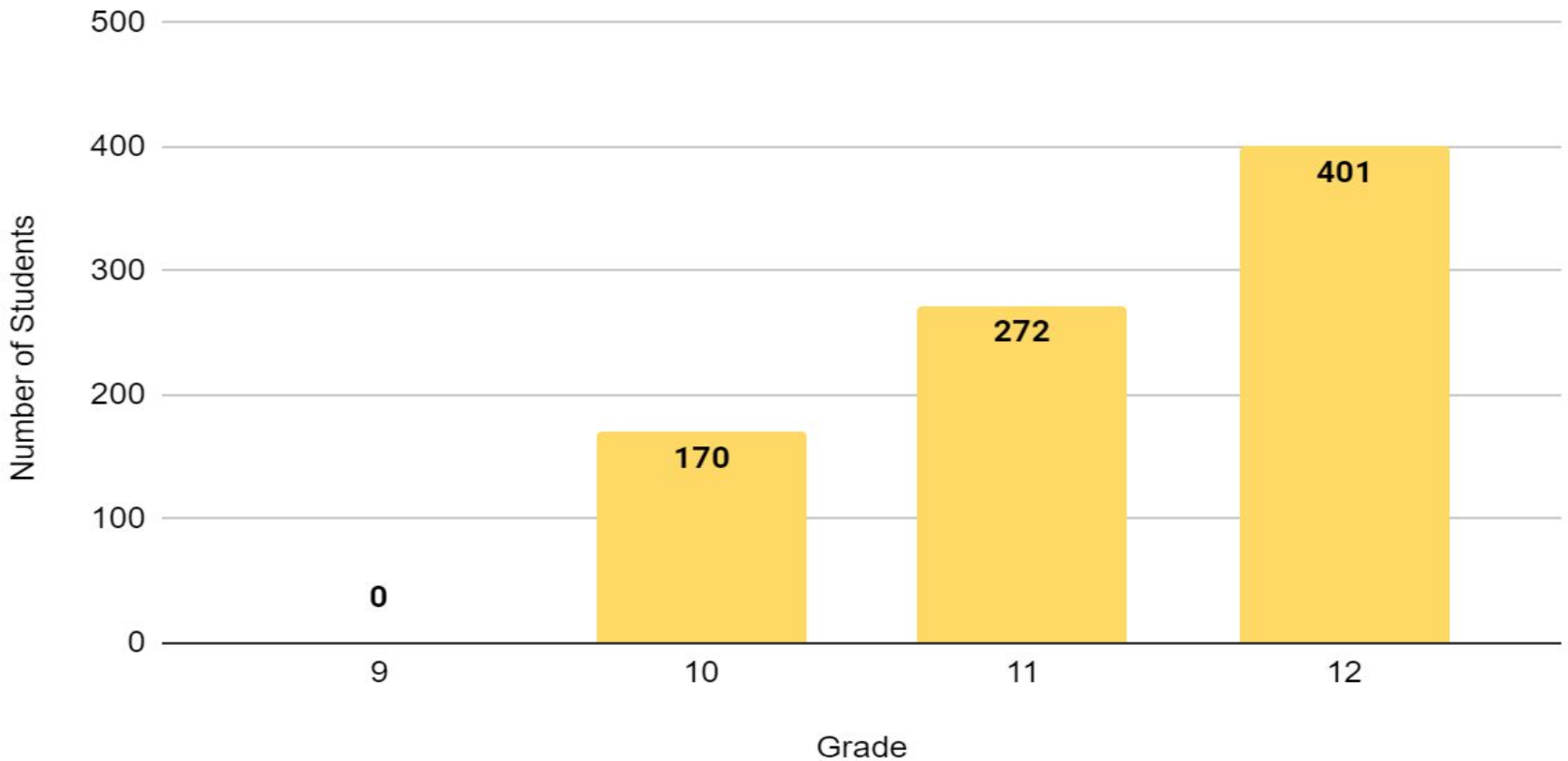
Housatonic Community College

Principles of Marketing

Current Dual-Enrollment Numbers

at Trumbull High School

Student Enrollment in Dual-Enrollment Classes (2024-25 SY)





Post Secondary Planning

Post Secondary Planning

School Counseling Department Summary, Class of 2024

4,001 (four year) college applications and transcripts were processed:

- 79% of the graduating class intend to enroll in a 4-year college.
- 13% intend to continue their education at a 2-year college or trade/technical school.
- 2% intend to be employed.
- 0.1% intend to join the military.

Post Secondary Planning

Trumbull High School

Class	4-Year Colleges	2-Year & Community	Career Training	Total Continuing Education	Employment
2024	79%	8%	5%	92%	2%
2023	76%	11%	4%	90%	6%
2022	77%	9%	3%	89%	6%
2021	75%	10%	1%	86%	11%
2020	78%	15%	>1%	93%	6%

Post Secondary Planning

5-Year Look Back at College Applications & Acceptance By All College Ratings

Combined Totals			
Year	Number of Applications	Acceptance Rate	% of Class Attending College
2024	4001	65.2%	87%
2023	3674	60.9%	87%
2022	3991	60.8%	86%
2021*	3818	59.1%	85%
2020	2993	70.8%	93%

*New trends emerging with “test optional”

Post Secondary Planning

Where our students attend by College Rankings

Class	Most Competitive	Highly Competitive	Very Competitive	Competitive
2024	6.1%	19.2%	20.7%	24.8%
2023	7.6%	24.2%	22%	18.2%
2022	6.9%	20.9%	21.7%	18.8%
2021	6.2%	18.6%	20.4%	20.6%
2020	7.7%	22.7%	20.6%	22.7%



Thank You!

We welcome any discussion topics or questions.

TRUMBULL PUBLIC SCHOOLS
TRUMBULL, CONNECTICUT

Report to the Board of Education
Regular Meeting – October 8, 2024

Dr. Semmel

Agenda Item – III-D

2024-2025 Enrollment Update

Dr. Semmel will present updated data related to student enrollment.

Recommendation:

Review and discuss



Trumbull Board of Education
Enrollment as of October 1, 2024

2024-25 Planning Updates: Student Enrollment

Martin J. Semmel, Ed.D.
Superintendent

Kindergarten Actual vs. Projected

2023 - 2024	<u>7/6/2023</u>		<u>9/8/2023</u>		<u>October 1, 2023</u>	
KINDERGARTEN	Actual	Projected	Actual	Projected	Actual	Projected
Booth Hill	66	83	68	83	68	83
Daniels Farm	85	73	86	73	86	73
Frenchtown	65	81	76	81	76	81
Jane Ryan	49	72	61	72	61	72
Middlebrook	56	82	62	82	63	82
Tashua	51	70	56	70	57	70
2024 - 2025	<u>7/8/2024</u>		<u>9/9/2024</u>		<u>October 1, 2024</u>	
KINDERGARTEN	Actual	Projected	Actual	Projected	Actual	Projected
Booth Hill	69	73	75	73	74	73
Daniels Farm	53	76	57	76	57	76
Frenchtown	69	77	77	77	77	77
Jane Ryan	48	66	62	66	62	66
Middlebrook	66	72	73	72	74	72
Tashua	49	60	54	60	55	60

Enrollment K-5: Booth Hill

BHS Grade	Enrolled students	Scheduled sections	Analysis
Kindergarten NESDEC Projected	73		
Kindergarten Actual	74	4	
Grade 1	72	4	
Grade 2	92	4	Continue to monitor.
Grade 3	97	4	
Grade 4	92	4	
Grade 5	95	4	
TOTAL	522	24	

Class Size Guidelines
Grades K,1,2: 22 students / section
Grades 3-5: 25 students / section

Enrollment K-5: Daniels Farm

DFS Grade	Enrolled students	Scheduled sections	Analysis
Kindergarten NESDEC Projected	76		
Kindergarten Actual	57	3	
Grade 1	92	4	Continue to monitor.
Grade 2	79	4	
Grade 3	83	4	
Grade 4	80	4	
Grade 5	93	4	
TOTAL	484	23	

Class Size Guidelines
Grades K,1,2: 22 students / section
Grades 3-5: 25 students / section

Enrollment K-5: Frenchtown

FT Grade	Enrolled students	Scheduled sections	Analysis
Kindergarten NESDEC Projected	77		
Kindergarten Actual	77	4	
Grade 1	77	4	
Grade 2	83	4	
Grade 3	94	4	
Grade 4	89	4	
Grade 5	96	4	
TOTAL	516	24	

Class Size Guidelines
Grades K,1,2: 22 students / section
Grades 3-5: 25 students / section

Enrollment K-5: Jane Ryan

JR Grade	Enrolled students	Scheduled sections	Analysis
Kindergarten NESDEC Projected	66		
Kindergarten Actual	62	3	
Grade 1	64	3	
Grade 2	88	4	Continue to monitor.
Grade 3	81	4	
Grade 4	75	3	
Grade 5	68	3	
TOTAL	438	20	

Class Size Guidelines
Grades K,1,2: 22 students / section
Grades 3-5: 25 students / section

Enrollment K-5: Middlebrook

MB Grade	Enrolled students	Scheduled sections	Analysis
Kindergarten NESDEC Projected	72		
Kindergarten Actual	74	4	
Grade 1	66	3	
Grade 2	93	4	Continue to monitor
Grade 3	91	4	
Grade 4	83	4	
Grade 5	95	4	
TOTAL	502	23	

Class Size Guidelines
Grades K,1,2: 22 students / section
Grades 3-5: 25 students / section

Enrollment K-5: Tashua

TA Grade	Enrolled students	Scheduled sections	Analysis
Kindergarten NESDEC Projected	60		
Kindergarten Actual	55	3	
Grade 1	59	3	
Grade 2	69	4	
Grade 3	71	3	
Grade 4	63	3	
Grade 5	77	3	Continue to monitor
TOTAL	394	19	

Class Size Guidelines
Grades K,1,2: 22 students / section
Grades 3-5: 25 students / section

Grades K-5: Summary

Grade	Enrolled students	Scheduled sections	Analysis
Kindergarten	399	21	
Grade 1	430	21	
Grade 2	504	24	
Grade 3	517	23	
Grade 4	482	22	
Grade 5	524	22	
TOTAL	2,856	133	

Grades 6 - 12 Summary Year to Year

Grade	Last Day of School 6/11/23	Enrolled 10/01/24	Current Net Gain/Loss
Hillcrest	774	793	19
Madison	823	857	34
THS	2,198	2,177	-21
TOTAL SECONDARY	3,795	3,827	32

TRUMBULL PUBLIC SCHOOLS
TRUMBULL, CONNECTICUT

Report to the Board of Education
Regular Meeting – October 8, 2024

Mr. Catalano

Agenda Item – III-E

Approval/Donation to the ELITE Program

- Mr. Peter DiNardo would like to donate \$10,000 to support the ELITE Program.

Recommendation:

- Approve and accept with gratitude the donation of \$10,000 from Mr. Peter DiNardo to support the ELITE Program.