

SOUTHWESTERN CENTRAL SCHOOL DISTRICT
AUDIT REPORTING PACKAGE
FOR THE FISCAL YEAR ENDED JUNE 30, 2024

Preliminary

TABLE OF CONTENTS
2024 REPORTING PACKAGE

	<u>Section</u>
School District's Audited Financial Statements	1
School District's Management Letter	2
Extraclassroom Activity Fund Audited Financial Statement.....	3
Extraclassroom Activity Fund Management Letter	4
Letter to those Charged with Governance	5

Preliminary

SOUTHWESTERN CENTRAL SCHOOL DISTRICT

***FINANCIAL STATEMENTS
AND SUPPLEMENTARY INFORMATION***

FOR THE FISCAL YEAR ENDED JUNE 30, 2024

***WITH REPORT OF
CERTIFIED PUBLIC ACCOUNTANTS***

Preliminary

SOUTHWESTERN CENTRAL SCHOOL DISTRICT
2024 FINANCIAL STATEMENTS
TABLE OF CONTENTS

	<u>Schedule</u>	<u>Page</u>
Independent Auditor’s Report		1-2
Management’s Discussion and Analysis		3-9
Government-wide Financial Statements		
Statement of Net Position	1	10
Statement of Activities	2	11
Fund Financial Statements		
Combined Balance Sheet - Governmental Funds.....	3	12
Combined Statement of Revenue, Expenditures and Changes in Fund Equity - Governmental Funds.....	4	13
Statement of Fiduciary Net Position.....	5	14
Statement of Changes in Fiduciary Net Position	6	15
Reconciliation of Governmental Funds Balance Sheet to the Statement of Net Position	7	16
Reconciliation of Governmental Funds Revenue, Expenditures and Changes in Fund Equity to the Statement of Activities	8	17
Notes to Financial Statements		18-37
Supplementary Information		
Combining Schedule of Revenue, Expenditures and Changes In Fund Equity - Budget and Actual - Governmental Funds	SS1&SS1A	38-39
Schedule of Change from Adopted Budget to Final Budget and the Real Property Tax Limit.....	SS2	40
Schedule of Project Expenditures - Capital Projects Fund.....	SS3	41
Budget Comparison Statement for State and Other Grant Programs - Special Aid and Food Service Funds.....	SS4A	42
Notes to Schedule of Expenditures of Federal Awards.....	SS4B	43
Schedule of Expenditures of Federal Awards	SS4C	43
Schedule of Net Investment in Capital Assets and Right-to-Use Assets.....	SS5	44
Schedule of Changes in the District’s Net OPEB Liability and Related Ratios.....	SS6	45
Schedule of District Contributions - OPEB	SS7	46
Schedule of District Contributions – New York State Teachers’ Retirement System (NYSTRS) and New York State and Local Employees’ Retirement System (NYSLERS)	SS8	47
Schedule of the District’s Proportionate Share of the Net Pension Asset (Liability) – New York State Teachers’ Retirement System (NYSTRS) and District’s Proportionate Share of the Net Pension Liability – New York State and Local Employees’ Retirement System (NYSLERS)	SS9	48
Independent Auditor’s Report on Internal Control Over Financial Reporting and on Compliance and Other Matters Based on an Audit of Financial Statements Performed in Accordance with “Government Auditing Standards”		49-50
Independent Auditor’s Report on Compliance for Each Major Federal Program and on Internal Control Over Compliance Required by the Uniform Guidance		51-52
Schedule of Findings and Questioned Costs		53-55
Schedule of Prior Audit Findings		56

INDEPENDENT AUDITOR'S REPORT

**To the President and Members of
The Board of Education
Southwestern Central School District
Jamestown, New York**

Report on the Audit of the Financial Statements

Opinions

We have audited the accompanying financial statements of the governmental activities and each major fund of **Southwestern Central School District** as of and for the year ended June 30, 2024, and the related notes to the financial statements, which collectively comprise **Southwestern Central School District's** basic financial statements as listed in the table of contents. We have also audited the fiduciary fund types of the **Southwestern Central School District** as of June 30, 2024, as displayed in the District's basic financial statements.

In our opinion, the financial statements referred to above present fairly, in all material respects, the respective financial position of the governmental activities, each major fund, and the aggregate remaining fund information of the **Southwestern Central School District**, as of June 30, 2024, and the respective changes in financial position for the year then ended in accordance with accounting principles generally accepted in the United States of America.

Basis for Opinions

We conducted our audit in accordance with auditing standards generally accepted in the United States of America and the standards applicable to financial audits contained in Government Auditing Standards, issued by the Comptroller General of the United States. Our responsibilities under those standards are further described in the Auditor's Responsibilities for the Audit of the Financial Statements section of our report. We are required to be independent of the **Southwestern Central School District** and to meet our other ethical responsibilities, in accordance with the relevant ethical requirements relating to our audit. We believe that the audit evidence we have obtained is sufficient and appropriate to provide a basis for our audit opinions.

Report on Summarized Comparative Information

We have previously audited the **Southwestern Central School District's** June 30, 2023 financial statements, and our report dated October 17, 2023, expressed unmodified opinions on the respective financial statements of the governmental activities, each major fund, and aggregate remaining fund information. In our opinion, the summarized comparative information presented herein as of and for the year ended June 30, 2023, is consistent, in all material respects, with the audited financial statements from which it has been derived.

Responsibilities of Management for the Financial Statements

Management is responsible for the preparation and fair presentation of the financial statements in accordance with accounting principles generally accepted in the United States of America, and for the design, implementation, and maintenance of internal control relevant to the preparation and fair presentation of financial statements that are free from material misstatement, whether due to fraud or error.

In preparing the financial statements, management is required to evaluate whether there are conditions or events, considered in the aggregate, that raise substantial doubt about the **Southwestern Central School District's** ability to continue as a going concern for twelve months beyond the financial statement date, including any currently known information that may raise substantial doubt shortly thereafter.

Auditor's Responsibilities for the Audit of the Financial Statements

Our objectives are to obtain reasonable assurance about whether the financial statements as a whole are free from material misstatement, whether due to fraud or error, and to issue an auditor's report that includes our opinions. Reasonable assurance is a high level of assurance but is not absolute assurance and therefore is not a guarantee that an audit conducted in accordance with generally accepted auditing standards and Government Auditing Standards will always detect a material misstatement when it exists. The risk of not detecting a material misstatement resulting from fraud is higher than for one resulting from error, as fraud may involve collusion, forgery, intentional omissions, misrepresentations, or the override of internal control. Misstatements are considered material if there is a substantial likelihood that, individually or in the aggregate, they would influence the judgment made by a reasonable user based on the financial statements.

Auditor's Responsibilities for the Audit of the Financial Statements (continued)

In performing an audit in accordance with generally accepted auditing standards and Government Auditing Standards, we:

- Exercise professional judgment and maintain professional skepticism throughout the audit.
- Identify and assess the risks of material misstatement of the financial statements, whether due to fraud or error, and design and perform audit procedures responsive to those risks. Such procedures include examining, on a test basis, evidence regarding the amounts and disclosures in the financial statements.
- Obtain an understanding of internal control relevant to the audit in order to design audit procedures that are appropriate in the circumstances, but not for the purpose of expressing an opinion on the effectiveness of the **Southwestern Central School District's** internal control. Accordingly, no such opinion is expressed.
- Evaluate the appropriateness of accounting policies used and the reasonableness of significant accounting estimates made by management, as well as evaluate the overall presentation of the financial statements.
- Conclude whether, in our judgment, there are conditions or events, considered in the aggregate, that raise substantial doubt about **Southwestern Central School District's** ability to continue as a going concern for a reasonable period of time.

We are required to communicate with those charged with governance regarding, among other matters, the planned scope and timing of the audit, significant audit findings, and certain internal control-related matters that we identified during the audit.

Required Supplementary Information

Accounting principles generally accepted in the United States of America require that the management's discussion and analysis (pages 3-9) and budgetary comparison information (pages 38-39) schedule of changes in District's net OPEB liability and related ratios (page 45), schedule of District contributions – OPEB (page 46), schedule of the District contributions for defined benefit pension plans (page 47) and the schedule of the District's proportionate share of the net pension asset/liability (page 48) be presented to supplement the basic financial statements. Such information is the responsibility of management and, although not a part of the basic financial statements, is required by the Governmental Accounting Standards Board who considers it to be an essential part of financial reporting for placing the basic financial statements in an appropriate operational, economic, or historical context. We have applied certain limited procedures to the required supplementary information in accordance with auditing standards generally accepted in the United States of America, which consisted of inquiries of management about the methods of preparing the information and comparing the information for consistency with management's responses to our inquiries, the basic financial statements, and other knowledge we obtained during our audit of the basic financial statements. We do not express an opinion or provide any assurance on the information because the limited procedures do not provide us with sufficient evidence to express an opinion or provide any assurance.

Supplementary Information

Our audit was conducted for the purpose of forming opinions on the financial statements that collectively comprise the **Southwestern Central School District's** basic financial statements. The accompanying combining and individual fund financial statements and other schedules listed in the table of contents are presented for purposes of additional analysis and are not a required part of the basic financial statements. The schedule of expenditures of federal awards, as required by Title 2 U.S. Code of Federal Regulations Part 200, Uniform Administrative Requirements, Cost Principles, and Audit Requirements for Federal Awards, is also presented for purposes of additional analysis and is not a required part of the basic financial statements. Such information is the responsibility of management and was derived from and relates directly to the underlying accounting and other records used to prepare the basic financial statements. The information has been subjected to the auditing procedures applied in the audit of the basic financial statements and certain additional procedures, including comparing and reconciling such information directly to the underlying accounting and other records used to prepare the basic financial statements or to the basic financial statements themselves, and other additional procedures in accordance with auditing standards generally accepted in the United States of America. In our opinion, the combining and individual fund financial statements, other schedules, and the schedule of expenditures of federal awards are fairly stated, in all material respects, in relation to the basic financial statements as a whole.

Other Reporting Required by Government Auditing Standards

In accordance with Government Auditing Standards, we have also issued our report dated October 15, 2024, on our consideration of the **Southwestern Central School District's** internal control over financial reporting and on our tests of its compliance with certain provisions of laws, regulations, contracts, and grant agreements and other matters. The purpose of that report is solely to describe the scope of our testing of internal control over financial reporting and compliance and the results of that testing, and not to provide an opinion on the effectiveness of the **Southwestern Central School District's** internal control over financial reporting or on compliance. That report is an integral part of an audit performed in accordance with Government Auditing Standards in considering **Southwestern Central School District's** internal control over financial reporting and compliance.

Buffamante Whipple Buttafaro PC

BUFFAMANTE WHIPPLE BUTTAFARO, P.C.

**Olean, New York
October 15, 2024**

**SOUTHWESTERN CENTRAL SCHOOL DISTRICT
MANAGEMENT'S DISCUSSION AND ANALYSIS
FOR THE FISCAL YEAR ENDED JUNE 30, 2024**

I. Discussion and Analysis

The following is a discussion and analysis of the *Southwestern Central School District's* financial performance for the year ended June 30, 2024. This section is a summary of the District's financial activities based on currently known facts, decisions, or conditions. It is based on both the government-wide and fund-based financial statements. The results of the current year are discussed in comparison with the prior year, with an emphasis placed on the current year. This section is only an introduction and should be read in conjunction with the District's financial statements, which follows this section.

II. Financial Highlights

The following items are the financial highlights experienced by the *Southwestern Central School District* during the fiscal year ended June 30, 2024:

- Overall net position from operations of the District increased during the current year in the amount of \$3,951,000 as compared to an increase of \$1,893,000 during the prior fiscal year.
- The District's total revenue increased 13% from \$32,471,000 during the year ended June 30, 2023 to \$36,576,000 during the year ended June 30, 2024. This increase was primarily the result of an increase state aid and pandemic related grants.
- The District's total expenses increased approximately 7% from \$30,578,000 during the year ended June 30, 2023 to \$32,625,000 during the year ended June 30, 2024. This increase was primarily the result of an increase in expenses related to the District's pension, salaries, BOCES expenses offset by a decrease in other post-employment benefits related to actuarial updates.
- The District had capital outlays totaling \$11,140,000 during the current year related to the capital renovation project, smart school bond project, transportation vehicles and equipment related to right-to-use assets.

III. Overview of the Financial Statements

This annual report consists of three parts: MD&A (this section), the basic financial statements, and required supplementary information. The basic financial statements include two kinds of statements that present different views of *Southwestern Central School District*.

**III. Overview of the Financial Statements
(continued)**

**A. Reporting the School District as a Whole
(District-wide Financial Statements):**

The district-wide statements report information about the School District as a whole using accounting methods similar to those used by private-sector companies. Activities that are fiduciary in nature are not included in these statements.

1. Statement of Net Position

The Statement of Net Position (page 10) shows the School District's assets, deferred outflows of resources, liabilities, deferred inflows of resources and the net position. The Statement categorizes assets to show that some assets are very liquid, such as cash and cash equivalents. Some assets are restricted for certain purposes or reserved for emergencies and cash flow purposes. Some assets are invested in "fixed" or "capital" assets, such as buildings, equipment and other long-lived property; and some assets are available to fund budgets of the following year.

2. Statement of Activities

The Statement of Activities (page 11) shows the amounts of program-specific and general District revenue used to support the District's various functions.

The Statement of Net Position and Statement of Activities divide the activities of the District into two categories: governmental activities (the school functions, including general support, instruction, transportation, administration, etc.; property taxes, state and federal revenue usually support most of these functions) and proprietary activities. The District only had governmental activities during the current fiscal year.

The two district-wide statements report the School District's net position and how they have changed. Net position – the difference between the District's assets and deferred outflows of resources and the District's liabilities and deferred inflows of resources – is one way to measure the District's financial health or position. Over time, increases or decreases in the District's net position are an indicator of whether its financial position is improving or deteriorating, respectively. To assess the District's overall health, you need to consider additional non-financial factors such as changes in the District's property tax base and the condition of school buildings and other facilities.

**SOUTHWESTERN CENTRAL SCHOOL DISTRICT
MANAGEMENT'S DISCUSSION AND ANALYSIS
FOR THE FISCAL YEAR ENDED JUNE 30, 2024**

III. Overview of the Financial Statements (continued)

B. Reporting the District's Most Significant Funds (Fund Financial Statements):

The fund financial statements provide more detailed information about the District's funds, focusing on its most significant or major funds – not the District as a whole. Funds are accounting devices the District uses to keep track of specific sources of funding and spending on particular programs. Significance of funds is determined based on the proportional size of the funds, the relative importance of the activities of the funds to the District's operations, and the existence of legal budget requirements. Internal Service funds are never reported as major funds, but are combined and presented in a separate column.

The District has two kinds of funds:

1. Governmental Funds

Most of the District's basic services are included in governmental funds, which generally focus on (1) how cash and other financial assets that can readily be converted to cash flow in and out and the balances left at year-end that are available for spending. Consequently the governmental funds

III. Overview of the Financial Statements (continued)

B. Reporting the District's Most Significant Funds (Fund Financial Statements) (continued):

1. Governmental Funds (continued)

statements provide a detailed short-term view that helps you determine whether there are more or fewer financial resources that can be spent in the near future to finance the District's programs. Because this information does not encompass the additional long-term focus of the district-wide statements, additional information at the bottom of the governmental funds statements explains the relationship (or differences) between them.

2. Fiduciary Funds

The District is the trustee, or fiduciary, for assets that belong to others, such as the Chautauqua Consortium and the property taxes collected for other governments. The District is responsible for ensuring that the assets reported in these funds are used only for their intended purposes and by those to whom the assets belong. The District excludes these activities from the district-wide financial statements because it cannot use these assets to finance its operations.

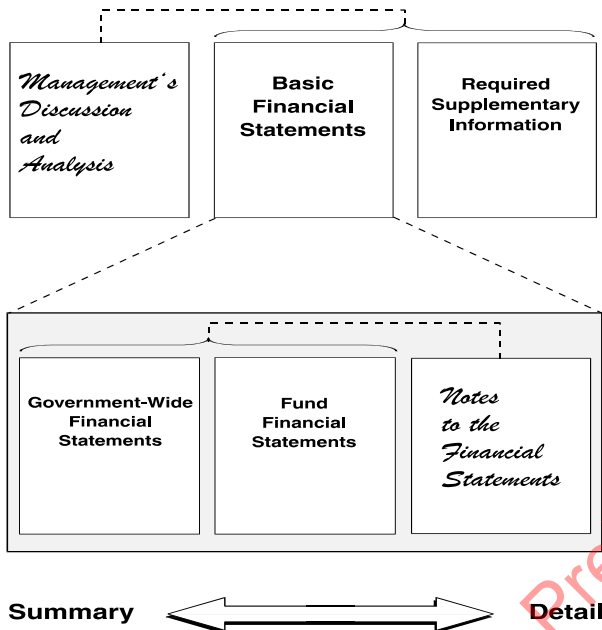
Figure A-1 - Major Features of the District-Wide Statements and Fund Financial Statements

	Fund Financial Statements		
	District-Wide	Governmental Funds	Fiduciary Funds
Scope	Entire district (except fiduciary funds)	The activities of the District that are not proprietary or fiduciary, such as special education and building maintenance	Instances in which the District administers resources on behalf of someone else
Required financial statements	Statement of Net Position Statement of Activities	Balance Sheet Statement of Revenue, Expenditures, and Changes in Fund Balances	Statement of Fiduciary Net Position Statement of Changes in Fiduciary Net Position
Accounting basis and measurement focus	Accrual accounting and economic resources focus	Modified accrual accounting and current financial focus	Accrual accounting and economic resources focus
Type of asset/deferred outflows of resources /liability/deferred inflows of resources information	All assets, deferred outflows of resources, liabilities, and deferred inflows of resources both financial and capital, short-term and long-term	Generally, assets and deferred outflows of resources expected to be used up and liabilities and deferred inflows of resources that come due during the year or soon thereafter; no capital assets and right-to-use assets or long-term liabilities included	All assets, deferred outflows of resources (if any), liabilities, and deferred inflows of resources (if any) both short-term and long-term; funds do not currently contain capital assets and right-to-use assets, although they can
Type of inflow/outflow information	All revenues and expenses during the year, regardless of when cash is received or paid	Revenues for which cash is received during or soon after the end of the year; expenditures when goods or services have been received and the related liability is due and payable	All additions and deductions during the year, regardless of when cash is received or paid

III. Overview of the Financial Statements (continued)

B. Reporting the District's Most Significant Funds (Fund Financial Statements) (continued):

Figure A-2 - Required Components of the District's Annual Financial Report



IV. Financial Analysis of the School District as a Whole

Net Position

The District's total reporting entity net position was approximately \$28,969,000. The components of net position include: net investment in capital assets and right-to-use assets of \$38,464,000; restricted net position of \$3,876,000; and unrestricted net deficit of \$13,371,000.

Changes in Net Position

The District's total government-wide revenue increased by approximately 13% to \$36,576,000. Approximately 39%, 7% and 49% of total revenue is derived from the property taxes, operating grants and state aid, respectively. The remaining 5% comes from federal aid, use of money and property, miscellaneous, charges for services and other operating grants and contributions.

IV. Financial Analysis of the School District as a Whole (continued)

Changes in Net Position (continued)

The total cost of all programs and services of the District increased 7% to \$32,625,000. The District's expenses cover a range of services, with 73% related to instruction and 15% related to general support. Figure A-4 through figure A-8 and the narrative that follows considers the operations of governmental activities, along with revenue and net costs percentages for governmental activities.

Governmental Activities

Revenue of the District's governmental activities increased approximately 13%, while total expenses increased 7%. The District's total net position from operations increased approximately \$3,951,000 during the fiscal year ended June 30, 2024.

Revenue

Figure A-4 presents the major sources of revenue of the District. Revenue of the District totaled \$36,576,000 for the fiscal year ended June 30, 2024. The most significant changes in the District's governmental revenue are more thoroughly discussed as follows:

- Property tax revenue which represents approximately 39% of the District's total revenue for governmental activities increased approximately 2% during the year ended June 30, 2024 as a result of an increase in the tax levy.
- One of the District's most significant revenue is from state sources which represent \$17,845,000 or 49% of total governmental revenue. State sources increased by approximately 10% resulting from an increase in basic formula aid.
- During the year ended June 30, 2024, the District saw an increase in program revenue, which mostly resulted from an increase in operating grants of \$1,048,000 related to pandemic related grants. In the current year, the cafeteria program transitioned from a traditional program whereby meals are reimbursed through free, reduced and paid meals to the Community Eligibility Provision (CEP) program resulting in an increase in meals served in the current year. In addition, the Federal and State governments reimbursed 100% of meals served in the current year. The District also saw an increase in charges for services of \$125,000, as compared with the prior year revenue.

**IV. Financial Analysis of the School District as a Whole
(continued)**

Expenses

Figure A-8 presents the cost of each of the District's six largest expenditure-type, which include; general support, instruction, transportation, debt service, community services and cost of sales; as well as each expenditure-type's net cost (total cost less fees generated by the activities and intergovernmental aid). The net cost shows the financial burden that was placed on the District's taxpayers and NYS by each of these functions. Total costs of the District's governmental activities were \$32,625,000. The most significant changes in the District's governmental expenses are more thoroughly discussed as follows:

- The District's general support decreased by approximately \$87,000 or 2% which was primarily the result of a decrease in contractual and materials/supplies expenses offset by an increase in pension expenses related to actuarial updates.
- The District's instruction costs increased by approximately \$1,270,000 or 6%. This was primarily the result of an increase in salaries, BOCES expense, and pension expense offset by a decrease in other post-employment benefit expenses related to an actuarial update.
- Debt service of the District increased approximately \$594,000 during the year ended June 30, 2024. This increase was primarily the result of an increase in interest costs.
- Transportation costs of the District increased 11% or \$214,000 during the year ended June 30, 2024 due to an increase in wages and pension expenses related to actuarial updates.
- The District's cost of sales (food service fund) totaled \$558,000 during the current year as compared to \$497,000 during the fiscal year ended June 30, 2023. This increase is primarily caused by an increase in food costs.
- The District received approximately \$3,039,000 of operating grants and charges for services from its state and federal grants and tuition and transportation aid which subsidized certain programs of the District.
- Most of the District's net costs (\$30 million) were financed by real property taxes and state aid.

IV. Financial Analysis of the School District as a Whole (continued)

Figure A-3 – Condensed Statement of Net Position

<i>Southwestern Central School District</i>			
Condensed Statement of Net Position (in thousands of dollars)			
	Governmental Activities and Total District-wide		
	2024	2023	% Change
Assets			
Current and other assets	\$ 14,315	\$ 9,680	48%
Capital assets and right-to-use assets	68,325	60,535	13%
Total assets	82,640	70,215	18%
Deferred Outflows of Resources			
Total	6,753	8,479	-20%
	\$ 89,393	\$ 78,694	14%
Liabilities			
Other liabilities	\$ 17,657	\$ 5,787	205%
Long-term debt outstanding	40,179	45,719	-12%
Total liabilities	57,836	51,506	12%
Deferred Inflows of Resources			
Total	2,588	2,170	19%
Net position			
Invested in capital assets and right-to-use assets, net of related debt	38,464	33,242	16%
Restricted	3,876	4,742	-18%
Unrestricted (deficit)	(13,371)	(12,966)	3%
Total net position	28,969	25,018	16%
	\$ 89,393	\$ 78,694	14%

Figure A-4 – Changes in Net Position

<i>Southwestern Central School District</i>			
Changes in Net Position from Operating Results (in thousands of Dollars)			
	Governmental Activities and Total District-wide		
	2024	2023	% Change
Revenue			
Program revenue			
Charges for services	\$ 397	\$ 272	46%
Operating grants and contributions	2,642	1,594	66%
General revenue			
Real property taxes	14,276	13,995	2%
Use of money & property	667	81	723%
Sale of property & comp for loss	(104)	(234)	-56%
State sources	17,845	16,190	10%
Federal sources	214	180	19%
Miscellaneous	639	393	63%
Total revenue	36,576	32,471	13%
Expenses			
General support	4,801	4,888	-2%
Instruction	24,019	22,749	6%
Transportation	2,247	2,033	11%
Community services	39	44	-11%
Debt service - interest	961	367	162%
Cost of sales	558	497	12%
Total expenses	32,625	30,578	7%
Change in net position	\$ 3,951	\$ 1,893	109%

**SOUTHWESTERN CENTRAL SCHOOL DISTRICT
MANAGEMENT'S DISCUSSION AND ANALYSIS
FOR THE FISCAL YEAR ENDED JUNE 30, 2024**

**IV. Financial Analysis of the School District as a Whole
(continued)**

Figure A-5 – Sources of Revenue

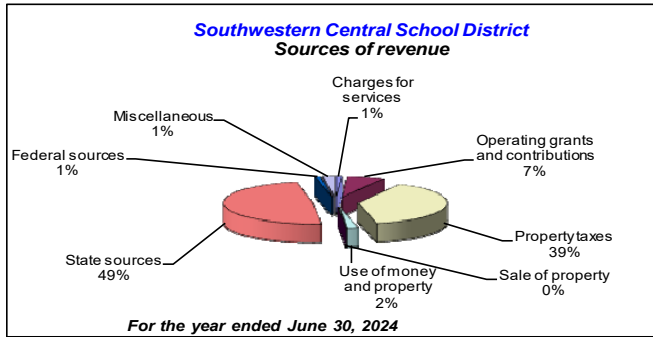


Figure A-6 – Expenses

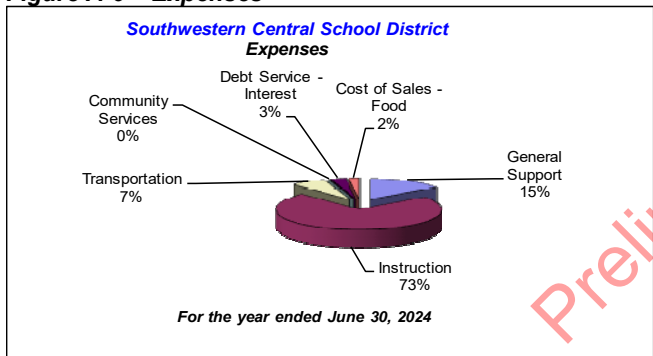


Figure A-7 – Expenditures Supported with Program Revenue

	Governmental Activities & Total District			
	2024		2023	
Expenditures supported with general revenue (from taxes & other sources)	\$ 29,587	91%	\$ 28,711	94%
Expenditures supported with program revenue	3,038	9%	1,867	6%
Total expenditures related to governmental activities	\$ 32,625	100%	\$ 30,578	100%

IV. Financial Analysis of the School District as a Whole (continued)

Figure A-8 – Net Cost of Governmental Activities

	Total cost of services			Net cost of services		
	2024	2023	Change	2024	2023	Change
General support	\$ 4,801	\$ 4,888	\$ (87)	\$ 4,798	\$ 4,880	\$ (82)
Instruction	24,019	22,749	1,270	21,636	21,422	214
Transportation	2,247	2,033	214	2,233	2,021	212
Community services	39	44	(5)	39	44	(5)
Debt service - interest	961	367	594	961	367	594
Cost of sales - food	558	497	61	(80)	(23)	(57)
Total	\$ 32,625	\$ 30,578	\$ 2,047	\$ 29,587	\$ 28,711	\$ 876

V. Financial Analysis of the School District's Funds

It is important to note that variances between years for the governmental fund financial statements (Balance Sheets and Statement of Revenue, Expenditures and Changes in Fund Equity) are not the same as variances between years for the District-wide financial statements (Statement of Net Position and Statement of Activities). The District's governmental funds are presented on the current financial resources measurement focus and the modified accrual basis of accounting, while the statement of net position is presented on the full accrual method of accounting. Therefore, governmental funds do not include long-term debt liabilities for the funds' projects and capital assets and right-to-use assets purchased by the funds. Governmental funds will include the proceeds received from the issuance of debt, the current payments for capital assets and right-to-use assets, and the current payments for debt. Below is a description of the most significant changes to the fund financial statements from those reported in the previous year.

General Fund

- The District's general fund revenues and other sources exceeded its expenditures and other uses by approximately \$64,000 .
- The District's general fund unassigned fund balance equated to approximately \$2,542,000 as of June 30, 2024.
- The District had many fund balance reserves which totaled approximately \$2,909,000 as of June 30, 2024.

V. Financial Analysis of the School District's Funds (continued)

General Fund (continued)

- The District's total assets increased approximately \$221,000 as of June 30, 2024 primarily due to an increase in receivables offset by a decrease in cash on hand. The District's liabilities increased approximately \$157,000 primarily due to an increase in accrued retirement and due to other funds.
- Total revenue in the District's general fund increased \$3,177,000 due to an increase in state sources.
- Total expenditures in the District's general fund increased by approximately \$3,979,000 due to increases in instructional related expenses and interfund transfers.

Food Service Fund

- The District's food service fund experienced a \$79,000 increase in fund equity during the current fiscal year.
- Revenue in the District's food service fund was \$637,000 during 2024 as compared with \$519,000 in 2023. Expenditures increased approximately \$61,000 as compared with the prior year. In the current year, the District transitioned from a traditional program whereby meals are reimbursed through free, reduced and paid meals to the Community Eligibility Provision (CEP) program resulting in an increase in meals served in the current year. In addition, the Federal and State governments reimbursed 100% of meals served in the current year.

Special Aid Fund

- The District's special aid fund revenue and expenditures increased approximately \$947,000 or 64% primarily due to an increase in Pandemic related grants.

Capital Projects Fund

- Total expenditures incurred during the current year were related to Phase VII construction project, federal stimulus project, smart bond expenditures and the purchase of transportation vehicles.

Miscellaneous Special Revenue

- During the year ended June 30, 2024, the District transferred \$25,100 of these funds to the general fund to offset debt service costs.

VI. General Fund Budgetary Highlight

Over the course of the year, the District makes many budget transfers. Actual expenditures were approximately \$1,659,000 below the revised budget. The most significant positive variance was in the area of instruction which totaled \$576,000 below that budgeted. Resources available for appropriations were approximately \$1,186,000 above the final budgeted amount.

VI. General Fund Budgetary Highlight (continued)

Figure A-9 – Budget vs. Actual Comparison

<i>Southwestern Central School District</i>				
<i>General Fund - Budget vs Actual Comparison (in thousands of dollars)</i>				
	Revised Budget	Actual	Difference	%
Revenue				
Local sources	\$ 14,675	\$ 15,523	\$ 848	6%
State sources	17,674	17,845	171	1%
Federal sources	180	215	35	19%
Other sources	66	198	132	200%
Total revenue	\$ 32,595	\$ 33,781	\$ 1,186	4%
Expenditures				
General support	\$ 4,017	\$ 3,645	\$ 372	9%
Instruction	16,844	16,268	576	3%
Transportation	1,398	1,281	117	8%
Community services	53	39	14	26%
Employee benefits	7,070	6,516	554	8%
Debt service	3,893	3,867	26	1%
Operating transfers	2,100	2,100	-	0%
Total expenditures	\$ 35,375	\$ 33,716	\$ 1,659	5%

VII. Capital Assets and Right-to-use Assets and Debt Administration

Capital Assets and Right-to-use Assets

As depicted in Figure A-10, as of June 30, 2024, the District had invested approximately \$68,325,000 in a broad range of capital assets and right-to-use assets, including reconstruction projects, transportation vehicles and other equipment. Capital additions made during the year ended June 30, 2024, totaled approximately \$11,140,000 and primarily related to the District's ongoing capital project, transportation vehicles, and smart bond expenditures. More detailed information about the District's capital assets and right-to-use assets is presented in the notes of the financial statements.

Long-term Liabilities

As depicted in Figure A-11, as of June 30, 2024, the District had approximately \$40,179,000 in bonds payable, lease liabilities, net pension liability and other post-employment benefits, a decrease of approximately 12% as compared with the previous year. The decrease in bonds payable was the result of the District making regular principal payments during the year. The net pension liability related to TRS and ERS decreased as of June 30, 2024 as a result of actuarial updates. Also, the District had a decrease in the other post employment benefits as a result of an actuarial update.

**SOUTHWESTERN CENTRAL SCHOOL DISTRICT
MANAGEMENT'S DISCUSSION AND ANALYSIS
FOR THE FISCAL YEAR ENDED JUNE 30, 2024**

VII. Capital Assets and Right-to-use Assets and Debt Administration (continued)

Figure A-10 – Capital Assets and Right-to-use Assets

<i>Southwestern Central School District</i>			
<i>Capital assets and right-to-use assets (net of depreciation)</i>			
	Governmental Activities & Total District-wide		
	2024	2023	Change
Land	\$ 2,265,450	\$ 2,265,450	0%
Cost basis	89,189,245	88,815,650	0%
Construction in progress	11,686,818	1,686,279	593%
Accumulated depreciation & amortization	(34,816,517)	(32,232,185)	8%
Total Capital assets and right-to-use assets, net	\$ 68,324,996	\$ 60,535,194	13%

Figure A-11 – Outstanding Long-term Debt

<i>Southwestern Central School District</i>			
<i>Outstanding Long-Term Debt and Liabilities</i>			
	Governmental Activities & Total District-wide		
	2024	2023	Change
Bonds payable	\$ 20,773,243	\$ 23,530,711	-12%
Lease liabilities	-	12,303	n/a
Net pension liabilities	1,809,243	2,637,654	-31%
Other post-employment benefits	17,596,746	19,537,584	-10%
Total Long-Term Debt	\$ 40,179,232	\$ 45,718,252	-12%

VII. Capital Assets and Right-to-use Assets and Debt Administration (continued)

At the time these financial statements were prepared and audited, the District was aware of the following existing circumstances that could significantly affect its financial health in the future:

- The District is uncertain as to the level of state aid in the upcoming years as it moves out of the Pandemic.
- The 2024-25 New York State budget calls for the Rockefeller Institute to conduct a study to assess the State's Foundation Aid educational funding formula. Modifications to the formula could have an impact on future state aid that is distributed to the District.

VIII. Contacting the District's Financial Management

This financial report is designed to provide citizens, taxpayers, customers and investors and creditors with a general overview of the finances of the District and to demonstrate our accountability with the money we receive. If you have any questions about this report or need additional financial information, please contact:

Southwestern Central School District
District Administrative Offices
600 Hunt Road
Jamestown, New York 14701

SOUTHWESTERN CENTRAL SCHOOL DISTRICT
STATEMENT OF NET POSITION
AS OF JUNE 30, 2024

Schedule 1

Page 10

	<u>2024</u>	<u>2023</u>
Assets		
Cash		
Unrestricted	\$ 2,790,920	\$ 2,016,470
Restricted	3,875,389	4,742,374
Receivables		
State and federal aid	2,254,264	2,457,908
Accounts receivable	670,688	79,650
Inventories	7,416	10,225
Cash to be used for capital assets	4,716,313	373,148
Capital assets and right-to-use assets, net	68,324,996	60,535,194
Total assets	<u>82,639,986</u>	<u>70,214,969</u>
Deferred Outflows of Resources		
Deferred outflows related to long-term debt	4,876	20,317
Deferred outflows related to OPEB	1,390,789	1,728,627
Deferred outflows related to pensions	5,357,113	6,729,696
Total deferred outflows of resources	<u>6,752,778</u>	<u>8,478,640</u>
Total assets and deferred outflows of resources	<u>\$ 89,392,764</u>	<u>\$ 78,693,609</u>
Liabilities		
Current liabilities		
Accounts payable	\$ 2,269,934	\$ 95,450
Accrued liabilities	349,391	396,085
Accrued interest	623,000	173,000
Due to retirement systems	1,233,775	1,171,119
Unearned revenue	-	1,030
Bond anticipation notes payable	13,181,000	3,950,723
Long-term liabilities		
Portion due or payable within one year		
Bonds payable	2,280,000	2,620,000
Lease liability	-	12,303
Portion due or payable after one year		
Bonds payable	18,493,243	20,910,711
Net pension liabilities	1,809,243	2,637,654
Other post-employment benefits	17,596,746	19,537,584
Total liabilities	<u>57,836,332</u>	<u>51,505,659</u>
Deferred Inflows of Resources		
Deferred inflows related to OPEB	1,679,400	1,666,882
Deferred inflows related to pensions	908,463	503,547
Total deferred inflows of resources	<u>2,587,863</u>	<u>2,170,429</u>
Net Position		
Invested in capital assets and right-to-use assets, net of related debt	38,464,066	33,241,605
Restricted	3,875,389	4,742,374
Unrestricted (deficit)	<u>(13,370,886)</u>	<u>(12,966,458)</u>
Total net position	<u>28,968,569</u>	<u>25,017,521</u>
Total liabilities, deferred inflows of resources and net position	<u>\$ 89,392,764</u>	<u>\$ 78,693,609</u>

Preliminary

SOUTHWESTERN CENTRAL SCHOOL DISTRICT
STATEMENT OF ACTIVITIES
FOR THE YEAR ENDED JUNE 30, 2024

Schedule 2

Page 11

	Expenses	Indirect Expenses Allocation	Program Revenues Charges for Services	Operating Grants	2024 Net (Expense) Revenue and Changes in Net Position	2023 Net (Expense) Revenue and Changes in Net Position
Functions/Programs						
General support	\$ 4,372,103	\$ 429,734	\$ -	\$ 4,185	\$ (4,797,652)	\$ (4,879,751)
Instruction	21,652,924	2,366,775	314,478	2,069,070	(21,636,151)	(21,421,293)
Pupil transportation	1,814,636	431,884	-	13,365	(2,233,155)	(2,021,282)
Community services	38,853	-	-	-	(38,853)	(44,337)
Debt service	960,614	-	-	-	(960,614)	(367,059)
Food service program	557,774	-	82,442	554,980	79,648	22,960
Depreciation and amortization	3,228,393	(3,228,393)	-	-	-	-
Total functions and programs	<u>\$ 32,625,297</u>	<u>\$ -</u>	<u>\$ 396,920</u>	<u>\$ 2,641,600</u>	<u>(29,586,777)</u>	<u>(28,710,762)</u>
General Revenues						
Real property taxes					14,275,738	13,994,585
Use of money and property					667,242	80,826
Sale of property and compensation for gain (loss)					(104,031)	(233,898)
Miscellaneous and donations					639,502	393,064
State sources					17,844,728	16,190,249
Federal sources					214,646	179,836
Total general revenues					<u>33,537,825</u>	<u>30,604,662</u>
Change in net position					3,951,048	1,893,900
Net position - beginning of year					<u>25,017,521</u>	<u>23,123,621</u>
Net position - end of year					<u>\$ 28,968,569</u>	<u>\$ 25,017,521</u>

Preliminary

SOUTHWESTERN CENTRAL SCHOOL DISTRICT
COMBINED BALANCE SHEET – GOVERNMENTAL FUNDS
AS OF JUNE 30, 2024

Schedule 3

Page 12

	Governmental Funds						2024	2023
	General	Special Aid	Food Service	Debt Service	Capital Projects	Miscellaneous Special Revenue	(Memo only) Total	(Memo only) Total
Assets								
Unrestricted cash	\$ 2,864,544	\$ 14,878	\$ 7,563	\$ -	\$ -	\$ -	\$ 2,886,985	\$ 2,117,605
Restricted cash	2,908,503	-	-	5,458,395	18,534	110,205	8,495,637	5,014,387
Accounts receivable	623,724	46,959	5	-	-	-	670,688	79,650
Due from other funds	693,377	1,720	296,021	1,889	4,697,779	-	5,690,786	934,029
State and federal aid receivable	1,341,205	614,143	40,870	-	258,046	-	2,254,264	2,457,908
Inventories	-	-	7,416	-	-	-	7,416	10,225
Total assets	<u>\$ 8,431,353</u>	<u>\$ 677,700</u>	<u>\$ 351,875</u>	<u>\$ 5,460,284</u>	<u>\$ 4,974,359</u>	<u>\$ 110,205</u>	<u>\$ 20,005,776</u>	<u>\$ 10,613,804</u>
Liabilities and Fund Equity								
Liabilities								
Accounts payable	\$ 85,451	\$ 37,410	\$ 37,626	\$ -	\$ 2,109,447	\$ -	\$ 2,269,934	\$ 95,450
Accrued liabilities	339,215	-	10,176	-	-	-	349,391	396,085
Bond anticipation notes payable	-	-	-	-	13,181,000	-	13,181,000	3,950,723
Due to other funds	297,954	640,290	-	4,603,603	148,939	-	5,690,786	934,029
Unearned revenue	-	-	-	-	-	-	-	1,030
Due to Teachers' Retirement System	1,119,566	-	-	-	-	-	1,119,566	1,072,670
Due to Employees' Retirement System	114,209	-	-	-	-	-	114,209	98,449
Total liabilities	<u>1,956,395</u>	<u>677,700</u>	<u>47,802</u>	<u>4,603,603</u>	<u>15,439,386</u>	<u>-</u>	<u>22,724,886</u>	<u>6,548,436</u>
Fund Equity								
Nonspendable	-	-	7,416	-	-	-	7,416	10,225
Restricted	2,908,503	-	-	856,681	-	110,205	3,875,389	4,742,374
Committed	68,392	-	-	-	-	-	68,392	67,166
Assigned	955,727	-	296,657	-	-	-	1,252,384	884,004
Unassigned (deficit)	2,542,336	-	-	-	(10,465,027)	-	(7,922,691)	(1,638,401)
Total fund equity (deficit)	<u>6,474,958</u>	<u>-</u>	<u>304,073</u>	<u>856,681</u>	<u>(10,465,027)</u>	<u>110,205</u>	<u>(2,719,110)</u>	<u>4,065,368</u>
Total liabilities and fund equity	<u>\$ 8,431,353</u>	<u>\$ 677,700</u>	<u>\$ 351,875</u>	<u>\$ 5,460,284</u>	<u>\$ 4,974,359</u>	<u>\$ 110,205</u>	<u>\$ 20,005,776</u>	<u>\$ 10,613,804</u>

SOUTHWESTERN CENTRAL SCHOOL DISTRICT
COMBINED STATEMENT OF REVENUE, EXPENDITURES AND
CHANGES IN FUND EQUITY – GOVERNMENTAL FUNDS
FOR THE YEAR ENDED JUNE 30, 2024

Schedule 4

Page 13

	Governmental Funds						2024	2023
	General	Special Aid	Food Service	Debt Service	Capital Projects	Miscellaneous Special Revenue	(Memo only) Total	(Memo only) Total
Revenue								
Real property taxes	\$ 14,275,738	\$ -	\$ -	\$ -	\$ -	\$ -	\$ 14,275,738	\$ 13,994,585
Charges for services	314,478	-	-	-	-	-	314,478	140,430
Use of money and property	400,392	-	-	262,367	-	4,483	667,242	80,826
Sale of property compensation for loss	5,713	-	-	-	-	-	5,713	9,940
Miscellaneous	526,535	-	-	-	-	-	526,535	352,428
State sources	17,844,728	518,324	167,029	-	-	-	18,530,081	16,432,834
Federal sources	214,646	1,917,423	355,930	-	-	-	2,487,999	1,765,467
Surplus food	-	-	32,021	-	-	-	32,021	40,517
Sales (school food service)	-	-	82,442	-	-	-	82,442	131,470
Total revenue	<u>33,582,230</u>	<u>2,435,747</u>	<u>637,422</u>	<u>262,367</u>	<u>-</u>	<u>4,483</u>	<u>36,922,249</u>	<u>32,948,497</u>
Expenditures								
General support	3,645,273	4,185	-	-	-	-	3,649,458	3,670,729
Instruction	16,267,781	1,453,649	-	-	-	-	17,721,430	15,792,146
Pupil transportation	1,280,923	13,365	-	-	298,026	-	1,592,314	1,732,311
Community services	38,853	-	-	-	-	-	38,853	44,337
Employee benefits	6,516,437	349,127	-	-	-	-	6,865,564	6,363,214
Debt service								
Principal	3,234,723	-	-	-	-	-	3,234,723	3,505,200
Interest	632,641	-	-	-	-	-	632,641	556,158
Capital outlay	-	-	-	-	10,141,660	-	10,141,660	1,329,325
Cost of sales	-	-	503,256	-	-	-	503,256	417,194
Other expenses	-	-	54,518	-	-	-	54,518	79,315
Total expenditures	<u>31,616,631</u>	<u>1,820,326</u>	<u>557,774</u>	<u>-</u>	<u>10,439,686</u>	<u>-</u>	<u>44,434,417</u>	<u>33,489,929</u>
Excess (deficiency) of revenue over expenditures	<u>1,965,599</u>	<u>615,421</u>	<u>79,648</u>	<u>262,367</u>	<u>(10,439,686)</u>	<u>4,483</u>	<u>(7,512,168)</u>	<u>(541,432)</u>
Other sources and uses								
Premiums earned from financing	-	-	-	112,967	-	-	112,967	40,636
BANs redeemed from appropriations	-	-	-	-	614,723	-	614,723	430,200
Operating transfers in	197,930	-	-	-	2,583,226	-	2,781,156	147,050
Operating transfers out	(2,100,000)	(615,421)	-	(40,635)	-	(25,100)	(2,781,156)	(147,050)
Total other sources (uses)	<u>(1,902,070)</u>	<u>(615,421)</u>	<u>-</u>	<u>72,332</u>	<u>3,197,949</u>	<u>(25,100)</u>	<u>727,690</u>	<u>470,836</u>
Excess (deficiency) of revenue and other sources over expenditures and other uses	<u>63,529</u>	<u>-</u>	<u>79,648</u>	<u>334,699</u>	<u>(7,241,737)</u>	<u>(20,617)</u>	<u>(6,784,478)</u>	<u>(70,596)</u>
Fund equity (deficit), beginning of year	<u>6,411,429</u>	<u>-</u>	<u>224,425</u>	<u>521,982</u>	<u>(3,223,290)</u>	<u>130,822</u>	<u>4,065,368</u>	<u>4,135,964</u>
Fund equity (deficit), end of year	<u>\$ 6,474,958</u>	<u>\$ -</u>	<u>\$ 304,073</u>	<u>\$ 856,681</u>	<u>\$ (10,465,027)</u>	<u>\$ 110,205</u>	<u>\$ (2,719,110)</u>	<u>\$ 4,065,368</u>

SOUTHWESTERN CENTRAL SCHOOL DISTRICT
STATEMENT OF FIDUCIARY NET POSITION
AS OF JUNE 30, 2024

Schedule 5

Page 14

	2024 Custodial Funds	2023 Custodial Funds
Assets		
Cash	\$ 1,278	\$ 113,028
Due from other governments	196,355	23,021
Total assets	<u>\$ 197,633</u>	<u>\$ 136,049</u>
Liabilities		
Accounts payable	<u>\$ 196,355</u>	<u>\$ 134,147</u>
Net position		
Restricted for Chautauqua Consortium	<u>1,278</u>	<u>1,902</u>
Total net position	<u>1,278</u>	<u>1,902</u>
Total liabilities and net position	<u>\$ 197,633</u>	<u>\$ 136,049</u>

Preliminary

SOUTHWESTERN CENTRAL SCHOOL DISTRICT
STATEMENT OF CHANGES IN FIDUCIARY NET POSITION
FOR THE YEAR ENDED JUNE 30, 2024

Schedule 6

Page 15

	2024 Custodial Funds	2023 Custodial Funds
Additions		
Taxes collected for other governments (library levy)	\$ 204,000	\$ 204,000
Revenues from Chautauqua Consortium	440,449	326,846
	<hr/>	<hr/>
Total additions	644,449	530,846
	<hr/>	<hr/>
Deductions		
Payment of tax to other governments (library levy)	204,000	204,000
Expenses for Chautauqua Consortium	441,073	327,568
	<hr/>	<hr/>
Total deductions	645,073	531,568
	<hr/>	<hr/>
Change in net position	(624)	(722)
Net position - beginning of year	1,902	2,624
	<hr/>	<hr/>
Net position - end of year	\$ 1,278	\$ 1,902
	<hr/> <hr/>	<hr/> <hr/>

Preliminary

SOUTHWESTERN CENTRAL SCHOOL DISTRICT
RECONCILIATION OF GOVERNMENTAL FUNDS
BALANCE SHEET TO THE STATEMENT OF NET POSITION
AS OF JUNE 30, 2024

Total fund balances - governmental funds		\$ (2,719,110)
Amounts reported for governmental activities in the statement of net position are different because:		
Capital and right-to-use assets used in governmental activities are not financial resources and therefore are not reported as assets in governmental funds. Capital assets and right-to-use assets consist of the following at year-end:		
Cost of the assets	\$ 100,783,608	
Accumulated depreciation/amortization	<u>(33,982,121)</u>	66,801,487
Right-to-use assets used in governmental activities are not financial resources and therefore are not reported as assets in governmental funds.		1,523,509
The net difference in an advanced bond refunding between the acquisition price of the refunding bonds and the remaining principal of the refunded bonds is reported as a defeasement loss on the statement of net position and is amortized.		4,876
Net deferred outflows (inflows) of resources related to actuarial pension/OPEB differences are reported on the statement of net position and amortized over the average members' years of service. In the governmental funds, pension and OPEB expense is based on required contributions.		4,160,039
Interest on long-term liabilities is not accrued in governmental funds, but rather is recognized as an expenditure when due.		(623,000)
Long-term liabilities, including bonds payable, are not due and payable in the current period and therefore are not reported as liabilities in the funds. Long-term liabilities at year-end consist of the following:		
Bonds payable, net	(20,773,243)	
Net pension liabilities	(1,809,243)	
Other post-employment benefits	<u>(17,596,746)</u>	<u>(40,179,232)</u>
Total net position - governmental activities		<u>\$ 28,968,569</u>

	Total Governmental Funds	Long-term Asset & Outflow Transactions	Long-term Liability & Inflow Transactions	Reclassification and Eliminations	Statement of Net Position
Assets					
Cash	\$ 11,382,622	\$ -	\$ -	\$ (4,716,313)	\$ 6,666,309
Due from other funds	5,690,786	-	-	(5,690,786)	-
State and federal aid receivable	2,254,264	-	-	-	2,254,264
Accounts receivable	670,688	-	-	-	670,688
Inventories	7,416	-	-	-	7,416
Cash to be used for capital assets	-	-	-	4,716,313	4,716,313
Capital assets and right-to-use assets, net	-	68,324,996	-	-	68,324,996
Total assets	20,005,776	68,324,996	-	(5,690,786)	82,639,986
Deferred Outflows of Resources					
Deferred outflows related to long-term debt	-	4,876	-	-	4,876
Deferred outflows related to OPEB	-	1,390,789	-	-	1,390,789
Deferred outflows related to pensions	-	5,357,113	-	-	5,357,113
Total deferred outflows of resources	-	6,752,778	-	-	6,752,778
Total assets and deferred outflows of resources	\$ 20,005,776	\$ 75,077,774	\$ -	\$ (5,690,786)	\$ 89,392,764
Liabilities, Deferred Inflows of Resources and Fund Equity/Net Position					
Liabilities					
Accounts payable	\$ 2,269,934	\$ -	\$ -	\$ -	\$ 2,269,934
Accrued liabilities	349,391	-	-	-	349,391
Accrued interest	-	-	623,000	-	623,000
Due to other funds	5,690,786	-	-	(5,690,786)	-
Due to retirement systems	1,233,775	-	-	-	1,233,775
Bond anticipation notes payable	13,181,000	-	-	-	13,181,000
Bonds payable, net	-	-	20,773,243	-	20,773,243
Net pension liabilities	-	-	1,809,243	-	1,809,243
Other post-employment benefits	-	-	17,596,746	-	17,596,746
Total liabilities	22,724,886	-	40,802,232	(5,690,786)	57,836,332
Deferred Inflows of Resources					
Deferred inflows related to OPEB	-	-	1,679,400	-	1,679,400
Deferred inflows related to pensions	-	-	908,463	-	908,463
Total deferred inflows of resources	-	-	2,587,863	-	2,587,863
Fund equity and net position	(2,719,110)	75,077,774	(43,390,095)	-	28,968,569
Total liabilities, deferred inflows of resources and fund equity/net position	\$ 20,005,776	\$ 75,077,774	\$ -	\$ (5,690,786)	\$ 89,392,764

SOUTHWESTERN CENTRAL SCHOOL DISTRICT
RECONCILIATION OF GOVERNMENTAL FUNDS REVENUE, EXPENDITURES
AND CHANGES IN FUND EQUITY TO THE STATEMENT OF ACTIVITIES
FOR THE YEAR ENDED JUNE 30, 2024

Total net change in fund balances - governmental funds \$ (6,784,478)

Amounts reported for governmental activities in the statement of activities are different because:

Capital outlays are reported in governmental funds as expenditures. However, in the statement of activities, the cost of those assets is allocated over their estimated useful lives as depreciation and amortization expense. Activity for the current fiscal year ended was as follows:

Capital outlays	\$ 11,140,242	
Depreciation and amortization expense	<u>(3,228,393)</u>	7,911,849

Proceeds from the sale of assets are recorded as revenue in the governmental funds, whereas in the statement of activities a gain or loss is reported. (109,744)

Repayment of bonds, bond anticipation notes and energy performance contract principal is an expenditure in the governmental funds, but the repayment reduces long-term liabilities in the statement of net position. Also, debt issuance costs are expensed when incurred. 2,906,750

Bond anticipation notes redeemed from appropriations is recorded as revenue and other sources in the governmental funds, whereas the repayment reduces short-term liabilities in the statement of net position. (614,723)

District's proportionate share of actuarial calculated pension expense and net amortization of deferred amounts are recorded in the statement of activities, whereas in the governmental funds, pension expense is based on the District's contribution to pension plans. (949,088)

District's actuarial calculated OPEB expense and net amortization of deferred outflows and inflows are recorded in the statement of activities, whereas in the governmental funds, OPEB expense is based on the District's contributions to the OPEB plan. 1,590,482

Change in net position of governmental activities \$ 3,951,048

	Total Governmental Funds	Long-term Asset & Outflow Transactions	Long-term Liability & Inflow Transactions	Reclassification and Eliminations	Statement of Activities Totals
Revenue					
Real property taxes	\$ 14,275,738	\$ -	\$ -	\$ -	\$ 14,275,738
Charges for services	314,478	-	-	(314,478)	-
Use of money and property	667,242	-	-	-	667,242
Sale of property compensation for loss	5,713	(109,744)	-	-	(104,031)
Miscellaneous	526,535	-	-	112,967	639,502
State sources	18,530,081	-	-	(685,353)	17,844,728
Federal sources	2,487,999	-	-	(2,273,353)	214,646
Surplus food	32,021	-	-	(32,021)	-
Sales (school food service)	82,442	-	-	(82,442)	-
Total revenue	36,922,249	(109,744)	-	(3,274,680)	33,537,825
Expenditures					
General support	3,649,458	385,670	-	762,524	4,797,652
Instruction	17,721,430	1,710,283	(1,590,482)	3,794,920	21,636,151
Pupil transportation	1,592,314	133,858	-	506,983	2,233,155
Community services	38,853	-	-	-	38,853
Employee benefits	6,865,564	-	949,088	(7,814,652)	-
Debt service	3,867,364	(2,906,750)	-	-	960,614
Capital outlay	10,141,660	(10,141,660)	-	-	-
Cost of sales	503,256	-	-	(582,904)	(79,648)
Other expenses	54,518	-	-	(54,518)	-
Total expenditures	44,434,417	(10,818,599)	(641,394)	(3,387,647)	29,586,777
Excess (deficiency) of revenue over expenditures	(7,512,168)	10,708,855	641,394	112,967	3,951,048
Other sources and uses					
Premiums earned from financing	112,967	-	-	(112,967)	-
BANs redeemed from appropriations	614,723	-	(614,723)	-	-
Operating transfers in	2,781,156	-	-	(2,781,156)	-
Operating transfers out	(2,781,156)	-	-	2,781,156	-
Total other sources (uses)	727,690	-	(614,723)	(112,967)	-
Net change for year	\$ (6,784,478)	\$ 10,708,855	\$ 26,671	\$ -	\$ 3,951,048

**SOUTHWESTERN CENTRAL SCHOOL DISTRICT
NOTES TO FINANCIAL STATEMENTS
FOR THE YEAR ENDED JUNE 30, 2024**

Page 18

NOTE 1 - SUMMARY OF SIGNIFICANT ACCOUNTING POLICIES

I. Significant Accounting Policies

The accompanying financial statements of the **Southwestern Central School District** have been prepared in conformity with generally accepted accounting principles (GAAP) for governments as prescribed by the Governmental Accounting Standards Board (GASB) which is the standard setting body for establishing governmental accounting and financial reporting principles.

A. Reporting Entity

The financial statements include all funds and account groups of the School District as well as the component units and other organizational entities determined to be includable in the School District's financial reporting entity.

The decision to include a potential component unit in the School District's reporting entity is based on several criteria including legal standing, fiscal dependency, and financial accountability. Based on the application of these criteria, the following is a brief review of certain entities included in the School District's reporting entity:

1. The Extraclassroom Activity Funds

The extraclassroom activity funds of the **Southwestern Central School District** represents funds of the students of the School District. The Board of Education exercises general oversight of these funds and has adopted the guidance prescribed by the New York State Education Department for safeguarding, accounting and auditing of extraclassroom activity funds. As a result, these funds do not meet the criteria required to be reported as fiduciary funds and are reported in a governmental fund. The cash and investment balances are reported in the General Fund of the District. The audited financial statements (cash basis) of the extraclassroom activity funds are available in the District's offices.

B. Joint Venture

The **Southwestern Central School District** is one of 27 component school districts in the Erie 2 – Chautauqua-Cattaraugus Board of Cooperative Educational Services (BOCES). A BOCES is a voluntary, cooperative association of school districts in a geographic area that share planning, services, and programs which provide educational and support activities.

BOCES are organized under Section 1950 of the Education Law. A BOCES Board is considered a corporate body. All BOCES property is held by the BOCES Board as a corporation (Section 1950(6)).

NOTE 1 - SUMMARY OF SIGNIFICANT ACCOUNTING POLICIES (continued)

B. Joint Venture (continued)

In addition, BOCES Boards also are considered municipal corporations to permit them to contract with other municipalities on a cooperative basis under Section 119-n(a) of the General Municipal Law. A BOCES budget is comprised of separate budgets for administrative, program, and capital costs.

Each component school district's share of the administrative and capital cost is determined by resident public school district enrollment as defined in Education Law, Section 1950(4)(b)(7).

There is no authority or process by which a school district can terminate its status as a BOCES component. In addition, component school districts pay tuition or a service fee for programs in which its students participate. Members of a BOCES Board are nominated and elected by their component member boards in accordance with provisions of Section 1950 of the Education Law.

During the year, the District was billed approximately \$5,210,000 for BOCES administration, capital, and program costs. The District's share of BOCES aid and refunds amounted to approximately \$1,821,000 for the year ended June 30, 2024. Financial statements for the Erie 2 – Chautauqua-Cattaraugus BOCES are available at the BOCES administrative offices in Angola, New York

C. Basis of Presentation

1. District-wide Statements

The Statement of Net Position and the Statement of Activities present financial information about the District's governmental activities. These statements include the financial activities of the overall government in its entirety, except those that are fiduciary. Eliminations have been made to minimize double counting of internal transactions. Governmental activities generally are financed through taxes, state aid, intergovernmental revenues, and other exchange and non-exchange transactions. Operating grants include operating-specific and discretionary (either operating or capital) grants.

The Statement of Activities presents a comparison between direct expenses and program revenues for each function of the District's governmental activities. Direct expenses are those that are specifically associated with and are clearly identifiable to a particular function. Program revenues include charges paid by the recipients of goods or services offered by the programs, and grants

SOUTHWESTERN CENTRAL SCHOOL DISTRICT
NOTES TO FINANCIAL STATEMENTS
FOR THE YEAR ENDED JUNE 30, 2024

NOTE 1 - SUMMARY OF SIGNIFICANT ACCOUNTING POLICIES (continued)

C. Basis of Presentation (continued)

1. District-wide Statements (continued)

and contributions that are restricted to meeting the operational or capital requirements of a particular program. Revenues that are not classified as program revenues, including all taxes, are presented as general revenues.

2. Fund Financial Statements

The fund statements provide information about the District's funds, including fiduciary funds. Separate statements for each fund category (governmental and fiduciary) are presented. The emphasis of fund financial statements is on major governmental funds, each displayed in a separate column.

The District reports the following major governmental funds:

General - is the general operating fund and is used to account for all financial transactions except those required to be accounted for in another fund.

Special Aid - is used to account for the proceeds of specific revenue sources such as Federal and State grants that are legally restricted to expenditures for specified purposes, whose funds are restricted as to use. These legal restrictions may be imposed by either governments that provide the funds or outside parties.

Food Service - is used to account for all revenue and expenditures pertaining to the cafeteria operations.

Capital Projects - is used to account for the financial resources used for acquisition, construction, or major repair of capital facilities.

Debt Service - is used to account for the accumulation of resources and the payment of general long-term debt principal and interest.

Miscellaneous Special Revenue - is used to account for and report those revenues that are restricted and committed to expenditures for specified purposes.

Fiduciary Fund Types - Fiduciary activities are those in which the District acts as trustee or agent for resources that belong to others. These activities are not included in the District-wide financial statements, because their resources do not belong to the District, and are not available to be used. Custodial funds are held by the District as an agent for in nature and generally accrual basis of accounting. This includes activities reported for taxes collected on behalf of other governments as well as receipts and disbursements for the Chautauqua Consortium.

NOTE 1 - SUMMARY OF SIGNIFICANT ACCOUNTING POLICIES (continued)

D. Measurement Focus and Basis of Accounting

The District-wide and fiduciary fund financial statements are reported using the economic resources measurement focus and the accrual basis of accounting. Revenues are recorded when earned and expenses are recorded at the time liabilities are incurred, regardless of when the related cash transaction takes place. Non-exchange transactions, in which the District gives or receives value without directly receiving or giving equal value in exchange, include property taxes, grants and donations. On an accrual basis, revenue from property taxes is recognized in the fiscal year for which the taxes are levied. Revenue from grants and donations is recognized in the fiscal year in which all eligibility requirements have been satisfied.

The governmental fund statements are reported using the current financial resources measurement focus and the modified accrual basis of accounting. Under this method, revenues are recognized when measurable and available. The District considers all revenues reported in the governmental funds to be available if the revenues are collected within the current period or soon enough thereafter to be used to pay liabilities of the current period, except for real property taxes, which are considered to be available if they are collected within 60 days after the end of the fiscal year.

Expenditures are recorded when the related fund liability is incurred, except for principal and interest on general long-term debt, claims and judgments, and compensated absences, which are recognized as expenditures to the extent they have matured. General capital and right-to-use asset acquisitions are reported as expenditures in governmental funds. Proceeds of general long-term debt and acquisitions under leases are reported as other financing sources.

E. Cash and Cash Equivalents

For financial statement purposes, all highly liquid investments of three months or less are considered as cash equivalents. New York State law governs the District's investment policies. Resources must be deposited in FDIC-insured commercial banks or trust companies located within the State. Permissible investments include obligations of the United States Treasury, United States Agencies, repurchase agreements and obligations of New York State or its localities. Collateral is required for demand and time deposits and certificates of deposit not covered by FDIC insurance.

**SOUTHWESTERN CENTRAL SCHOOL DISTRICT
 NOTES TO FINANCIAL STATEMENTS
 FOR THE YEAR ENDED JUNE 30, 2024**

NOTE 1 - SUMMARY OF SIGNIFICANT ACCOUNTING POLICIES (continued)

F. Investments

Investments are stated at the lower of cost or current market value.

G. Accounts Receivable

Accounts receivable are shown gross, with uncollectible amounts recognized under the direct write-off method. No allowance for uncollectible accounts have been provided since it is believed that such allowances would not be material.

H. Inventory

Inventories of food in the School Food Service Fund are recorded at cost on a first-in, first-out basis or in the case of surplus food, at stated value which approximates market. Purchases of inventoriable items in other funds are recorded as expenditures at the time of purchase.

I. Due To/From Other Funds

The amounts reported on the Statement of Net Position for due to and from other funds represents amounts due between different fund types (governmental activities, and fiduciary funds). Eliminations have been made for amounts due to and due from within the same fund type. A detailed description of the individual fund balances at year-end is provided subsequently in these notes.

J. Interfund Transfers

The operations of the School District give rise to certain transactions between funds, including transfers to provide services and construct assets.

K. Capital Assets

Capital assets are reported at actual cost. Donated assets are reported at estimated fair market value at the time received. During the prior year, the District had a full independent appraisal of its fixed assets and as a result restated its fixed assets to reflect estimated historical cost and accumulated depreciation as determined by the appraisal group.

Capitalization thresholds (the dollar value above which asset acquisitions are added to the capital asset accounts), depreciation methods, and estimated useful lives of capital assets reported in the District-wide statements as follows:

	Capitalization Threshold	Method	Estimated Useful Life
Buildings	\$ 5,000	Straight-line	40 years
Site improvements	5,000	Straight-line	20 years
Furniture and equipment	5,000	Straight-line	10-15 years
Transportation Vehicles	5,000	Straight-line	5-8 years

NOTE 1 - SUMMARY OF SIGNIFICANT ACCOUNTING POLICIES (continued)

L. Deferred Outflows and Inflows of Resources

In addition to assets, the Statement of Net Position will sometimes report a separate section for deferred outflows of resources. This separate financial statement element, deferred outflows of resources, represents a consumption of net position that applies to a future period and so will not be recognized as an outflow of resources (expense/expenditure) until then. The government typically has several items that qualify for reporting in this category and is related to pensions and long-term debt reported in the district-wide Statement of Net Position. This represents the effect of the net change in the District's proportion of the collective net pension asset or liability and difference during the measurement period between the District's contributions and its proportion share of total contributions to the pension systems not included in pension expense. Also, the District contributions to the pension (TRS and ERS Systems) and OPEB systems subsequent to the measurement date qualifies as a deferred outflows or resources. Additionally, the District reports actuarial differences related to OPEB which are deferred and amortized as a deferred outflow. Finally, the net difference in an advanced bond refunding between the acquisition price of the refunding bonds and the remaining principal of the refunded bonds is reported as a deferred outflow on the statement of net position and is amortized.

In addition to liabilities, the statement of net position will sometimes report a separate section for deferred inflows of resources. This separate financial statement element, deferred inflows of resources, represents an acquisition of net position that applies to a future period(s) and so will not be recognized as an inflow of resources (revenue) until that time. The District has two items that qualify for reporting in this category and is related to pensions in the district-wide Statement of Net Position. This represents the effect of the net change in the District's proportion of the collective net pension liability (ERS and TRS Systems) and difference during the measurement periods between the District's contributions and its proportion share of total contributions to the pension systems not included in pension expense. The second item is related to OPEB reported in the district-wide Statement of Net Position. This represents actuarial differences which are deferred and amortized.

SOUTHWESTERN CENTRAL SCHOOL DISTRICT
NOTES TO FINANCIAL STATEMENTS
FOR THE YEAR ENDED JUNE 30, 2024

Page 21

NOTE 1 - SUMMARY OF SIGNIFICANT ACCOUNTING POLICIES (continued)

M. Compensated Absences

Sick leave – the District’s employee groups received a negotiated number of sick days which are earned on an annual basis. These sick days may be accumulated to a maximum of 200 days under the professionals and support staff contracts and 225 days for the administrators. Administrators and teachers hired after October 1, 2014 can convert unused sick leave towards the purchase of health insurance. Teachers hired after October 1, 2014 must meet a minimum of 10 years of service requirement and give notification by January 1st of the active school year prior to retirement.

N. Estimates

Management uses estimates and assumptions in preparing financial statements. Those estimates and assumptions affect the reported amounts of assets and liabilities, the disclosure of contingent assets and liabilities and the reported revenues and expenses.

O. Unearned Revenue

Unearned revenue is reported on the District’s combined balance sheet. Unearned revenue arises when potential revenue does not meet both the measurable and available criteria for recognition in the current period. Unearned revenue also arises when resources are received by the District before it has a legal claim to them, as when grant monies are received prior to the incurrence of qualifying expenditures. In subsequent periods, when both recognition criteria are met, or when the District has legal claim to the resources, the liability for unearned revenue is removed and revenue is recognized.

P. Post-Employment Benefits

In addition to the retirement benefits described elsewhere in the notes to the financial statements, the District provides post-employment health insurance coverage to certain retired employees and their survivors in accordance with the provisions of the employment contracts negotiated between the School District and its employee groups.

Professional staff may become eligible for these benefits if they are eligible to retire pursuant to the New York State Teacher’s Retirement System. Support staff, hired before July 1, 2006, may become eligible for these benefits if they are employed with the District for 8 years prior to retirement. The agreements give such employee groups the following options:

1. Option A: For professional staff hired before October 1, 2014, the District will pay 50% of the premium for single plans and 40% for family plans for a maximum of 20-25 years (based on retirement date). For support staff, the District will pay 55% of the premium for both single and family plans for life.

NOTE 1 - SUMMARY OF SIGNIFICANT ACCOUNTING POLICIES (continued)

P. Post-Employment Benefits (continued)

2. Option B: Provided the District receives notice of the intent to retire and if the professional retires during the initial year he or she is eligible to retire, the District will pay (based on retirement date) between 85%-100% of the premium for single and 2 person PPO or POS, or 85%-95% of family traditional, PPO or POS health insurance plans, until the retiree reaches the age of 65 years old.
3. Option C: Provided 10 years of service with the District the employee can convert accumulated unused sick leave up to a maximum of 225 days at a rate of \$200 per day.

Employees hired after October 1, 2014 are only eligible for option C above. Also, certain administrators have also negotiated provisions of post-employment benefits into their contract.

Q. Fund Equity

1. Governmental Funds

The Governmental Accounting Standards Board (GASB) has issued Statement No. 54, *Fund Balance Reporting and Governmental Fund Type Definitions* (GASB 54). This Statement defines the different types of fund balances that a governmental entity must use for financial reporting purposes.

GASB 54 requires the fund balance amounts to be reported within one of the fund balance categories listed below:

A. Nonspendable

Fund balance associated with assets that are inherently nonspendable in the current period because of their form or because they must be maintained intact, including inventories, prepaids, long-term loans and notes receivable, and property held for relate (unless the proceeds are restricted, committed, or assigned). Nonspendable Fund Balance includes the following category:

1. Inventory Reserve

This reserve is used to limit the investment in inventory and to restrict that portion of fund balance which is unavailable for appropriation. This reserve is accounted for in the School Food Service Fund.

B. Restricted

Fund balance amounts that can be spent only for specific purposes stipulated by constitutional, external resource providers including creditors, grantors, contributors, etc., or through enabling legislation. Restricted Fund Balance includes the following categories:

**SOUTHWESTERN CENTRAL SCHOOL DISTRICT
NOTES TO FINANCIAL STATEMENTS
FOR THE YEAR ENDED JUNE 30, 2024**

NOTE 1 - SUMMARY OF SIGNIFICANT ACCOUNTING POLICIES (continued)

Q. Fund Equity (continued)

1. Governmental Funds (continued)

B. Restricted (continued)

1. Capital Reserve

This reserve is used to accumulate funds to finance all or a portion of future capital projects for which bonds may be issued. Voter authorization is required for both the establishment of the reserves and payments from the reserves. This reserve is accounted for in the General Fund.

2. Reserve for Retirement Contributions and TRS subfund

These reserves are used to accumulate funds for employee retirement system and the TRS system contributions. These reserves may be established by a majority vote of the Board of Education and are accounted for in the General Fund.

3. Unemployment Reserve

Unemployment Insurance Reserve is used to pay the cost of reimbursement to the State Unemployment Fund for payments made to claimants where the employer has elected to use the benefit reimbursement method. The reserve may be established by Board action and is funded by budgetary appropriations and such other funds as may be legally appropriated. Within sixty days after the end of any fiscal year, excess amounts may be either transferred to another reserve or the excess applied to the appropriations of the next succeeding fiscal year's budget. If the District elects to convert to tax basis, excess resources in the fund over the sum sufficient to pay pending claims may be transferred to any other reserve fund. This reserve is accounted for in the General Fund.

4. Tax Certiorari Reserve

Tax Certiorari Reserve is used to establish a reserve fund for tax certiorari and to expend from the fund without voter approval. The monies held in the reserve shall not exceed the amounts which might reasonably be deemed necessary to meet anticipated judgments and claims arising out of tax certiorari proceedings. Any resources deposited to the reserve which are not expended for tax certiorari proceeding in the year such monies are deposited must be returned to the General Fund on or before the first day of the fourth fiscal year after deposit of these monies. This reserve is accounted for in the General Fund.

5. Reserve for Debt Service

This reserve is used to account for proceeds from the sale of property that was financed by obligations still outstanding, interest and earnings

NOTE 1 - SUMMARY OF SIGNIFICANT ACCOUNTING POLICIES (continued)

Q. Fund Equity (continued)

1. Governmental Funds (continued)

B. Restricted (continued)

5. Reserve for Debt Service (continued)

on outstanding obligations, and remaining bond proceeds not to be utilized for the intended purpose. These monies must be used to pay the debt service of the obligations from which they originated. Their reserve is accounted for in the Debt Service Fund.

6. Reserve for Employee Benefit Accrued Liability

The purpose of this reserve is for the payment of any accrued employee benefit due an employee upon termination of the employee's service. This reserve fund may be established by a majority vote of the Board of Education and is funded by budgetary appropriations and such other reserves and funds that may be legally appropriated. This reserve is accounted for in the General Fund.

7. Scholarships and Foundation Endowment Reserve

This reserve is used to account for endowments, scholarships and other funds held by the School District. These monies and earnings must be used for the specific purpose of the original contribution. This reserve is accounted for in the Miscellaneous Special Revenue Fund.

C. Committed

Fund balance amounts that can be used only for specific purposes determined by a formal action of the District's Board of Education, which is the District's highest level of decision-making authority. The District reports the fund balance of the extraclassroom activities as committed fund balance.

D. Assigned

Fund balance intended to be used by the District for specific purposes but does not meet the criteria to be restricted or committed. Along with the District's Board of Education, the Business Manager and Treasurer has been authorized to assign fund balance amounts for specific purposes through the establishment of an encumbrance.

**SOUTHWESTERN CENTRAL SCHOOL DISTRICT
NOTES TO FINANCIAL STATEMENTS
FOR THE YEAR ENDED JUNE 30, 2024**

NOTE 1 - SUMMARY OF SIGNIFICANT ACCOUNTING POLICIES (continued)

Q. Fund Equity (continued)

1. Governmental Funds (continued)

D. Assigned (continued)

1. Encumbrance Accounting

Encumbrance accounting, under which purchase orders, contracts, and other commitments of the expenditure of monies are recorded in order to reserve that portion of the applicable appropriation, is used in the General Fund, Special Revenue Funds, and Capital Projects Fund. If resources have already been restricted or committed for encumbrances, the encumbered amounts will be included with restricted or committed resources. If resources have not already been restricted or committed, amounts encumbered are considered assigned for the purpose of the expected expenditure. Reserve for encumbrances totaled \$405,727 as of June 30, 2024.

2. Appropriated Fund Equity

General Fund - The amount of \$550,000 has been designated as the amount estimated to be appropriated to reduce taxes for the year ending June 30, 2025 as allowed by Section 1318 of the Real Property Tax Law.

E. Unassigned

The residual classification of the general fund and includes all spendable amounts not contained in the other classifications.

2. Government-wide financial statements

A. Net Investment in Capital Assets and Right-to-use Assets

This designation of net position is used to accumulate the capital and right-to-use asset balance in the statement of net position less accumulated depreciation/amortization and outstanding balances of any bonds, mortgages, notes, or other borrowings that are attributable to the acquisition, construction, or improvement of those assets.

B. Restricted

This category represents amounts that can be spent only for specific purposes stipulated by constitutional, external resource providers including creditors, grantors, contributors, etc., or through enabling legislation.

C. Unrestricted

This category represents net position of the District not restricted for any other purpose.

NOTE 1 - SUMMARY OF SIGNIFICANT ACCOUNTING POLICIES (continued)

Q. Fund Equity (continued)

3. Order of Fund Balance Spending Policy

When more than one classification of fund balance of the District are eligible to be utilized for an expenditure of the District, the order in which the fund balance classifications will be utilized will be as follows:

- a. Restricted fund balance includes amounts that can be spent only for the specific purposes stipulated by constitution, external resource providers, or through enabling legislation;
- b. Committed fund balance for which action has been taken by the Board of Education, a designated school official, or by the voters of the District, specifically designating funds to the expenditure;
- c. Assigned fund balance created specifically for the expenditure (encumbered fund balance);
- d. Assigned fund balance within funds other than the General Fund of the District to which the expenditure relates;
- e. Unassigned fund balance.

R. Budgetary Procedures and Budgetary Accounting

1. Budget Policies

The budget policies are as follows:

- a) The School District administration prepares a proposed budget for approval by the Board of Education for the General Fund and the School Food Service Fund.
- b) The proposed appropriations budget is approved by the voters within the District.
- c) Appropriations are adopted at the program level.
- d) Appropriations established by adoption of the budget constitute a limitation on expenditures and encumbrances which may be incurred. Appropriations lapse at the fiscal year end. Supplemental appropriations may occur subject to legal restrictions, if the Board approves them because of a need which exists which was not determined at the time the budget was adopted. The District had supplemental appropriations related to tax settlement payments (\$40,635) and voter approved transfer to capital project fund (\$2,000,000) during the fiscal year ended June 30, 2024.

**SOUTHWESTERN CENTRAL SCHOOL DISTRICT
NOTES TO FINANCIAL STATEMENTS
FOR THE YEAR ENDED JUNE 30, 2024**

Page 24

NOTE 1 - SUMMARY OF SIGNIFICANT ACCOUNTING POLICIES (continued)

R. Budgetary Procedures and Budgetary Accounting (continued)

2. Budget Basis for Accounting

Budgets are adopted annually on a basis consistent with the fund financial statements and the modified accrual basis of accounting. Appropriations authorized for the current year are increased by the amount of encumbrances carried forward from the prior year.

The budget and actual comparison for Special Revenue Funds, reflects budgeted and actual amounts for funds with legally authorized (appropriated) budgets.

Budgetary controls for the special revenue (other than School Food Service Fund) and capital funds are established in accordance with the applicable grant agreement or authorized project limit which may cover a period other than the District's fiscal year. Consequently, the budgets for such funds have been excluded from the combined schedule of revenue, expenditures and changes in fund equity - budget and actual.

S. Property Taxes

1. Calendar

Real property taxes are levied annually by the Board of Education no later than September 1 and become a lien on October 31.

2. Enforcement

Uncollected real property taxes are subsequently enforced by Chautauqua County, in which the School District is located. An amount representing uncollected real property taxes transmitted to the County for enforcement is paid by the County to the School District no later than the forthcoming April 1.

NOTE 2 - EXPLANATION OF CERTAIN DIFFERENCES BETWEEN GOVERNMENTAL FUND STATEMENTS AND DISTRICT-WIDE STATEMENTS

Due to the differences in the measurement focus and basis of accounting used in the governmental fund statements and the District-wide statements, certain financial transactions are treated differently. The basic financial statements contain a full reconciliation of these items. The differences result primarily from the economic focus of the Statement of Activities, compared with the current financial resources focus of the governmental funds.

A. Total Fund Balances of Governmental Funds vs. Net Position of Governmental Activities

Total fund equity of the District's governmental funds differs from "net position" of governmental activities reported in the Statement of Net Position. This difference primarily results from the additional long-term economic focus of the Statement of Net Position versus the solely current financial resources focus of the governmental fund Balance Sheets.

B. Statement of Revenues, Expenditures and Changes in Fund Balance vs. Statement of Activities

Differences between the governmental funds Statement of Revenues, Expenditures and Changes in Fund Balance and the Statement of Activities fall into one of five broad categories. The amounts shown below represent:

1. Long-term Revenue Differences

Long-term revenue differences arise because governmental funds report revenues only when they are considered "available", whereas the Statement of Activities reports revenues when earned. Differences in long-term expenses arise because governmental funds report on a modified accrual basis, whereas the accrual basis of accounting is used on the Statement of Activities.

2. Capital Related Differences

Capital related differences include the difference between proceeds for the sale of capital assets and right-to-use assets reported on governmental fund statements and the gain or loss on the sale of assets as reported on the Statement of Activities, and the difference between recording an expenditure for the purchase of capital items in the governmental fund statements and depreciation and amortization expense on those items as recorded in the Statement of Activities.

**SOUTHWESTERN CENTRAL SCHOOL DISTRICT
NOTES TO FINANCIAL STATEMENTS
FOR THE YEAR ENDED JUNE 30, 2024**

NOTE 2 - EXPLANATION OF CERTAIN DIFFERENCES BETWEEN GOVERNMENTAL FUND STATEMENTS AND DISTRICT-WIDE STATEMENTS (continued)

B. Statement of Revenues, Expenditures and Changes in Fund Balance vs. Statement of Activities (continued)

3. Long-term Debt Transaction Differences

Long-term debt transaction differences occur because both interest and principal payments are recorded as expenditures in the governmental fund statements, whereas interest payments are recorded in the Statement of Activities as incurred, and principal payments are recorded as a reduction of liabilities in the Statement of Net Position.

4. Pension Differences

Pension differences occur as a result of changes in the District's proportion of the collective net pension asset/liability and differences between the District's contributions and its proportionate share of the total contributions to the pension systems.

5. OPEB Differences

OPEB differences occur as a result of changes in the District's total OPEB liability and differences between the District's contributions and OPEB expense.

NOTE 3 - DETAIL NOTES ON ALL FUNDS

I. Cash

The *Southwestern Central School District's* investment policies are governed by State statutes. School District monies must be deposited in FDIC-insured commercial banks or trust companies located within the State. The District treasurer is authorized to use demand accounts and certificates of deposits. Permissible investments include obligations of the U.S. Treasury and U.S. Agencies, repurchase agreements, and obligations of New York State or its localities.

Collateral is required for demand and time deposits and certificates of deposit not covered by Federal Deposit Insurance. Obligations that may be pledged as collateral are obligations of the United States and its agencies and obligations of the state and its municipalities and School Districts.

NOTE 3 - DETAIL NOTES ON ALL FUNDS (continued)

I. Cash (continued)

Deposits are valued at cost or cost plus interest and are categorized as either:

- (1) Insured through the Federal Deposit Insurance Corporation, collateralized with securities held by the entity or by its agent in the entity's name;
- (2) Collateralized with securities held by the pledging financial institution's trust department or agency in the entity's name; or
- (3) Uncollateralized

Total financial institution (bank) balances at June 30, 2024 per the bank were approximately \$11,511,000. Deposits are categorized as follows:

Category 1	Category 2	Category 3	Value
\$ 318,000	\$ 11,193,000	\$ -	\$11,511,000

Custodial credit risk is the risk that in the event of a bank failure the District's deposits may not be returned to it. While the District does not have a specific policy with regards to custodial credit risk, New York State statutes govern the District's investment policies. At June 30, 2024, the District's bank deposits were fully collateralized.

II. Interfund Transactions

Interfund balances as of June 30, 2024 are as follows:

	Interfund Receivable	Interfund Payable
General Fund	\$ 693,377	\$ 297,954
Food Service Fund	296,021	-
Special Aid Fund	1,720	640,290
Debt Service Fund	1,889	4,603,603
Capital Fund	4,697,779	148,939
Total	\$ 5,690,786	\$ 5,690,786

Interfund transactions for the year ended June 30, 2024 are as follows:

	Interfund Revenue	Interfund Expenditures
General Fund	\$ 197,930	\$ 2,100,000
Food Service Fund	-	-
Special Aid Fund	-	615,421
Debt Service Fund	-	40,635
Capital Projects Fund	2,583,226	-
Miscellaneous Special Revenue Fund	-	25,100
Total	\$ 2,781,156	\$ 2,781,156

SOUTHWESTERN CENTRAL SCHOOL DISTRICT
NOTES TO FINANCIAL STATEMENTS
FOR THE YEAR ENDED JUNE 30, 2024

NOTE 3 - DETAIL NOTES ON ALL FUNDS (continued)

II. Interfund Transactions (continued)

The District transferred \$25,100 from the miscellaneous special revenue fund to the general fund which represents the local share of a previous District capital project, utilized to offset related debt service costs. The District transferred \$2,100,000 from the general fund to the capital project fund for a capital outlay project (\$100,000) and a capital improvement project (\$2,000,000). The District transferred \$40,635 from the debt service fund to the general fund to offset current year principal and interest payments. Also, the District transferred \$483,226 from the special aid fund to the capital project fund for a grant funded capital project. Finally, the District transferred \$132,195 from the special aid fund to the general fund for prior year expenditures.

III. Receivables

Receivables at June 30, 2024 consisted of the following, which are stated at gross value. District management has deemed the amounts to be fully collectible.

Fund	Description	Amount
Food Service	Accounts receivable	\$ 5
Food Service	State and Federal Aid	40,870
Special Aid	State and Federal Aid	614,143
Special Aid	Accounts receivable	46,959
General	Accounts receivable	623,724
General	State and Federal Aid	1,341,205
Capital	State and Federal Aid	258,046
		<u>\$ 2,924,952</u>

IV. Capital Assets and Right-to-use Assets

A. Right-to-Use Asset

The District reported right-to-use assets net of amortization as of June 30, 2024 and 2023 in the amount of \$1,523,509 and \$1,320,775, respectively. More information related to the right-to-use assets is disclosed in Note 9.

B. Capital and Right-to-Use Asset Additions

Additions totaling approximately \$11,140,000 during the current year related to Phase VII, smart bond, transportation vehicles, technology purchases, and other miscellaneous equipment.

NOTE 3 - DETAIL NOTES ON ALL FUNDS (continued)

IV. Capital Assets and Right-to-use Assets (continued)

C. Capital Assets

Capital asset balances and activity for the year ended June 30, 2024 were as follows:

	Beginning Balance 06/30/23	Change	Ending Balance 06/30/24
Governmental activities:			
Capital assets that are not depreciated:			
Land	\$ 2,265,450	\$ -	\$ 2,265,450
Construction-in-Progress	1,686,279	10,000,539	11,686,818
Subtotal	3,951,729	10,000,539	13,952,268
Capital assets that are depreciated:			
Buildings and improvements	81,423,010	100,000	81,523,010
Furniture and equipment	5,185,311	123,019	5,308,330
Total historical cost	90,560,050	\$ 10,223,558	100,783,608
Less accumulated depreciation:			
Buildings and improvements	29,498,496	\$ 2,356,803	31,855,299
Furniture and equipment	1,847,135	279,687	2,126,822
Total accumulated depreciation	31,345,631	\$ 2,636,490	33,982,121
Total net book value	\$ 59,214,419		\$ 66,801,487

Depreciation/amortization expense was charged to governmental functions as follows:

General support	\$ 429,734
Instruction	2,366,775
Pupil transportation	431,884
	<u>\$ 3,228,393</u>

**SOUTHWESTERN CENTRAL SCHOOL DISTRICT
NOTES TO FINANCIAL STATEMENTS
FOR THE YEAR ENDED JUNE 30, 2024**

NOTE 3 - DETAIL NOTES ON ALL FUNDS (continued)

V. Liabilities

A. Pension Plans

1. Plan Descriptions and Benefits Provided

a. Teachers' Retirement System (TRS)

The District participates in the New York State Teachers' Retirement System (TRS). This is a cost-sharing multiple-employer retirement system. The System provides retirement benefits as well as, death and disability benefits to plan members and beneficiaries as authorized by the Education Law and the Retirement and Social Security Law of the State of New York. The System is governed by a 10 member Board of Trustees. System benefits are established under New York State Law. Membership is mandatory and automatic for all full-time teachers, teaching assistants, guidance counselors and administrators employed in New York Public Schools and BOCES who elected to participate in TRS. Once a public employer elects to participate in the System, the election is irrevocable. The New York State Constitution provides that pension membership is a contractual relationship and plan benefits cannot be diminished or impaired. Benefits can be changed for future members only by enactment of a State statute. Additional information regarding the System, may be obtained by writing to the New York State Teachers' Retirement System, 10 Corporate Woods Drive, Albany, NY 12211-2395 or by referring to the NYSSTR Comprehensive Annual Financial report which can be found on the System's website at www.nystrs.org.

b. Employees' Retirement System (ERS)

The District participates in the New York State and Local Employees' Retirement System (ERS). This is a cost-sharing multiple-employer retirement system. The System provides retirement benefits as well as death and disability benefits. The net position of the System is held in the New York State Common Retirement Fund (the Fund), which was established to hold all net assets and record changes in plan net position allocated to the System. The Comptroller of the State of New York serves as the trustee of the Fund and is the administrative head of the System. System benefits are established under the provisions of the New York State Retirement and Social Security Law (RSSL). Once a public employer elects to participate in the System, the election is irrevocable. The New York State Constitution provides that pension membership is a contractual relationship and plan benefits cannot be diminished or impaired. Benefits can be changed for future members only by enactment of a State statute. The District also participates in the Public Employees' Group Life Insurance Plan (GLIP), which provides death benefits in the form of life insurance. The System is included in the State's financial report as a pension trust fund.

NOTE 3 - DETAIL NOTES ON ALL FUNDS (continued)

V. Liabilities (continued)

A. Pension Plans (continued)

1. Plan Descriptions and Benefits Provided (continued)

b. Employees' Retirement System (ERS) (continued)

That report, including information with regard to benefits provided, may be found at www.osc.state.ny.us/retire/publications/index.php or obtained by writing to the New York State and Local Retirement System, 110 State Street, Albany, NY 12244.

2. Contributions

The Systems are noncontributory except for employees who joined after July 27, 1976, who contribute 3 percent of their salary for the first ten years of membership, and employees who joined on or after January 1, 2010 who generally contribute 3.0 to 3.5 percent of their salary for their entire length of service. In addition, employee contribution rates under ERS tier VI vary based on a sliding salary scale. For ERS, the Comptroller annually certifies the actuarially determined rates expressly used in computing the employers' contributions based on salaries paid during the Systems' fiscal year ending March 31. For TRS, contribution rates are established annually by the New York State Teachers' Retirement Board pursuant to Article 11 of the Education law.

Contributions (payments) for the current year and two preceding years were equal to 100 percent of the contributions required, and were as follows:

	ERS	TRS
2024	\$ 349,000	\$ 1,043,000
2023	\$ 271,000	\$ 1,011,000
2022	\$ 345,000	\$ 934,000

ERS has provided additional disclosures through entities that elected to participate in Chapter 260, 57, and 105.

SOUTHWESTERN CENTRAL SCHOOL DISTRICT
NOTES TO FINANCIAL STATEMENTS
FOR THE YEAR ENDED JUNE 30, 2024

NOTE 3 - DETAIL NOTES ON ALL FUNDS (continued)

V. Liabilities (continued)

A. Pension Plans (continued)

3. Pension Asset (Liability), Pension Expense, and Deferred Outflows of Resources and Deferred Inflows of Resources Related to Pensions

At June 30, 2024, the District reported the following asset (liability) for its proportionate share of the net pension asset (liability) for each of the Systems. The net pension asset (liability) was measured as of March 31, 2024 for ERS and June 30, 2023 for TRS. The total pension asset (liability) used to calculate the net pension asset (liability) was determined by an actuarial valuation. The District's proportion of the net pension asset (liability) was based on a projection of the District's long-term share of contributions to the Systems relative to the projected contributions of all participating members, actuarially determined. This information was provided by the ERS and TRS Systems in reports provided to the District.

Measurement date	ERS		TRS	
	3/31/2024		6/30/2023	
Net pension asset (liability)	\$	(1,200,601)	\$	(608,642)
District's portion of the Plan's total net pension liability		.0081540%		.053222%

For the year ended June 30, 2024, the District's recognized pension expense of \$585,723 for ERS and \$1,769,945 for TRS. At June 30, 2024 the District's reported deferred outflows of resources and deferred inflows of resources related to pensions from the following sources:

	Deferred Outflows of Resources		Deferred Inflows of Resources	
	ERS	TRS	ERS	TRS
Differences between expected and actual experience	\$ 386,713	\$ 1,475,794	\$ 32,737	\$ 3,647
Changes of assumptions	453,920	1,310,388	-	285,592
Net difference between projected and actual earnings on pension plan investments	-	311,126	586,487	-
Changes in proportion and differences between the Districts contributions and proportionate share of contributions	164,192	98,213	-	-
District's contributions subsequent to the measurement date	114,209	1,042,558	-	-
Total	\$ 1,119,034	\$ 4,238,079	\$ 619,224	\$ 289,239

SOUTHWESTERN CENTRAL SCHOOL DISTRICT
NOTES TO FINANCIAL STATEMENTS
FOR THE YEAR ENDED JUNE 30, 2024

NOTE 3 - DETAIL NOTES ON ALL FUNDS (continued)

V. Liabilities (continued)

A. Pension Plans (continued)

3. Pension Asset (Liability), Pension Expense, and Deferred Outflows of Resources and Deferred Inflows of Resources Related to Pensions (continued)

District contributions subsequent to the measurement date which will be recognized as a reduction of the net pension asset (liability) in the year ending June 30, 2025. Other amounts reported as deferred outflows of resources and deferred inflows of resources related to pensions will be recognized in pension expense as follows:

Year ending:	ERS	TRS
2025	\$ (159,511)	\$ 278,297
2026	274,440	(290,281)
2027	381,383	2,468,307
2028	(110,711)	201,398
2029	-	154,432
Thereafter	-	94,129

4. Actuarial Assumptions

The total pension asset/(liability) as of the measurement date was determined by using an actuarial valuation as noted in the table below, with update procedures used to roll forward the total pension asset/(liability) to the measurement date. The actuarial valuations used the following actuarial assumptions:

Significant actuarial assumptions used in the valuations were as follows:

	ERS	TRS
Measurement date	3/31/24	6/30/23
Actuarial valuation date	4/1/23	6/30/22
Interest rate	5.9%	6.95%
Salary scale	4.4% average 4/1/15 – 3/31/20	1.95% - 5.18% 7/1/15 – 6/30/20
	System's	System's
Decrement tables	Experience	Experience
Inflation rate	2.9%	2.4%

NOTE 3 - DETAIL NOTES ON ALL FUNDS (continued)

V. Liabilities (continued)

A. Pension Plans (continued)

4. Actuarial Assumptions (continued)

For ERS, annuitant mortality rates are based on April 1, 2015 – March 31, 2020 System's experience with adjustments for mortality improvements based on MP-2021. For TRS, annuitant mortality rates are based on member experience, with adjustments for mortality improvements based on Society of Actuaries Scale MP2021, applied on a generational basis. Active members' mortality rates are based on plan members' experience.

For ERS, the actuarial assumptions used in the April 1, 2023 valuation are based on the results of an actuarial experience study for the period April 1, 2015 – March 31, 2021. For TRS, the actuarial assumptions used in the June 30, 2022 valuation are based on the results of an actuarial experience study for the period July 1, 2015 – June 30, 2020.

The long-term rate of return on pension plan investments was determined using a building block method in which best estimate ranges of expected future real rates of return (expected returns net of investment expense and inflation) are developed for each major asset class. These ranges are combined to produce the long term expected rate of return by weighting the expected future real rates of return by each the target asset allocation percentage and by adding expected inflation. Best estimates of the arithmetic real rates of return for each major asset class included in the target asset allocation are summarized below:

Measurement date	ERS 3/31/24	Expected Rate of Return	TRS 6/30/23	Expected Rate of Return
Asset Type:				
Domestic equity	32%	4.00%	33%	6.8%
International equity	15%	6.65%	15%	7.6%
Global equity	-%	-%	4%	7.2%
Private equity	10%	7.25%	9%	10.1%
Real Estate	9%	4.60%	11%	6.3%
Opportunistic/ARS portfolio	3%	5.25%	-%	-%
Credit	4%	5.40%	-%	-%
Real assets	3%	5.79%	-%	-%
Domestic fixed income	-%	-%	16%	2.2%
Global Bonds	-%	-%	2%	1.6%
Real estate debt	-%	-%	6%	3.2%
Private debt	-%	-%	2%	6.0%
High-yield fixed income	-%	-%	1%	4.4%
Fixed Income	23%	1.50%	-%	-%
Cash	1%	.25%	1%	.3%
Total:	100%		100%	

NOTE 3 - DETAIL NOTES ON ALL FUNDS (continued)

V. Liabilities (continued)

A. Pension Plans (continued)

5. Discount Rate

The discount rate used to calculate the total pension asset (liability) was 5.9% for ERS and 6.95% for TRS. The projection of cash flows used to determine the discount rate assumes that contributions from plan members will be made at the current contribution rates and that contributions from employers will be made at statutorily required rates, actuarially. Based upon the assumptions, the Systems' fiduciary net position was projected to be available to make all projected future benefit payments of current plan members. Therefore, the long term expected rate of return on pension plan investments was applied to all periods of projected benefit payments to determine the total pension asset (liability).

6. Sensitivity of the Proportionate Share of the Net Pension Asset (Liability) to the Discount Rate Assumption

The following presents the District's proportionate share of the net pension asset (liability) calculated using the discount rate of 5.9% for ERS and 6.95% for TRS, as well as what the District's proportionate share of the net pension asset (liability) would be if it were calculated using a discount rate that is 1- percentage point lower (4.9% for ERS and 5.95% for TRS) or 1-percentage point higher (6.9% for ERS and 7.95% for TRS) than the current rate:

	1% Decrease (4.9%)	Current Assumption (5.9%)	1% Increase (6.9%)
ERS			
Employer's proportionate share of the net pension asset (liability)	\$ (3,774,811)	\$ (1,200,601)	\$ 949,399

NOTE 3 - DETAIL NOTES ON ALL FUNDS (continued)

V. Liabilities (continued)

A. Pension Plans (continued)

6. Sensitivity of the Proportionate Share of the Net Pension Asset (Liability) to the Discount Rate Assumption (continued)

	1% Decrease (5.95%)	Current Assumption (6.95%)	1% Increase (7.95%)
TRS			
Employer's proportionate share of the net pension asset (liability)	\$ (9,269,923)	\$ (608,642)	\$ 6,675,870

7. Pension Plan Fiduciary Net Position

The components of the current-year net pension asset (liability) of the employers as of the respective measurement dates, were as follows:

Measurement date	(Dollars in Thousands)	
	ERS 3/31/24	TRS 6/30/23
Employers' total pension liability	\$ 240,696,851	\$ 138,365,122
Plan net position	\$ 225,972,801	\$ 137,221,537
Employers' net pension asset (liability)	\$ (14,724,050)	\$ (1,143,585)
Ratio of plan net position to be Employers' total pension asset (liability)	93.88%	99.2%

**SOUTHWESTERN CENTRAL SCHOOL DISTRICT
NOTES TO FINANCIAL STATEMENTS
FOR THE YEAR ENDED JUNE 30, 2024**

NOTE 3 - DETAIL NOTES ON ALL FUNDS (continued)

V. Liabilities (continued)

A. Pension Plans (continued)

8. Payables to the Pension Plan

For ERS, employer contributions are paid annually based on the System's fiscal year which ends on March 31st. Accrued retirement contributions as of June 30, 2024 represent the projected employer contribution for the period of April 1, 2024 through June 30, 2024 based on paid ERS wages multiplied by the employer's contribution rate, by tier. Accrued retirement contributions as of June 30, 2024 amounted to \$114,209.

For TRS, employer and employee contributions for the fiscal year ended June 30, 2024 are paid to the System in September, October and November 2024 through a state aid intercept. Accrued retirement contributions as of June 30, 2024 represent employee and employer contributions for the fiscal year ended June 30, 2024 based on paid TRS wages multiplied by the employer's contribution rate, by tier and employee contributions for the fiscal year as reported to the TRS System. Accrued retirement contributions as of June 30, 2024 amounted to \$1,119,566 (employer contribution of \$1,042,558 and employee contribution of \$77,008).

B. Other Post-Employment Benefits

Plan Description

The District maintains a single employer defined benefit healthcare plan (the Plan). The Plan provides medical and dental insurance benefits to eligible retirees and their spouses. Benefit provisions are based on bargaining agreements as negotiated from time to time. The Plan does not issue a publicly available financial report. Eligibility for the Plan is established by the District and specified in the District's employment contracts.

Employees Covered by Benefit Terms

For the fiscal year ended June 30, 2024 the plan had total active employees of 236 and retirees of 229.

Total OPEB Liability

The District's total OPEB liability of \$17,596,746, was measured as of March 31, 2024 and was determined by an actuarial valuation dated July 1, 2023.

NOTE 3 - DETAIL NOTES ON ALL FUNDS (continued)

V. Liabilities (continued)

B. Other Post-Employment Benefits (continued)

Actuarial Methods and Other Inputs

The total OPEB liability in the July 1, 2023 actuarial valuation was determined using the following actuarial assumptions and other inputs, applied to all periods included in the measurement, unless otherwise specified and actuarially rolled forward to the March 31, 2024 measurement date:

Inflation	2.53% per year
Salary increases	3.42% per year
	3.78% for 2023 and 3.98% for 2024
Discount rate	2024 – 5.10% reduced to an ultimate rate of 3.86% after 2070.
Healthcare cost trend rates	2070.
Retirees' share of benefit-related costs	Varies based on year employed by District

The discount rate was based on a yield for 20-year tax-exempt general obligation municipal bonds.

Mortality rates were based on the MP-2021 Combined Mortality Table, as appropriate, with adjustments for mortality improvements based on Scale AA.

The actuarial assumptions used in the valuation were chosen to be consistent with the requirements of GASB 75 and Actuarial Standards of Practice.

Changes in the Total OPEB Liability

Service cost	\$ 312,010
Interest	699,102
Changes of benefit terms	(1,080,016)
Differences between expected and actual experience	(257,729)
Changes in assumptions	(259,372)
Benefit payments	(1,354,833)
Net changes	(1,940,838)
Net OPEB liability – beginning of year	19,537,584
Net OPEB liability – end of year	<u>\$ 17,596,746</u>

Changes in assumptions reflect a change in the discount rate from 3.78% in 2023 to 3.98% in 2024.

Change in benefit terms include the following changes:

- Administrators now receive 2 years of 100% paid health insurance at retirement.
- Teachers hired before 10/1/2014: The Option A period decreased from 25 years to 20 years.
- Teachers hired before 10/1/2014: The Option B percentage decreased from 100%/95% to 85%/85%.
- CSEA: The benefit period decreased from 7 years to 5 years.

SOUTHWESTERN CENTRAL SCHOOL DISTRICT
NOTES TO FINANCIAL STATEMENTS
FOR THE YEAR ENDED JUNE 30, 2024

NOTE 3 - DETAIL NOTES ON ALL FUNDS (continued)

V. Liabilities (continued)

B. Other Post-Employment Benefits (continued)

Sensitivity of the Total OPEB Liability to Changes in the Discount Rate

The following presents the total OPEB liability of the District, as well as what the District's total OPEB liability would be if it were calculated using a discount rate that is 1 percentage point lower (2.98%) or 1 percentage point higher (4.98%) than the current discount rate:

	1% Decrease (2.98%)	Current Assumption (3.98%)	1% Increase (4.98%)
Total OPEB liability	\$ 18,892,087	\$ 17,596,746	\$ 16,432,204

Sensitivity of the Total OPEB Liability to Changes in the Healthcare Cost Trend Rates

The following presents the total OPEB liability of the District, as well as what the District's total OPEB liability would be if it were calculated using healthcare cost trend rates that are 1 percentage point lower or 1 percentage point higher than the current healthcare cost trend rates:

	1% Decrease (4.10% - 2.86%)	Current Assumption (5.10% - 3.86%)	1% Increase (6.10% - 4.86%)
Total OPEB liability	\$ 16,252,425	\$ 17,596,746	\$ 19,127,040

NOTE 3 - DETAIL NOTES ON ALL FUNDS (continued)

V. Liabilities (continued)

B. Other Post-Employment Benefits (continued)

OPEB Expense and Deferred Outflows of Resources and Deferred Inflows of Resources Related to OPEB

For the year ended June 30, 2024, the District recognized OPEB expense (credit) of (\$183,486). At June 30, 2024, the District reported deferred outflows of resources and deferred inflows of resources related to OPEB from the following sources:

	Deferred Outflows of Resources	Deferred Inflows of Resources
Differences between expected and actual experience	\$ 1,053,009	\$ 446,220
Benefit payments subsequent to the measurement date	337,780	-
Changes in assumptions	-	1,233,180
Total	\$ 1,390,789	\$ 1,679,400

Amounts reported as deferred outflows of resources and deferred inflows of resources related to OPEB will be recognized in OPEB expense as follows:

Year ending:	
2025	\$ (114,579)
2026	(114,579)
2027	(203,318)
2028	(80,799)
2029	(80,797)
Thereafter	(32,319)

**SOUTHWESTERN CENTRAL SCHOOL DISTRICT
 NOTES TO FINANCIAL STATEMENTS
 FOR THE YEAR ENDED JUNE 30, 2024**

NOTE 3 - DETAIL NOTES ON ALL FUNDS (continued)

V. Liabilities (continued)

C. Indebtedness

1. Short-Term Debt

a. Bond Anticipation Notes

Notes issued in anticipation of proceeds from the subsequent sale of bonds are recorded as a current liability of the fund that will actually receive the proceeds from the issuance of the bonds. State law requires that bond anticipation notes issued for capital purposes be converted to long-term financing within five years after the original issue date. The liability for all bond anticipation notes issued by the District is included in the capital project fund.

On July 20, 2022, the District issued bond anticipation notes in the amount of \$3,950,723 with a maturity date of July 19, 2023 and had an interest rate at 3.75%. On July 19, 2023, the District issued bond anticipation notes in the amount of \$13,181,000 with a maturity date of July 18, 2024 and had an interest rate at 4.75%. The BAN had new money additions of \$9,845,000 and BAN's redeemed from appropriations in the amount of \$614,723. Below is a schedule of outstanding bond anticipation notes as of June 30, 2024.

Description of Issue	Outstanding June 30, 2024
Bond anticipation notes, issued on July 19, 2023 with maturity date of July 18, 2024, bonds carry interest rate of 4.75%	\$ 13,181,000

b. Revenue Anticipation Note

Notes issued in the anticipation of revenue is recorded as a current liability of the fund that will actually receive proceeds from the issuance of the notes. The revenue anticipation note represents a liability that will be extinguished through the use of expendable available resources of the fund. There were no revenue anticipation notes issued or redeemed during the fiscal year ended June 30, 2024.

NOTE 3 - DETAIL NOTES ON ALL FUNDS (continued)

V. Liabilities (continued)

C. Indebtedness (continued)

1. Short-Term Debt (continued)

c. Short-term interest

During the fiscal year ended June 30, 2024, the District had interest on short-term debt in the amount of \$147,741, which is included in the General Fund.

2. Long-Term Debt

a. Debt Limit

At June 30, 2024, the total indebtedness represents approximately 42% of its debt limit.

b. Changes

The changes in the School District's indebtedness during the year ended June 30, 2024 are summarized as follows:

	Balance June 30, 2024	Balance June 30, 2023	Amounts Due Within One Year
General obligation bonds, net	\$ 20,773,243	\$ 23,530,711	\$ 2,280,000
Net pension liabilities	1,809,243	2,637,654	-
Lease liability	-	12,303	-
Other post-employment benefit liability	17,596,746	19,537,584	-
	<u>\$ 40,179,232</u>	<u>\$ 45,718,252</u>	<u>\$ 2,280,000</u>

During the year, the District made principal payments in the amount of \$2,620,000 and recorded amortization of bond premiums in the amount of \$137,468. There was a decrease in the other post-employment benefit liability of \$1,940,838. The decrease in the net pension liability of \$828,411 was the result of updated actuarial assumptions. The District had principal payments on the lease liability of \$12,303.

SOUTHWESTERN CENTRAL SCHOOL DISTRICT
NOTES TO FINANCIAL STATEMENTS
FOR THE YEAR ENDED JUNE 30, 2024

NOTE 3 - DETAIL NOTES ON ALL FUNDS (continued)

V. Liabilities (continued)

C. Indebtedness (continued)

2. Long-Term Debt (continued)

c. Summary

The following is a summary of maturity of indebtedness:

Description of Issue	Outstanding June 30, 2024
General Obligation Bonds, issued in 2012 (which refunded 2003 bond) with a maturity date of June 2028, bonds carry interest of 5%.	\$ 795,000
General Obligation Bonds, issued in 2015-16 (which refunded 2008 and 2010 bonds) with a maturity date of January 2025, bonds carry interest of 1.5%-2%.	390,000
General Obligation Bonds, issued in 2021 with a maturity date of January 2035, bonds carry interest of 2%.	18,985,000
	20,170,000
Plus: premiums earned net of amortization	603,243
	<u>\$ 20,773,243</u>

d. Maturity

1. The following is a summary of maturity of serial bonds indebtedness on June 30, 2024.

Year	General Obligation Bond-2012	
	Principal	Interest
2025	\$ 185,000	\$ 39,750
2026	195,000	30,500
2027	200,000	20,750
2028	215,000	10,750
Total	<u>\$ 795,000</u>	<u>\$ 101,750</u>

Year	General Obligation Bond-2016 (refunded 2008 and 2010 bonds)	
	Principal	Interest
2025	\$ 390,000	\$ 7,800

NOTE 3 - DETAIL NOTES ON ALL FUNDS (continued)

V. Liabilities (continued)

C. Indebtedness (continued)

2. Long-Term Debt (continued)

d. Maturity (continued)

Year	General Obligation Bond-2021	
	Principal	Interest
2025	\$ 1,705,000	\$ 379,700
2026	1,740,000	345,600
2027	1,775,000	310,800
2028	1,810,000	275,300
2029	1,850,000	239,100
2030-2034	9,195,000	626,900
2035	910,000	18,200
Total	<u>\$ 18,985,000</u>	<u>\$ 2,195,600</u>

e. Long-Term Debt Interest

Interest on long-term debt for the year ended June 30, 2024 amounted to \$484,900 and is included in the General Fund.

3. Bond Premiums and amortization

Premiums resulting from bond and other debt refinancing are being amortized over the life of the relating debt using the effective interest rate method.

4. Refunding of Long-Term Debt

In prior years, the District defeased certain general obligations and other bonds by placing the proceeds of new bonds in an irrevocable trust to provide for future debt service payments on the old bonds. Accordingly, the trust account assets and liability for the defeased bonds are not included in the District's financial statements.

**SOUTHWESTERN CENTRAL SCHOOL DISTRICT
NOTES TO FINANCIAL STATEMENTS
FOR THE YEAR ENDED JUNE 30, 2024**

NOTE 3 - DETAIL NOTES ON ALL FUNDS (continued)

VI. Fund Equity

A. Classification

The District's fund equity is comprised of various components.

Category / Fund	Description	Balance June 30, 2024
Nonspendable:	Reserve for inventory	\$ 7,416
Restricted:		
General	Reserve for retirement contributions	\$ 1,051,792
	TRS reserve	447,785
	Tax Certiorari reserve	192,489
	EBLAR reserve	1,074,858
	Capital reserve	68,208
	Unemployment reserve	73,371
		<u>\$ 2,908,503</u>
Debt Service	Reserve for debt service	\$ 856,681
Miscellaneous Special Revenue	Reserve for foundation endowment and scholarships	\$ 110,205
Committed:		
General	Extraclassroom fund balance	\$ 68,392
Assigned:		
General	Appropriated Fund Balance	\$ 550,000
	Encumbrances	405,727
		<u>\$ 955,727</u>
Food Service	Fund equity	\$ 334,283

B. District-wide Net Position

Net position of the District include restricted net position of \$ 3,875,389 which represent restricted amounts in the general, debt service and miscellaneous special revenue funds as presented above.

C. Deficit Fund Balance

The District's capital project fund had an accumulated deficit in the amount of \$ 10,465,027 as of June 30, 2024. It is not uncommon for school districts to have deficit fund balances in the capital projects fund as a result of short-term debt being recorded as liabilities until they are converted to long-term debt (serial bonds) or are redeemed at which time such proceeds are recorded as other financing sources revenue.

NOTE 4 - COMMITMENTS AND CONTINGENCIES

A. Risk Financing and Related Insurance

1. General Information

The *Southwestern Central School District* is exposed to various risks of loss related to torts, theft of, damage to, and destruction of assets; errors and omissions; natural disasters, etc. These risks are covered by commercial insurance purchased from independent third parties. Settled claims from these risks have not exceeded commercial insurance coverage for the past two years.

2. Risk Sharing Pools

For its employee health and accident coverage, the *Southwestern Central School District* is a participant in the Chautauqua County School Districts' Medical Health Plan, a public entity risk pool operated for the benefit of various governmental units located within Chautauqua County. The School District pays monthly premiums to the Plan for this health coverage. The Plan is authorized to assess supplemental premiums to the participating districts. The Chautauqua County School Districts' Medical Health Plan obtains independent coverage for insured events in excess of this amount.

The *Southwestern Central School District* also participates in a risk sharing pool, Erie 2 – Chautauqua-Cattaraugus BOCES, to insure Workers' Compensation claims. This is a public entity risk pool created under Article 5, Workers' Compensation Law, to finance liability and risks related to Workers' Compensation claims. Administrators of the Plan have indicated that the Plan's reserves are believed to be in excess of estimated unbilled and open claims.

B. Federal and State Grants

The District has received grants reported in the special aid fund which are subject to audit by agencies of the state and federal government. Such audits may result in disallowances and a request for a return of funds. Based on past audits and no known significant areas of non-compliance, the District believes disallowances, if any, will not be material.

**SOUTHWESTERN CENTRAL SCHOOL DISTRICT
NOTES TO FINANCIAL STATEMENTS
FOR THE YEAR ENDED JUNE 30, 2024**

**NOTE 4 - COMMITMENTS AND CONTINGENCIES
(continued)**

C. Compensated Absences

The District does not accrue a liability for accumulating, non-vesting sick leave, since payment is based on an uncontrollable future event (sickness). In accordance with the provisions of Governmental Accounting Standards Board Statement No. 16, the value for accumulating, non-vesting sick leave is considered a contingent liability.

D. Litigation

The District, in the normal course of its operations, is involved in litigation. Management is of the opinion that any unfavorable outcome resulting from these actions would not have a material effect on the District's financial position.

NOTE 5 – MISCELLANEOUS SPECIAL REVENUE FUND

Funds raised during the year ended June 30, 2007 from local foundations and donors amounted to \$595,149 of which \$490,000 represents the District's best estimate of the local share of the cost of the athletic facilities complex project. Funds in excess of the determined local share represent the amount to be set aside for turf replacement. The total funds held, which also includes accumulated interest earned, amounted to \$110,155 as of June 30, 2024.

During the year ended June 30, 2024, the District transferred \$25,100 of these funds to the general fund to offset debt service costs. In future years, the District intends to transfer additional funds from the miscellaneous special revenue fund to the general fund to offset debt service costs not covered by state building aid (local share).

Also included in this fund is \$4,483 of interest earned during the year.

NOTE 6 – TAX ABATEMENTS

The County of Chautauqua, New York, enters into various property tax abatement programs for the purpose of economic development. The total amount of taxes abated from these abatement programs during the year ended June 30, 2024 was approximately \$421,000. The District received payment in lieu of tax (PILOT) payments totaling approximately \$162,000 for the year ended June 30, 2024.

NOTE 7 – CAPITAL PROJECT

The voters of *Southwestern Central School District* approved a resolution authorizing a capital project with a maximum amount of \$18,237,000 (Phase VII) to be financed with serial bonds, state excel aid and District funds. During the year ended June 30, 2024, the District expended a total of \$9,517,313 related to the Phase VII project and \$483,226 related to the Federal stimulus project.

Also during the year ended June 30, 2024, the District incurred \$298,026 for the purchase of transportation vehicles, \$100,000 towards a capital outlay project, and \$41,121 towards the smart schools bond expenditures.

NOTE 8 – COVID PANDEMIC

In March 2020, the World Health Organization declared the novel strain of COVID-19 (coronavirus) a global pandemic and has become increasingly widespread in the United States. The coronavirus outbreak has had a significant impact on financial markets and general economic conditions.

In December 2020, the Coronavirus Response and Relief Supplemental Appropriations (CRRSA) Act was passed which provides additional assistance to school districts. The New York State Department of Education has allocated approximately \$1,174,000 of CRRSA Act assistance to the District. As of June 30, 2024, 2023 and 2022, the District had utilized approximately \$546,000, \$178,000 and \$450,000, respectively, in expenditures against this funding.

In March 2021, the American Rescue Plan (ARP) Act was passed which provides additional assistance to school districts. The New York State Department of Education has allocated approximately \$2,062,000 of ARP Act assistance to the District. As of June 30, 2024, 2023 and 2022, the District had utilized approximately \$664,000, \$458,000 and \$698,000, respectively, in expenditures against this funding.

**SOUTHWESTERN CENTRAL SCHOOL DISTRICT
NOTES TO FINANCIAL STATEMENTS
FOR THE YEAR ENDED JUNE 30, 2024**

NOTE 9 – RIGHT-TO-USE ASSETS/LEASES

The District has entered into various agreements with Erie 1 BOCES to acquire IT and computer equipment. The equipment is owned by Erie 1 BOCES, however the District has recognized a right-to-use asset in accordance with Governmental Accounting Standards Board Statement No. 87, Leases. The District paid cash for the equipment rather than through an installment purchase agreement. The District amortizes its right-to-use assets over a period of 5 years. Below is a summary of the activity of the District's right-to-use assets during the year ended June 30, 2024:

	Balance at 7/1/23	Additions
Right-to-use asset	\$ 2,207,329	\$ 644,189
Accumulated amortization	(886,554)	(441,455)
Lease liability	(12,303)	-
	<u>\$ 1,308,472</u>	<u>\$ 202,734</u>

	Deletions	Balance at 6/30/24
Right-to-use asset	\$ (493,613)	\$ 2,357,905
Accumulated amortization	493,613	(834,396)
Lease liability	12,303	-
	<u>\$ 12,303</u>	<u>\$ 1,523,509</u>

NOTE 10 - SUBSEQUENT EVENTS

Subsequent events were evaluated by Management through October 15, 2024, which is the date the financial statements were available to be issued.

Preliminary

SUPPLEMENTARY INFORMATION

Preliminary

SOUTHWESTERN CENTRAL SCHOOL DISTRICT
COMBINING SCHEDULE OF REVENUE, EXPENDITURES AND CHANGES
IN FUND EQUITY - BUDGET AND ACTUAL - GOVERNMENTAL FUNDS
FOR THE YEAR ENDED JUNE 30, 2024

Schedule SS1

	Adopted Budget	Final Budget	Current Year's Revenue	Over (Under) Revised Budget
Revenues				
Local Sources:				
Real property taxes and tax items	\$ 14,325,053	\$ 14,325,053	\$ 14,275,738	\$ (49,315)
Charges for services	127,596	127,596	314,478	186,882
Use of money and property	15,000	15,000	400,392	385,392
Sale of property and compensation for loss	500	500	5,713	5,213
Miscellaneous	206,678	206,678	526,535	319,857
State Sources:				
Basic formula	16,050,840	16,050,840	16,033,670	(17,170)
BOCES	1,492,445	1,492,445	1,673,947	181,502
Textbooks	76,017	76,017	75,551	(466)
All other aid	54,334	54,334	61,560	7,226
Federal Sources:				
Medicaid reimbursement	180,000	180,000	214,646	34,646
Total revenue	32,528,463	32,528,463	33,582,230	1,053,767
Other Sources:				
Operating transfer in	25,100	65,735	197,930	132,195
Total revenue and other sources	32,553,563	32,594,198	\$ 33,780,160	\$ 1,185,962
Appropriated fund equity - reserves	110,000	110,000		
Appropriated fund equity - supplemental appropriation	-	2,000,000		
Appropriated fund equity and prior year encumbrances	450,000	669,804		
Total revenue, other sources and appropriated fund equity	\$ 33,113,563	\$ 35,374,002		

See accompanying independent auditor's report.

	Adopted Budget	Final Budget	Current Year's Expenditures	Encumbrances	Unencumbered Balances
Expenditures					
General Support:					
Board of education	\$ 45,739	\$ 42,240	\$ 32,934	\$ 635	\$ 8,671
Central administration	311,355	339,805	328,367	-	11,438
Finance	376,245	385,511	376,112	1,373	8,026
Staff	134,124	125,284	121,594	920	2,770
Central services	2,417,634	2,633,771	2,299,239	101,379	233,153
Special items	475,761	490,125	487,027	-	3,098
Instructional:					
Instruction, administration and improvement	1,347,963	1,617,748	1,493,111	26,798	97,839
Teaching - regular school	8,269,207	7,687,066	7,492,173	94,860	100,033
Programs for children with handicapping conditions	3,401,716	3,175,600	3,095,256	16,459	63,885
Teaching - special schools	6,338	19,293	19,294	-	(1)
Occupational education	1,200,583	1,189,147	1,172,034	-	17,113
Instructional media	1,338,926	1,751,538	1,610,283	116,769	24,486
Pupil services	1,310,888	1,403,425	1,385,630	32,532	(14,737)
Pupil Transportation	1,281,472	1,397,986	1,280,923	12,173	104,890
Community Services	34,055	52,646	38,853	1,829	11,964
Employee Benefits	7,109,114	7,069,739	6,516,437	-	553,302
Debt Service:					
Debt service principal	3,334,723	3,234,723	3,234,723	-	-
Debt service interest	617,720	658,355	632,641	-	25,714
Total expenditures	33,013,563	33,274,002	31,616,631	405,727	1,251,644
Other Uses:					
Transfer to other funds	100,000	2,100,000	2,100,000	-	-
Total other uses	100,000	2,100,000	2,100,000	-	-
Total expenditures and other uses	\$ 33,113,563	\$ 35,374,002	33,716,631	\$ 405,727	\$ 1,251,644
Excess of revenue and other sources over expenditures and other uses			\$ 63,529		

SOUTHWESTERN CENTRAL SCHOOL DISTRICT
COMBINING SCHEDULE OF REVENUE, EXPENDITURES AND CHANGES
IN FUND EQUITY - BUDGET AND ACTUAL - GOVERNMENTAL FUNDS
FOR THE YEAR ENDED JUNE 30, 2024

	School Food Service Fund		
	Budget	Actual	Variance
	(Amended)		Fav. (Unf.)
Revenue			
State sources	\$ 10,000	\$ 167,029	\$ 157,029
Federal sources	340,000	355,930	15,930
Sales	135,000	82,442	(52,558)
Surplus food	41,000	32,021	(8,979)
Total revenue	<u>526,000</u>	<u>637,422</u>	<u>111,422</u>
Expenditures			
Cost of sales	425,000	503,256	(78,256)
Other expenses	101,000	54,518	46,482
Total expenditures	<u>526,000</u>	<u>557,774</u>	<u>(31,774)</u>
Net Change	<u>\$ -</u>	79,648	<u>\$ 79,648</u>
Fund equity, beginning of year		<u>224,425</u>	
Fund equity, end of year		<u>\$ 304,073</u>	

Preliminary

SOUTHWESTERN CENTRAL SCHOOL DISTRICT
SCHEDULE OF CHANGE FROM ADOPTED BUDGET TO FINAL BUDGET
AND THE REAL PROPERTY TAX LIMIT
FOR THE YEAR ENDED JUNE 30, 2024

CHANGE FROM ADOPTED BUDGET TO FINAL BUDGET

Adopted budget	\$ 33,113,563
Additions:	
Prior year's encumbrances	<u>219,804</u>
Adopted budget after prior year encumbrances	<u>33,333,367</u>
Budget revisions:	
Interfund transfer - budgetary adjustment	40,635
Supplemental appropriation - transfer to capital project fund	<u>2,000,000</u>
Final budget	<u><u>\$ 35,374,002</u></u>

SECTION 1318 OF REAL PROPERTY TAX LAW LIMIT CALCULATION

2024-25 voter-approved expenditure budget	\$ 35,745,707
Maximum allowed (4% of 2024-25 budget)	\$ 1,429,828

General Fund Fund Balance Subject to Section 1318 of Real Property Tax Law*:

Unrestricted fund balance:

Assigned fund balance	\$ 955,727
Unassigned fund balance	<u>2,542,336</u>
Total unrestricted fund balance	<u>3,498,063</u>

Less:

Appropriated fund balance	550,000
Encumbrances included in committed and assigned fund balance	<u>405,727</u>
Total adjustments	<u>955,727</u>

General Fund Fund Balance Subject to Section 1318 of Real Property Tax Law:	<u><u>\$ 2,542,336</u></u>
--	-----------------------------------

Actual percentage	7.11%
--------------------------	--------------

* Per Office of State Comptroller's "Fund Balance Reporting and Governmental Type Definitions", Updated April 2011 (Originally Issued November 2010), the portion of the General Fund fund balance subject to Section 1318 of the Real Property Tax Law is: unrestricted fund balance (i.e., the total of the committed, assigned, and unassigned classifications), minus appropriated fund balance, amounts reserved for insurance recovery, amounts reserved for tax reduction, and encumbrances included in committed and assigned fund balance.

SOUTHWESTERN CENTRAL SCHOOL DISTRICT
SCHEDULE OF PROJECT EXPENDITURES - CAPITAL PROJECTS FUND
FOR THE YEAR ENDED JUNE 30, 2024

Project Title	Original Appropriation	Revised Appropriation	Expenditures			Unexpended (Overexpended) Balance	Proceeds of Obligations	Methods of financing			Fund Balance June 30, 2024	
			Prior Years	Current Year	Total			State Sources	Interfund Transfer & Local Sources	Total		
School Reconstruction Project (Phase VII)	\$ 18,237,000	\$ 18,237,000	\$ 1,596,651	\$ 9,517,313	\$ 11,113,964	\$ 7,123,036	\$ 11,900,000	\$ -	\$ 2,000,100	\$ 13,900,100	\$ 2,786,136	
Smart Schools Bond 2022	215,481	215,481	215,481	-	215,481	-	-	215,481	-	215,481	-	
Smart Schools Bond 2023	258,044	258,044	258,044	-	258,044	-	-	258,044	-	258,044	-	
Smart Schools Bond 2024	41,121	41,121	-	41,121	41,121	-	-	-	-	-	(41,121)	
Capital Outlay Project - 2024	100,000	100,000	-	100,000	100,000	-	-	-	100,000	100,000	-	
Federal stimulus project	569,276	569,276	45,000	483,226	528,226	41,050	-	-	528,226	528,226	-	
Transportation vehicles	n/a	n/a	4,797,522	298,026	5,095,548	n/a	5,065,760	-	746	5,066,506	(29,042)	
	<u>\$ 19,420,922</u>	<u>\$ 19,420,922</u>	<u>\$ 6,912,698</u>	<u>\$ 10,439,686</u>	<u>\$ 17,352,384</u>	<u>\$ 7,164,086</u>	<u>\$ 16,965,760</u>	<u>\$ 473,525</u>	<u>\$ 2,629,072</u>	<u>\$ 20,068,357</u>	<u>2,715,973</u>	
											Less: Proceeds recorded as liability - BAN	<u>(13,181,000)</u>
											Fund equity (deficit) as of June 30, 2024	<u>\$ (10,465,027)</u>

Preliminary

SOUTHWESTERN CENTRAL SCHOOL DISTRICT
BUDGET COMPARISON STATEMENT FOR STATE AND
OTHER GRANT PROGRAMS - SPECIAL AID AND FOOD SERVICE FUNDS
FOR THE YEAR ENDED JUNE 30, 2024

Schedule SS4A

Page 42

Grant Title	Grantors Project No.	Grant Period	Award/ Program Budget	Total Revenue	Total Expenditures
State school meal programs	N/A	2023-2024	\$ 167,029	\$ 167,029	\$ 167,029
Healthcare Worker Bonus	N/A	2023-2024	3,230	3,230	3,230
Universal Pre-kindergarten	0409-24-7573	2023-2024	203,499	203,144	203,144
Universal Pre-kindergarten	0409-23-7573	2022-2023	19,189	19,189	19,189
Section 4410 - Preschool	N/A	2023-2024	n/a	208,686	208,686
Summer school	N/A	2023-2024	84,075	84,075	84,075
Total expenditures and revenue			\$ 477,022	\$ 685,353	\$ 685,353

Preliminary

SOUTHWESTERN CENTRAL SCHOOL DISTRICT
NOTES TO SCHEDULE OF EXPENDITURES OF FEDERAL AWARDS
FOR THE YEAR ENDED JUNE 30, 2024

Schedule SS4B

Note 1 - Basis of Presentation

The accompanying Schedule of Expenditures of Federal Awards includes the federal grant activity of the **Southwestern Central School District** and is presented on the modified accrual basis of accounting. The information in the schedule is presented in accordance with the requirements of Title 2 U.S. Code of Federal Regulations Part 200, *Uniform Administrative Requirements, Cost Principles, and Audit Requirements for Federal Awards* (Uniform Guidance). Therefore, some amounts presented in the schedule may differ from amounts presented in, or used in the preparation of the basic financial statements.

Basis of Accounting

The basis of accounting varies by Federal program consistent with underlying regulations pertaining to each program. The amounts reported as Federal expenditures generally were obtained from the appropriate Federal financial reports for the applicable programs and periods. The amounts reported in these Federal financial reports are prepared from records maintained for each program, which are periodically reconciled with the District's financial reporting system.

Note 2 - Non-monetary Federal Program

The accompanying **Southwestern Central School District** is the recipient of a non-monetary federal award program. During the year ended June 30, 2024, the District reported in the Schedule of Federal Awards \$32,021 of donated commodities at fair market value received and disbursed.

Note 3 - Indirect Cost Rate

The District has elected not to use the 10% de minimis indirect cost rate allowed under the Uniform Guidance in the current year.

Note 4 - Prior Year Expenditures

Included in ARP – ESSER 3 (\$116,860) and CRRSA – ESSER 2 (\$12,335) are expenditures that were incurred during the prior fiscal year.

SOUTHWESTERN CENTRAL SCHOOL DISTRICT
SCHEDULE OF EXPENDITURES OF FEDERAL AWARDS
FOR THE YEAR ENDED JUNE 30, 2024

Federal Program Title	Federal CFDA Number	Agency or Pass-through Number	Program or Award Amount	Revenue	Expenditures
US Department of Education:					
Passed through NYS					
Department of Education:					
Title I	84.010A	0021-24-0315	\$ 298,404	\$ 295,212	\$ 295,212
Title II, Part A	84.367A	0147-24-0315	40,301	18,773	18,773
Title II, Part A	84.367A	0147-23-0315	21,594	21,594	21,594
Title IV - SSAE	84.424A	0204-24-0315	20,842	20,528	20,528
IDEA, Part B Public Law 94-142 *	84.027A	0032-24-0096	342,977	338,642	338,642
COVID-19 ARP - IDEA, Part B Public Law 94-142 *	84.027X	5532-22-0096	76,450	5,067	5,067
IDEA, Pre-school Public Law 99-457 *	84.173A	0033-24-0096	6,525	6,401	6,401
COVID-19 ARP - ESSER 3	84.425U	5880-21-0315	2,061,671	664,259	664,259
COVID-19 ARP - Homeless II	84.425U	5218-21-0315	6,154	1,341	1,341
COVID-19 CRRSA - ESSER 2	84.425D	5891-21-0315	1,134,249	545,937	545,937
Total U.S. Department of Education			4,009,167	1,917,754	1,917,754
US Department of Agriculture:					
Passed through NYS					
Department of Education:					
National School Lunch Program **	10.555	N/A	254,735	254,735	254,735
National School Breakfast Program **	10.553	N/A	59,706	59,706	59,706
COVID-19 Supply Chain Assistance Grant **	10.555	N/A	41,489	41,489	41,489
Passed through NYS					
Office of General Services:					
National School Lunch Program **					
Non-cash assistance (donated commodities)	10.555	N/A	32,021	32,021	32,021
Total U.S. Department of Agriculture			387,951	387,951	387,951
Total expenditures and revenue				\$ 2,305,705	\$ 2,305,705
* Constitutes a cluster of Federal programs named Special Education Cluster with total revenue and expenditures of				\$	350,110
** Constitutes a cluster of Federal programs named Child Nutrition Cluster with total revenue and expenditures of				\$	387,951

SOUTHWESTERN CENTRAL SCHOOL DISTRICT
SCHEDULE OF NET INVESTMENT IN CAPITAL ASSETS
AND RIGHT-TO-USE ASSETS
AS OF JUNE 30, 2024

Schedule SS5

Page 44

Capital assets and right-to-use assets	\$ 68,324,996
Less:	
Serial bonds, net	(20,773,243)
Bond anticipation notes	(13,181,000)
Accrued Interest	<u>(623,000)</u>
Plus:	
Net cash to be used for capital improvements	<u>4,716,313</u>
Net Investment in Capital Assets and Right-To-Use Assets	<u>\$ 38,464,066</u>

Preliminary

SOUTHWESTERN CENTRAL SCHOOL DISTRICT
SCHEDULE OF CHANGES IN THE DISTRICT'S NET
OPEB LIABILITY AND RELATED RATIOS
AS OF AND FOR THE YEARS ENDED JUNE 30, 2017 THROUGH AND 2024

Schedule SS6

Page 45

As of the measurement date of March 31,	2024	2023	2022	2021	2020	2019	2018	2017
Total OPEB Liability								
Service cost	\$ 312,010	\$ 402,151	\$ 531,679	\$ 461,005	\$ 544,011	\$ 552,638	\$ 565,904	\$ 490,413
Interest	699,102	583,048	529,313	498,389	843,873	889,236	916,195	687,167
Changes of benefit terms	(1,080,016)	-	(1,171,467)	-	(528,373)	-	75,418	4,173,041
Differences between expected and actual experience	(257,729)	(381,269)	(60,176)	2,915,240	(5,794,882)	(338,137)	(622,339)	-
Changes in assumptions	(259,372)	(1,266,582)	(1,272,714)	404,534	1,648,510	(246,871)	442,636	(1,008,113)
Benefit payments	(1,354,833)	(1,142,457)	(1,128,431)	(1,064,986)	(949,637)	(842,359)	(820,060)	(725,610)
Net change in total OPEB liability	(1,940,838)	(1,805,109)	(2,571,796)	3,214,182	(4,236,498)	14,507	557,754	3,616,898
Total OPEB liability - beginning	19,537,584	21,342,693	23,914,489	20,700,307	24,936,805	24,922,298	24,364,544	3,574,640
Prior period adjustment	-	-	-	-	-	-	-	17,173,006
Total OPEB liability - ending	<u>\$ 17,596,746</u>	<u>\$ 19,537,584</u>	<u>\$ 21,342,693</u>	<u>\$ 23,914,489</u>	<u>\$ 20,700,307</u>	<u>\$ 24,936,805</u>	<u>\$ 24,922,298</u>	<u>\$ 24,364,544</u>
Plan fiduciary net position								
Contributions - employer	\$ 1,354,833	\$ 1,142,457	\$ 1,128,431	\$ 1,064,986	\$ 949,637	\$ 842,359	\$ 820,060	\$ 725,610
Benefit payments	(1,354,833)	(1,142,457)	(1,128,431)	(1,064,986)	(949,637)	(842,359)	(820,060)	(725,610)
Plan fiduciary net position - ending	<u>\$ -</u>	<u>\$ -</u>	<u>\$ -</u>	<u>\$ -</u>	<u>\$ -</u>	<u>\$ -</u>	<u>\$ -</u>	<u>\$ -</u>
District's net OPEB liability	<u>\$ 17,596,746</u>	<u>\$ 19,537,584</u>	<u>\$ 21,342,693</u>	<u>\$ 23,914,489</u>	<u>\$ 20,700,307</u>	<u>\$ 24,936,805</u>	<u>\$ 24,922,298</u>	<u>\$ 24,364,544</u>
Plan fiduciary net position as a percentage of total OPEB liability	0.00%	0.00%	0.00%	0.00%	0.00%	0.00%	0.00%	0.00%
Covered-employee payroll	\$ 13,255,146	\$ 12,184,952	\$ 11,750,381	\$ 11,359,610	\$ 11,359,610	\$ 11,005,241	\$ 10,807,498	\$ 10,461,231
District's net OPEB liability as a percentage of covered-employee payroll	132.75%	160.34%	181.63%	210.52%	182.23%	226.59%	230.60%	232.90%

Notes to Schedule:

Benefit Changes: Administrators now receive 2 years of 100% paid health insurance at retirement
Teachers hired before 10/1/2014 - Option A, applicable District premium contribution period reduced from 25 years to 20 years
Teachers hired before 10/1/2014 - Option B, applicable District premium reduced from 95%-100% down to 85%
CSEA - Benefit period decreased from 7 years to 5 years

Changes in assumptions in 2024:

Discount rate from 3.78% to 3.98%
Updated mortality tables and healthcare cost trend rates
Salary Scale changed from 3.53% to 3.42% effective June 30, 2024

See accompanying independent auditor's report.

SOUTHWESTERN CENTRAL SCHOOL DISTRICT
SCHEDULE OF DISTRICT CONTRIBUTIONS – OPEB
FOR THE YEARS ENDED JUNE 30, 2017 THROUGH 2024

Schedule SS7

Page 46

For the year ended June 30,	2024	2023	2022	2021	2020	2019	2018	2017
Actuarially determined contributions	\$ 1,354,833	\$ 1,142,457	\$ 1,128,431	\$ 1,064,986	\$ 949,637	\$ 842,359	\$ 820,060	\$ 725,610
Contributions in relation to the actuarially determined contribution	(1,354,833)	(1,142,457)	(1,128,431)	(1,064,986)	(949,637)	(842,359)	(820,060)	(725,610)
Contribution deficiency (excess)	\$ -	\$ -	\$ -	\$ -	\$ -	\$ -	\$ -	\$ -
District's covered-employee payroll	\$ 13,255,146	\$ 12,184,952	\$ 11,750,381	\$ 11,359,610	\$ 11,359,610	\$ 11,005,241	\$ 10,807,498	\$ 10,461,231
Contributions as a percentage of District's covered-employee payroll	10.22%	9.38%	9.60%	9.38%	8.36%	7.65%	7.59%	6.94%

Notes to Schedule

Valuation date: June 30, 2023, rolled forward to March 31, 2024 measurement date

Methods and assumptions used to determine contribution rates:

Actuarial cost method: Entry Age Normal Level % of Salary Method
Discount Rate: 3.78% for 2023, and 3.98% for 2024
Inflation: 2.42% per year
Healthcare cost trend rates: 2024 - 5.10%. Rates expected to decrease each year thereafter with an ultimate rate of 3.86%
Salary increases: 3.42% per year effective June 30, 2024

Mortality: Based on Pub-2010 Public Retirement Plans Mortality Tables Headcount-Weighted, without separate Contingent Survivor fully generational using scale MP-2021.

Retiree Cost Sharing: Varies based on contract
Participants: 236 Active and 229 Retirees

SOUTHWESTERN CENTRAL SCHOOL DISTRICT
SCHEDULE OF DISTRICT CONTRIBUTIONS – NYSTRS AND NYSLERS
FOR YEARS ENDED JUNE 30, 2015 THROUGH JUNE 30, 2024

Schedule SS8

Page 47

New York State Teachers' Retirement System (TRS)

For the year ended June 30,	2024	2023	2022	2021	2020	2019	2018	2017	2016	2015
Contractually required contributions	\$ 1,042,558	\$ 1,011,475	\$ 933,580	\$ 882,495	\$ 834,425	\$ 987,033	\$ 894,817	\$ 1,048,869	\$ 1,172,053	\$ 1,514,787
Contributions in relation to the contractually required contribution	(1,042,558)	(1,011,475)	(933,580)	(882,495)	(834,425)	(987,033)	(894,817)	(1,048,869)	(1,172,053)	(1,514,787)
Contribution deficiency (excess)	\$ -	\$ -	\$ -	\$ -	\$ -	\$ -	\$ -	\$ -	\$ -	\$ -
District's covered-employee payroll	\$ 10,681,947	\$ 9,829,689	\$ 9,526,327	\$ 9,260,178	\$ 9,417,889	\$ 9,294,096	\$ 9,130,786	\$ 8,949,394	\$ 8,839,012	\$ 8,641,112
Contributions as a percentage of District's covered-employee payroll	9.76%	10.29%	9.80%	9.53%	8.86%	10.62%	9.80%	11.72%	13.26%	17.53%

New York State Local Employees' Retirement System (ERS)

For the year ended March 31,	2024	2023	2022	2021	2020	2019	2018	2017	2016	2015
Contractually required contributions	\$ 348,797	\$ 271,464	\$ 344,784	\$ 307,992	\$ 284,116	\$ 293,457	\$ 285,750	\$ 264,622	\$ 267,504	\$ 367,884
Contributions in relation to the contractually required contribution	(348,797)	(271,464)	(344,784)	(307,992)	(284,116)	(293,457)	(285,750)	(264,622)	(267,504)	(367,884)
Contribution deficiency (excess)	\$ -	\$ -	\$ -	\$ -	\$ -	\$ -	\$ -	\$ -	\$ -	\$ -
District's covered-employee payroll	\$ 2,822,973	\$ 2,485,274	\$ 2,269,270	\$ 2,242,145	\$ 2,142,691	\$ 2,061,473	\$ 2,001,160	\$ 1,928,998	\$ 1,785,488	\$ 1,743,455
Contributions as a percentage of District's covered-employee payroll	12.36%	10.92%	15.19%	13.74%	13.26%	14.24%	14.28%	13.72%	14.98%	21.10%

SOUTHWESTERN CENTRAL SCHOOL DISTRICT
SCHEDULE OF DISTRICT'S PROPORTIONATE SHARE OF THE
NET PENSION ASSET (LIABILITY) – NYSTRS AND PROPORTIONATE SHARE
OF THE NET PENSION LIABILITY – NYSLERS
FOR THE YEARS ENDED JUNE 30, 2015 THROUGH JUNE 30, 2024

New York State Teachers' Retirement System (TRS)

As of the measurement date of June 30,	2024	2023	2022	2021	2020	2019	2018	2017	2016	2015
District's proportion of the net pension asset (liability)	n/a	0.0532222%	0.053775%	0.054558%	0.055487%	0.055681%	0.056055%	0.056475%	0.057281%	0.057526%
District's proportionate share of the net pension asset (liability)	n/a	\$ (608,642)	\$ (1,031,877)	\$ 9,454,309	\$ (1,533,253)	\$ 1,446,601	\$ 1,013,628	\$ 429,265	\$ (613,502)	\$ 5,975,067
District's covered-employee payroll	n/a	\$ 9,829,689	\$ 9,526,327	\$ 9,260,178	\$ 9,417,889	\$ 9,294,096	\$ 9,130,786	\$ 8,949,394	\$ 8,839,012	\$ 8,641,112
District's proportionate share of the net pension asset (liability) as a percentage of its covered employee payroll	n/a	-6.19%	-10.83%	102.10%	-16.28%	15.56%	11.10%	4.80%	-6.94%	69.15%
Plan fiduciary net position as a percentage of the total pension asset (liability)	n/a	99.20%	98.60%	113.20%	97.80%	102.20%	101.53%	100.66%	99.01%	110.46%

New York State Local Employees' Retirement System (ERS)

As of the measurement date of March 31,	2024	2023	2022	2021	2020	2019	2018	2017	2016	2015
District's proportion of the net pension asset (liability)	0.0081540%	0.0074882%	0.0064123%	0.0063635%	0.0060852%	0.0064119%	0.0060524%	0.0059033%	0.0060991%	0.0065167%
District's proportionate share of the net pension asset (liability)	\$ (1,200,601)	\$ (1,605,777)	\$ 524,175	\$ (6,336)	\$ (1,611,404)	\$ (454,300)	\$ (195,338)	\$ (554,685)	\$ (978,917)	\$ (220,150)
District's covered-employee payroll	\$ 2,822,973	\$ 2,485,274	\$ 2,269,270	\$ 2,242,145	\$ 2,142,691	\$ 2,061,473	\$ 2,001,160	\$ 1,928,998	\$ 1,785,488	\$ 1,743,455
District's proportionate share of the net pension asset (liability) as a percentage of its covered employee payroll	-42.53%	-64.61%	23.10%	-0.28%	-75.20%	-22.04%	-9.76%	-28.76%	-54.83%	-12.63%
Plan fiduciary net position as a percentage of the total pension liability	93.88%	90.78%	103.65%	99.95%	86.39%	96.27%	98.24%	94.70%	90.70%	97.90%

**INDEPENDENT AUDITOR'S REPORT ON INTERNAL CONTROL OVER FINANCIAL REPORTING AND
ON COMPLIANCE AND OTHER MATTERS BASED ON AN AUDIT OF FINANCIAL STATEMENTS
PERFORMED IN ACCORDANCE WITH "GOVERNMENT AUDITING STANDARDS"**

**To the President and
Members of the Board of Education
Southwestern Central School District
Jamestown, New York**

We have audited in accordance with auditing standards generally accepted in the United States of America and the standards applicable to financial audits contained in *Government Auditing Standards* issued by the Comptroller General of the United States, the financial statements of the governmental activities and each major fund of **Southwestern Central School District** as of and for the year ended June 30, 2024, and the related notes to the financial statements, which collectively comprise **Southwestern Central School District's** basic financial statements and have issued our report thereon dated October 15, 2024.

Report on Internal Control Over Financial Reporting

In planning and performing our audit of the financial statements, we considered **Southwestern Central School District's** internal control over financial reporting (internal control) to determine the audit procedures that are appropriate in the circumstances for the purpose of expressing our opinions on the financial statements, but not for the purpose of expressing an opinion on the effectiveness of **Southwestern Central School District's** internal control. Accordingly, we do not express an opinion on the effectiveness of **Southwestern Central School District's** internal control.

A deficiency in internal control exists when the design or operation of a control does not allow management or employees, in the normal course of performing their assigned functions, to prevent or detect and correct misstatements on a timely basis. A material weakness is a deficiency, or combination of deficiencies, in internal control, such that there is a reasonable possibility that a material misstatement of the District's financial statements will not be prevented, or detected and corrected on a timely basis. A significant deficiency is a deficiency, or a combination of deficiencies, in internal control that is less severe than a material weakness, yet important enough to merit attention by those charged with governance.

Our consideration of internal control over financial reporting was for the limited purpose described in the first paragraph of this section and was not designed to identify all deficiencies in internal control over financial reporting that might be material weaknesses or significant deficiencies and therefore, material weaknesses or significant deficiencies may exist that were not identified. Given these limitations, during our audit we did not identify any deficiencies in internal control that we consider to be a material weakness. However, we identified one deficiency in internal control over financial reporting that we consider to be a significant deficiency described in the accompanying schedule of findings and questioned costs as item II.A.2024-001.

Report on Compliance and Other Matters

As part of obtaining reasonable assurance about whether **Southwestern Central School District's** financial statements are free of material misstatement, we performed tests of its compliance with certain provisions of laws, regulations, contracts and grant agreements, noncompliance with which could have a direct and material effect on the determination of financial statement amounts. However, providing an opinion on compliance with those provisions was not an objective of our audit and, accordingly, we do not express such an opinion. The results of our tests disclosed one instance of noncompliance that is required to be reported under Government Auditing Standards which is described in the accompanying schedule of findings and questioned costs as item II.B. 2024-002.

Southwestern Central School District's Response to Findings

Government Auditing Standards requires the auditor to perform limited procedures on **Southwestern Central School District's** response to the internal controls over compliance finding and compliance and other matters finding identified in our audit in the accompanying schedule of findings and questioned costs. **Southwestern Central School District's** response was not subjected to auditing procedures applied in the audit of the financial statements and, accordingly, we express no opinion on the response.

Purpose of this Report

The purpose of this report is solely to describe the scope of our testing of internal control and compliance and the result of that testing, and not provided an opinion on the effectiveness of the entity's internal control or on compliance. This report is an integral part of an audit performed in accordance with *Government Auditing Standards* in considering the entity's internal control and compliance. Accordingly, this communication is not suitable for any other purpose.

Buffamante Whipple Buttafaro PC

BUFFAMANTE WHIPPLE BUTTAFARO, P.C.

**Olean, New York
October 15, 2024**

Preliminary

**INDEPENDENT AUDITOR'S REPORT ON COMPLIANCE FOR EACH MAJOR FEDERAL PROGRAM
AND ON INTERNAL CONTROL OVER COMPLIANCE REQUIRED BY THE UNIFORM GUIDANCE**

**To the President and
Members of the Board of Education
Southwestern Central School District
Jamestown, New York**

Report on Compliance for Each Major Federal Program

Opinion on Each Major Program

We have audited *Southwestern Central School District's* compliance with the types of compliance requirements identified as subject to audit in the OMB Compliance Supplement that could have a direct and material effect on each of the District's major federal programs for the year ended June 30, 2024. *Southwestern Central School District's* major federal programs are identified in the summary of auditor's results section of the accompanying schedule of findings and questioned costs.

In our opinion, *Southwestern Central School District* complied, in all material respects, with the types of compliance requirements referred to above that could have a direct and material effect on each major federal program for the year ended June 30, 2024.

Basis for Opinion on Each Major Federal Program

We conducted our audit of compliance in accordance with auditing standards generally accepted in the United States of America; the standards applicable to financial audits contained in *Government Auditing Standards*, issued by the Comptroller General of the United States; and the audit requirements of Title 2 U.S. Code of Federal Regulations Part 200, Uniform Administrative Requirements, Cost Principles, and Audit Requirements for Federal Awards (Uniform Guidance). Our responsibilities under those standards and the Uniform Guidance are further described in the Auditor's Responsibilities for the Audit of Compliance section of our report.

We are required to be independent of *Southwestern Central School District* and to meet our other ethical responsibilities, in accordance with relevant ethical requirements relating to our audit. We believe that the audit evidence we have obtained is sufficient and appropriate to provide a basis for our opinion on compliance for each major federal program. Our audit does not provide a legal determination of *Southwestern Central School District's* compliance with the compliance requirements referred to above.

Responsibilities of Management for Compliance

Management is responsible for compliance with the requirements referred to above and for the design, implementation, and maintenance of effective internal control over compliance with the requirements of laws, statutes, regulations, rules, and provisions of contracts or grant agreements applicable to *Southwestern Central School District's* federal programs.

Auditor's Responsibilities for the Audit of Compliance

Our objectives are to obtain reasonable assurance about whether material noncompliance with the compliance requirements referred to above occurred, whether due to fraud or error, and express an opinion on *Southwestern Central School District's* compliance based on our audit. Reasonable assurance is a high level of assurance but is not absolute assurance and therefore is not a guarantee that an audit conducted in accordance with generally accepted auditing standards, *Government Auditing Standards*, and the Uniform Guidance will always detect material noncompliance when it exists. The risk of not detecting material noncompliance resulting from fraud is higher than for that resulting from error, as fraud may involve collusion, forgery, intentional omissions, misrepresentations, or the override of internal control. Noncompliance with the compliance requirements referred to above is considered material if there is a substantial likelihood that, individually or in the aggregate, it would influence the judgment made by a reasonable user of the report on compliance about *Southwestern Central School District* with the requirements of each major federal program as a whole.

Auditor's Responsibilities for the Audit of Compliance (continued)

In performing an audit in accordance with generally accepted auditing standards, *Government Auditing Standards*, and the Uniform Guidance, we:

- Exercise professional judgment and maintain professional skepticism throughout the audit.
- Identify and assess the risks of material noncompliance, whether due to fraud or error, and design and perform audit procedures responsive to those risks. Such procedures include examining, on a test basis, evidence regarding **Southwestern Central School District's** compliance with the compliance requirements referred to above and performing such other procedures as we considered necessary in the circumstances.
- Obtain an understanding of **Southwestern Central School District's** internal control over compliance relevant to the audit in order to design audit procedures that are appropriate in the circumstances and to test and report on internal control over compliance in accordance with the Uniform Guidance, but not for the purpose of expressing an opinion on the effectiveness of **Southwestern Central School District's** internal control over compliance. Accordingly, no such opinion is expressed.

We are required to communicate with those charged with governance regarding, among other matters, the planned scope and timing of the audit and any significant deficiencies and material weaknesses in internal control over compliance that we identified during the audit.

Report on Internal Control Over Compliance

A deficiency in internal control over compliance exists when the design or operation of a control over compliance does not allow management or employees, in the normal course of performing their assigned functions, to prevent, or detect and correct, noncompliance with a type of compliance requirement of a federal program on a timely basis. A material weakness in internal control over compliance is a deficiency, or combination of deficiencies, in internal control over compliance, such that there is a reasonable possibility that material noncompliance with a type of compliance requirement of a federal program will not be prevented, or detected and corrected, on a timely basis. A significant deficiency in internal control over compliance is a deficiency, or a combination of deficiencies, in internal control over compliance with a type of compliance requirement of a federal program that is less severe than a material weakness in internal control over compliance, yet important enough to merit attention by those charged with governance.

Our consideration of internal control over compliance was for the limited purpose described in the Auditor's Responsibilities for the Audit of Compliance section above and was not designed to identify all deficiencies in internal control over compliance that may be material weakness or significant deficiencies in internal control over compliance. Given these limitations, during our audit we did not identify any deficiencies in internal control over compliance that we consider to be material weaknesses, as defined above. However, material weaknesses or significant deficiencies in internal control over compliance may exist that were not identified.

Our audit was not designed for the purpose of expressing an opinion on the effectiveness of internal control over compliance. Accordingly, no such opinion is expressed.

Purpose of this Report

The purpose of this report on internal control over compliance is solely to describe the scope of our testing of internal control over compliance and the results of that testing based on the requirements of the Uniform Guidance. Accordingly, this report is not suitable for any other purpose.

Buffamante Whipple Buttafaro PC

BUFFAMANTE WHIPPLE BUTTAFARO, P.C.

**Olean, New York
October 15, 2024**

**SOUTHWESTERN CENTRAL SCHOOL DISTRICT
SCHEDULE OF FINDINGS AND QUESTIONED COSTS
FOR THE YEAR ENDED JUNE 30, 2024**

Section I - Summary of Auditor's Results

Financial Statements

Type of auditor's opinion(s) issued or whether the financial statements audited were prepared in accordance with GAAP:

Unmodified

Internal control over financial reporting:

Material weakness(es) identified? yes x no
Significant deficiency(ies) identified? x yes none reported

Noncompliance material to financial statements noted? x yes no

Federal Awards

Internal control over major programs:

Material weakness(es) identified? yes x no
Significant deficiency(ies) identified? yes x none reported

Type of auditor's opinion issued on compliance for major programs: Unmodified

Any audit findings disclosed that are required to be reported in accordance with section 2 CFR-200.516(a) yes x no

Federal Program Title	Federal CFDA Number	Amount
Total expenditures of Federal Awards		<u>\$ 2,305,705</u>
Identification of Major Programs Tested:		
COVID-19 ARP - ESSER 3	84.425U	\$ 664,259
COVID-19 ARP - Homeless II	84.425U	1,341
COVID-19 CRRSA - ESSER 2	84.425D	<u>545,937</u>
Total major programs tested		<u>\$ 1,211,537</u>
% of Federal programs tested		<u>53%</u>

Dollar threshold used to distinguish between Type A and Type B programs: \$ 750,000

Auditee qualified as low risk? x yes no

**SOUTHWESTERN CENTRAL SCHOOL DISTRICT
SCHEDULE OF FINDINGS AND QUESTIONED COSTS
FOR THE YEAR ENDED JUNE 30, 2024**

II. FINANCIAL STATEMENTS AUDIT - FINDINGS

A. INTERNAL CONTROL OVER FINANCIAL REPORTING

2024-001 Adjusting Journal Entries, Required Disclosures and Draft Financial Statements

Year ended June 30, 2024

Condition and Criteria: During the current year, adjusting journal entries, along with footnote disclosures were proposed by the auditor's and accepted by the District to properly reflect the financial statements in accordance with generally accepted accounting principles. Some of the adjustments and footnotes were related to converting to the full accrual method for GASB 34 purposes. In addition, a draft of the financial statements was prepared by the auditor's and accepted by the District.

Effect: AU-C Section 265 entitled Communicating Internal Control Related Matters Identified in an Audit, issued by the American Institute of Certified Public Accountants (AICPA) considers the need for significant adjusting journal entries and assistance when preparing the financial statements to be indicative of an internal control deficiency. Without this assistance, the potential risk exists of the District's financial statements not conforming to GAAP.

Auditor's Recommendation: Although auditor's may continue to provide such assistance both now and in the future, under the new pronouncement, the District should continue to review and accept both proposed adjusting journal entries and footnote disclosures, along with the draft financial statements.

School District's Response: The District has received, reviewed and accepted all journal entries, footnote disclosures and draft financial statements proposed for the current year audit and will continue to review similar information in future years. Further, the District believes it has a thorough understanding of these financial statements and has the ability to make informed judgments based on these financial statements.

B. COMPLIANCE AND OTHER MATTERS

2024-002 Unassigned Fund Balance

Year ended June 30, 2024

Condition and Criteria: The District's unassigned fund balance as of June 30, 2024 amounted to \$ 2,542,336 which constitutes approximately 7.11% of the 2024-25 school budget.

Effect: The District's unassigned fund balance violated New York State Education Law, which limits school districts from retaining an unassigned fund balance not greater than 4% of the subsequent years budget.

Auditor's Recommendation: The District should continue to monitor fund balance throughout the year and continue to review its options with regards to reservation and designation of fund balance.

School District's Response: The District realizes that its unassigned fund balance as of June 30, 2024 was in excess of the NYS mandated 4% level. The District has and will continue to monitor fund balance in the future and will review all options with regards to reservation and designation of fund balance.

**SOUTHWESTERN CENTRAL SCHOOL DISTRICT
SCHEDULE OF FINDINGS AND QUESTIONED COSTS
FOR THE YEAR ENDED JUNE 30, 2024**

III. MAJOR FEDERAL AWARD PROGRAMS AUDIT - FINDINGS AND QUESTIONED COSTS

A. COMPLIANCE

Year ended June 30, 2024

There were no findings related to compliance during the year ended June 30, 2024.

B. INTERNAL CONTROL OVER COMPLIANCE

Year ended June 30, 2024

There were no findings related to internal control over compliance during the year ended June 30, 2024.

Preliminary

II. FINANCIAL STATEMENTS AUDIT - FINDINGS

A. INTERNAL CONTROL OVER FINANCIAL REPORTING

2023-001 Adjusting Journal Entries, Required Disclosures and Draft Financial Statements (material weakness)

Year ended June 30, 2023

Summary of Prior Year Finding: Condition and Criteria: Adjusting journal entries, along with footnote disclosures were proposed by the auditors and accepted by the District to properly reflect the financial statements in accordance with generally accepted accounting principles. In addition, a draft of the financial statements was prepared by the auditors and reviewed and accepted by the District. AU-C Section 265 entitled Communicating Internal Control Related Matters Identified in an Audit, issued by the American Institute of Certified Public Accountants (AICPA) considers the need for significant adjusting journal entries and assistance when preparing the financial statements to be indicative of an internal control deficiency.

Current Status: Similar finding related to internal control over financial reporting is being reported upon during the year ended June 30, 2024 as item 2024-001.

B. COMPLIANCE AND OTHER MATTERS

2023-002 Unassigned Fund Balance

Year Ended June 30, 2023

Summary of Prior Year Finding: **Southwestern Central School District's** unassigned fund balance as of June 30, 2023 amounted to approximately \$1,585,000. This amount constitutes approximately 4.79% of the 2023-2024 school budget. The District's unassigned fund balance violated New York State Education Law, which limits school districts from retaining an unassigned fund balance not greater than 4% of the subsequent year's budget.

Current Status: Similar finding related to compliance and other matters is being reported upon during the year ended June 30, 2024 as finding 2024-002.

III. MAJOR FEDERAL AWARD PROGRAMS AUDIT - FINDINGS AND QUESTIONED COSTS

A. COMPLIANCE

Year ended June 30, 2023

There were no findings related to compliance during the year ended June 30, 2023.

B. INTERNAL CONTROL OVER COMPLIANCE

Year ended June 30, 2023

There were no findings related to internal control over compliance during the year ended June 30, 2023.



**To the President and Members of the
Board of Education
and School Administration
Southwestern Central School District
Jamestown, New York**

Ladies and Gentlemen:

We have completed our audit for the year ended June 30, 2024 of the District's financial statements and have issued our reports thereon dated October 15, 2024. Our audit report expressed an unmodified opinion which states that the District's financial statements are in accordance with generally accepted accounting principles for governments and school districts located in New York State. In addition, we have issued a separate report on internal controls over financial reporting and compliance with laws and regulations as required by *Government Auditing Standards*.

In planning and performing our audit of the financial statements of the *Southwestern Central School District* for the year ended June 30, 2024, we considered its internal control structure in order to determine our auditing procedures for the purpose of expressing our opinion on the financial statements and not to provide assurance on the internal control structure and its operation.

Attached to this letter is a schedule of revenue and expense comparisons (modified accrual basis) and analysis of fund equity for the school years ended June 30, 2020 through June 30, 2024. In addition, we have also presented a summary of additional comments which we desire to bring to the board and administration's attention involving various matters. Although such matters were not of sufficient nature to be disclosed in the previously mentioned reports, we do feel the comments should be reviewed and acted upon primarily by the business staff.

We have reviewed the financial statements extensively with the Audit Committee, School Superintendent and the Business Manager. We believe these individuals have a good understanding of the financial condition of the District as well as the comments expressed in our annual report. We have enjoyed working with the District this year, and wish to thank all of the staff who have assisted us during our audit.

Buffamante Whipple Buttafaro PC

BUFFAMANTE WHIPPLE BUTTAFARO, P.C.

**Olean, New York
October 15, 2024**

**SOUTHWESTERN CENTRAL SCHOOL DISTRICT
REVENUE AND EXPENDITURES COMPARISON
AND ANALYSIS OF FUND EQUITY (AMOUNTS IN \$1,000)**

	6/30/2024	6/30/2023	6/30/2022	6/30/2021	6/30/2020
Revenue and other sources					
Property taxes	\$ 14,276	\$ 13,995	\$ 13,698	\$ 13,526	\$ 13,199
State aid	17,845	15,822	16,907	14,563	14,965
All other	1,659	786	815	1,016	695
	<u>33,780</u>	<u>30,603</u>	<u>31,420</u>	<u>29,105</u>	<u>28,859</u>
Expenditures and other uses					
General support	3,645	3,663	3,283	3,145	3,406
Instruction	16,269	14,602	13,757	13,413	13,684
Transportation	1,281	1,171	1,001	812	851
Benefits	6,516	6,089	6,052	5,875	5,930
Debt	3,867	4,061	6,421	5,163	4,439
Community services	39	44	37	18	26
Transfers	2,100	108	100	-	-
	<u>33,717</u>	<u>29,738</u>	<u>30,651</u>	<u>28,426</u>	<u>28,336</u>
Excess (deficiency) of revenue over expenditures	63	865	769	679	523
Fund equity					
Beginning of year	6,413	5,548	4,779	4,026	3,503
Prior period adjustment	-	-	-	74	-
End of year	<u>\$ 6,476</u>	<u>\$ 6,413</u>	<u>\$ 5,548</u>	<u>\$ 4,779</u>	<u>\$ 4,026</u>
Analysis of fund equity					
Reserve for capital	\$ 68	\$ 2,008	\$ 1,200	\$ 1,200	\$ -
Reserve for retirement system	1,051	890	784	934	1,083
Reserve for TRS	448	276	175	200	100
Reserve for employee benefits	1,075	362	80	100	-
Reserve for unemployment insurance	73	227	225	225	249
Reserve for tax certiorari	193	327	415	127	51
Committed fund balance	69	67	69	64	-
Next year's budget	550	450	540	550	650
Reserve for encumbrances	407	220	186	124	209
Unassigned	2,542	1,586	1,874	1,255	1,684
	<u>\$ 6,476</u>	<u>\$ 6,413</u>	<u>\$ 5,548</u>	<u>\$ 4,779</u>	<u>\$ 4,026</u>

SOUTHWESTERN CENTRAL SCHOOL DISTRICT
SUMMARY OF ADDITIONAL COMMENTS
FOR THE YEAR ENDED JUNE 30, 2024

Future Governmental Accounting Standards – GASB 101 – Compensated Absences

Governmental Accounting Standards Board has issued Statement No. 101, Compensated Absences which will be effective for the fiscal year ending June 30, 2025. The standard provides guidance on how the District will account for and disclose obligations related to compensated absences, including vacation leave, sick leave, and other similar benefits. We recommend that the District begin to familiarize themselves with the new compensated absences standard, which may include continuing education, webinars and further training.

District response: The District will participate in trainings or webinars on the topics when they become available.

Preliminary

SOUTHWESTERN CENTRAL SCHOOL DISTRICT

***EXTRACLASSROOM ACTIVITY FUND
FINANCIAL STATEMENT***

FOR THE FISCAL YEAR ENDED JUNE 30, 2024

***WITH REPORT OF
CERTIFIED PUBLIC ACCOUNTANTS***

Preliminary

**SOUTHWESTERN CENTRAL SCHOOL DISTRICT
EXTRACLASSROOM ACTIVITY FUND**

TABLE OF CONTENTS

	<u>Page</u>
Independent Auditor's Report	1-2
Extraclassroom Financial Statements	
Statement of Receipts and Disbursements - Cash Basis.....	3
Note to Financial Statement.....	4

Preliminary

INDEPENDENT AUDITOR'S REPORT

**To the President and
Members of the Board of Education
Southwestern Central School District
Jamestown, New York**

Qualified Opinion

We have audited the accompanying statement of cash receipts and disbursements of the Extraclassroom Activity Fund of the **Southwestern Central School District** for the year ended June 30, 2024, and the related notes to the financial statement.

In our opinion, except for the effects of any adjustments that might have been determined to be necessary had we been able to perform adequate auditing procedures in regard to the receipts referred to in the basis for qualified opinion paragraph, the financial statement referred to above present fairly, in all material respects, the cash transactions of the Extraclassroom Activity Fund of **Southwestern Central School District**, for the year ended June 30, 2024 on the basis of accounting described in Note 1.

Basis for Qualified Opinion

The records of the Extraclassroom funds of the **Southwestern Central School District** were not adequate to permit the application of adequate auditing procedures to indicate whether all receipts were recorded.

We conducted our audit in accordance with auditing standards generally accepted in the United States of America and the standards applicable to financial audits contained in Government Auditing Standards, issued by the Comptroller General of the United States. Our responsibilities under those standards are further described in the Auditor's Responsibilities for the Audit of the Financial Statements section of our report. We are required to be independent of the **Southwestern Central School District** and to meet our other ethical responsibilities, in accordance with the relevant ethical requirements relating to our audit. We believe that the audit evidence we have obtained is sufficient and appropriate to provide a basis for our qualified audit opinion.

Basis of Accounting

We draw attention to Note 1 of the financial statement, which describes the basis of accounting. The financial statement is prepared on the cash basis of accounting, which is a basis of accounting other than accounting principles generally accepted in the United States of America. Our opinion is not modified with respect to this matter.

Responsibilities of Management for the Financial Statements

Management is responsible for the preparation and fair presentation of the financial statement in accordance with the cash basis of accounting described in Note 1, and for determining that the cash basis of accounting is an acceptable basis for the preparation of the financial statement in the circumstances. Management is also responsible for the design, implementation, and maintenance of internal control relevant to the preparation and fair presentation of financial statements that are free from material misstatement, whether due to fraud or error.

In preparing the financial statements, management is required to evaluate whether there are conditions or events, considered in the aggregate, that raise substantial doubt about the Extraclassroom Activity Fund of **Southwestern Central School District's** ability to continue as a going concern for twelve months beyond the financial statement date, including any currently known information that may raise substantial doubt shortly thereafter.

Auditor's Responsibilities for the Audit of the Financial Statements

Our objectives are to obtain reasonable assurance about whether the financial statements as a whole are free from material misstatement, whether due to fraud or error, and to issue an auditor's report that includes our opinion. Reasonable assurance is a high level of assurance but is not absolute assurance and therefore is not a guarantee that an audit conducted in accordance with generally accepted auditing standards and *Government Auditing Standards* will always detect a material misstatement when it exists. The risk of not detecting a material misstatement resulting from fraud is higher than for one resulting from error, as fraud may involve collusion, forgery, intentional omissions, misrepresentations, or the override of internal control. Misstatements are considered material if there is a substantial likelihood that, individually or in the aggregate, they would influence the judgment made by a reasonable user based on the financial statement.

Auditor's Responsibilities for the Audit of the Financial Statements (continued)

In performing an audit in accordance with generally accepted auditing standards and Government Auditing Standards, we:

- Exercise professional judgment and maintain professional skepticism throughout the audit.
- Identify and assess the risks of material misstatement of the financial statement, whether due to fraud or error, and design and perform audit procedures responsive to those risks. Such procedures include examining, on a test basis, evidence regarding the amounts and disclosures in the financial statement.
- Obtain an understanding of internal control relevant to the audit in order to design audit procedures that are appropriate in the circumstances, but not for the purpose of expressing an opinion on the effectiveness of the Extraclassroom Activity Fund of **Southwestern Central School District's** internal control. Accordingly, no such opinion is expressed.
- Evaluate the appropriateness of accounting policies used and the reasonableness of significant accounting estimates made by management, as well as evaluate the overall presentation of the financial statement.
- Conclude whether, in our judgment, there are conditions or events, considered in the aggregate, that raise substantial doubt about Extraclassroom Activity Fund of **Southwestern Central School District's** ability to continue as a going concern for a reasonable period of time.

We are required to communicate with those charged with governance regarding, among other matters, the planned scope and timing of the audit, significant audit findings, and certain internal control-related matters that we identified during the audit.

Other Reporting Required by Government Auditing Standards

In accordance with Government Auditing Standards, we have also issued our report dated October 15, 2024, on our consideration of the **Southwestern Central School District's** internal control over financial reporting and on our tests of its compliance with certain provisions of laws, regulations, contracts, and grant agreements and other matters. The purpose of that report is solely to describe the scope of our testing of internal control over financial reporting and compliance and the results of that testing, and not to provide an opinion on the effectiveness of the **Southwestern Central School District's** internal control over financial reporting or on compliance. That report is an integral part of an audit performed in accordance with Government Auditing Standards in considering **Southwestern Central School District's** internal control over financial reporting and compliance.

Buffamante Whipple Buttafaro PC

BUFFAMANTE WHIPPLE BUTTAFARO, P.C.

**Olean, New York
October 15, 2024**

SOUTHWESTERN CENTRAL SCHOOL DISTRICT
STATEMENTS OF RECEIPTS AND DISBURSEMENTS – CASH BASIS
JULY 1, 2023 THROUGH JUNE 30, 2024

	Balances July 1, 2023	Total Receipts	Total Receipts & Balances	Total Payments	Balances June 30, 2024
Extracurricular activities:					
Art Club	\$ 3,261	\$ 150	\$ 3,411	\$ 593	\$ 2,818
Band	1,914	9,191	11,105	8,468	2,637
Camera Club	1,135	751	1,886	80	1,806
Choir	5,781	15,555	21,336	17,420	3,916
Class of 2021	-	1,390	1,390	1,390	-
Class of 2022	-	6,579	6,579	6,579	-
Class of 2023	1,524	26,027	27,551	27,365	186
Class of 2024	2,981	14,045	17,026	16,906	120
Class of 2025	2,443	22,500	24,943	14,915	10,028
Class of 2026	4,219	2,051	6,270	2,587	3,683
Class of 2027	-	6,535	6,535	4,077	2,458
DECA Club	(1)	3,384	3,383	3,384	(1)
Entrepreneurship	3,061	1,532	4,593	1,358	3,235
French Club	1,543	14,070	15,613	12,920	2,693
High School Bowl	397	309	706	609	97
HS Student Council	3,735	21,470	25,205	22,091	3,114
KeyClub	190	676	866	637	229
MS Student Council	5,702	2,615	8,317	2,665	5,652
Musical	11,285	41,240	52,525	39,509	13,016
National Honor Society	205	5,767	5,972	5,930	42
NYS Taxes	(1)	3,854	3,853	3,853	-
Orchestra	2,164	3,010	5,174	2,856	2,318
SADD Club	157	-	157	-	157
Ski Club	4,618	400	5,018	4,993	25
Spanish Club	3,033	3,815	6,848	4,696	2,152
Spectrum	87	403	490	452	38
Yearbook	7,733	2,148	9,881	1,908	7,973
Total activity fund	\$ 67,166	\$ 209,467	\$ 276,633	\$ 208,241	\$ 68,392

**SOUTHWESTERN CENTRAL SCHOOL DISTRICT
EXTRACLASSROOM ACTIVITY FUND
NOTE TO FINANCIAL STATEMENT
FOR THE YEAR ENDED JUNE 30, 2024**

NOTE 1 - SUMMARY OF SIGNIFICANT ACCOUNTING POLICIES

The transactions of the Extraclassroom Activity Fund are included in the financial statements of the School District. Cash balances are included in the General Fund as cash, with a corresponding amount recorded as a committed fund balance.

The accounts of the Extraclassroom Activity Fund of **Southwestern Central School District** are maintained on a cash basis, and the statement of cash receipts and disbursements reflects only cash received and disbursed. Therefore, receivables and payables, inventories, long-lived assets, and accrued income and expenses, which would be recognized under generally accepted accounting principles, and which may be material in amount, are not recognized in the accompanying financial statement.

Preliminary



BUFFAMANTE WHIPPLE BUTTAFARO, P.C.

Certified Public Accountants ▲ Business Advisors

**To the President and
Members of the Board of Education
Southwestern Central School District
Jamestown, New York**

Ladies and Gentlemen,

In planning and performing our audit of the statement of cash receipts and disbursements – cash basis of the Extraclassroom Activity Fund of **Southwestern Central School District** as of and for the year ended June 30, 2024, in accordance with auditing standards generally accepted in the United States of America, we considered **Southwestern Central School District's** internal control over financial reporting (internal control) as a basis for designing audit procedures that are appropriate in the circumstances for the purpose of expressing our opinions on the financial statements, but not for the purpose of expressing an opinion on the effectiveness of **Southwestern Central School District's** internal control. Accordingly, we do not express an opinion on the effectiveness of **Southwestern Central School District's** internal control.

Our consideration of internal control was for the limited purpose described in the preceding paragraph and was not designed to identify all deficiencies in internal control that might be material weaknesses or significant deficiencies and therefore material weaknesses or significant deficiencies may exist that were not identified. However, as discussed below, we identified a deficiency in internal control that we consider to be a material weakness.

A deficiency in internal control exists when the design or operation of a control does not allow management or employees, in the normal course of performing their assigned functions, to prevent, or detect and correct, misstatement on a timely basis. A material weakness is a deficiency, or a combination of deficiencies in internal control, such that there is a reasonable possibility that a material misstatement of the entity's financial statements will not be prevented, or detected and corrected, on a timely basis. We consider the following deficiency in internal control to be a material weakness:

Point of Sale Records

We noted several instances where the receipt of cash lacked point of sale records. Each cash receipt received by the central treasurer should be accompanied by supporting documentation which reconciles cash received to participation times rates/fees. Due to the lack of point of sale records, cash receipts are not adequate to permit the application of the necessary auditing procedures to indicate whether receipts were recorded. We recommend that point of sale records be filled out in detail or an appropriate summary be attached by the student treasurer or teacher advisor, and be verified or reviewed by the central treasurer.

District response: The District will review how point of sale documentation is completed and review with the class advisors.

This communication is intended solely for the information and use of management, Board of Education, and others within **Southwestern Central School District**, and is not intended to be, and should not be, used by anyone other than these specified parties.

Buffamante Whipple Buttafaro PC

BUFFAMANTE WHIPPLE BUTTAFARO, P.C.

**Olean, New York
October 15, 2024**

October 15, 2024

To the Audit Committee
and Board of Education
Southwestern Central School District
600 Hunt Road
Jamestown, New York 14701

We have audited the financial statements of Southwestern Central School District as of and for the year ended June 30, 2024 and have issued our report dated October 15, 2024. Professional standards require that we provide you with information about our responsibilities under generally accepted auditing standards and Governmental Auditing standards and the Uniform Guidance, as well as certain information related to the planned scope and timing of our audit. We have communicated such information in our letter to you dated May 1, 2024. Professional standards also require that we communicate to you the following information related to our audit.

Significant Audit Findings

Qualitative Aspects of Accounting Practices

Management is responsible for the selection and use of appropriate accounting policies. The significant accounting policies used by Southwestern Central School District are described in Note 1 to the financial statements. No new accounting standards were implemented in the current year by the District. We noted no transactions entered into by the governmental unit during the year for which there is a lack of authoritative guidance or consensus. There are no significant transactions that have been recognized in the financial statements in a different period than when the transaction occurred.

Accounting estimates are an integral part of the financial statements prepared by management and are based on management's knowledge and experience about past and current events and assumptions about future events. Certain accounting estimates are particularly sensitive because of their significance to the financial statements and because of the possibility that future events affecting them may differ significantly from those expected. The most sensitive estimate(s) affecting the financial statements were:

Management's estimate of depreciation is based on estimates of useful lives of assets and cost basis of certain assets were derived from a third-party independent appraisal company. We evaluated the key factors and assumptions used to develop depreciation in determining that it is reasonable in relation to the financial statements taken as a whole.

In addition, the District also has estimated future costs associated with pension and other post-employment benefits and has recorded a net pension liability-ERS, net pension asset-TRS, and an other post-employment benefit liability based on an actuarial study performed by a third-party actuary. We evaluated the key assumptions used to develop this study and its reasonableness in relation to the financial statements. Management believes that the liabilities reported on the Statement of Net Position are not materially misstated as of June 30, 2024.

Certain financial statement disclosures are particularly sensitive because of their significance to financial statement users. The most sensitive disclosure affecting the financial statements is Note 3 (long-term debt) and Note 8 (COVID-19 pandemic).

The financial statement disclosures are neutral, consistent, and clear.

Difficulties Encountered in Performing the Audit

We encountered no significant difficulties in dealing with management in performing and completing our audit.

Corrected and Uncorrected Misstatements

Professional standards require us to accumulate all known and likely misstatements identified during the audit, other than those that are clearly trivial, and communicate them to the appropriate level of management. Management has corrected all such misstatements. Management has indicated to us that it has accepted the journal entries as proposed.

Disagreements with Management

For purposes of this letter, a disagreement with management is a financial accounting, reporting, or auditing matter, whether or not resolved to our satisfaction, that could be significant to the financial statements or the auditor's report. We are pleased to report that no such disagreements arose during the course of our audit.

Management Representations

We have requested certain representations from management that are included in the management representation letter dated October 15, 2024.

Management Consultations with Other Independent Accountants

In some cases, management may decide to consult with other accountants about auditing and accounting matters, similar to obtaining a "second opinion" on certain situations. If a consultation involves application of an accounting principle to the governmental unit's financial statements or a determination of the type of auditor's opinion that may be expressed on those statements, our professional standards require the consulting accountant to check with us to determine that the consultant has all the relevant facts. To our knowledge, there were no such consultations with other accountants.

Other Audit Findings or Issues

We generally discuss a variety of matters, including the application of accounting principles and auditing standards, with management each year prior to retention as the governmental unit's auditors. However, these discussions occurred in the normal course of our professional relationship and our responses were not a condition to our retention.

Other Matters

We applied certain limited procedures to the required supplementary information (RSI), which supplements the basic financial statements. Our procedures consisted of inquiries of management regarding the methods of preparing the information and comparing the information for consistency with management's responses to our inquiries, the basic financial statements, and other knowledge we obtained during our audit of the basic financial statements. We did not audit the RSI and do not express an opinion or provide any assurance on the RSI.

We were engaged to report on supplementary information which accompany the financial statements but are not RSI. With respect to this supplementary information, we made certain inquiries of management and evaluated the form, content, and methods of preparing the information to determine that the information complies with accounting principles generally accepted in the United States of America, the method of preparing it has not changed from the prior period, and the information is appropriate and complete in relation to our audit of the financial statements. We compared and reconciled the supplementary information to the underlying accounting records used to prepare the financial statements or to the financial statements themselves.

This information is intended solely for the use of the Board and management of Southwestern Central School District and is not intended to be and should not be used by anyone other than these specified parties.

Very truly yours,

Buffamante Whipple Buttafaro PC

BUFFAMANTE WHIPPLE BUTTAFARO, P.C.