

# District 205

## Board of Education Meeting

SEPTEMBER 14, 2011



### Serving All or Portions of the Following Communities:

Blue Island \* Burnham \* Calumet City \* Dixmoor \* Dolton \* East Hazel Crest \*  
Harvey \* Hazel Crest \* Lansing \* Markham \* Phoenix \* Posen \* Riverdale \*  
South Holland \* Thornton

# OPEN SESSION



# ROLL CALL



# PLEDGE OF ALLEGIANCE





# COMMITTEE OF THE WHOLE

- Report from Curriculum Committee
- Report from Finance Committee
- Report from Policy Committee
- Report from Discipline Committee



# CONSENT AGENDA



- Approval of Minutes: Regular Meeting and Executive Session of August 10, 2011
- Approval of District 205 Bills: Dated August 10, August 18, August 26, September 1 and September 8, 2011
- Personnel: Approval of Resignations, Leave of Absence and Employment

# PUBLIC PARTICIPATION



**We now open the Public Participation section of our agenda. At this time, members of the community are invited to address the Board. We ask that you state your name and town, limit your total time to three minutes, and talk only about items on the current Board Agenda. In addition, if your comments are of a critical nature about specific people, the Board requests that you present your comments during the personnel portion of the “executive session.”**

# FOIA

- Dr. Lyke



# COMMUNICATIONS

- Mr. Doss





# Communications

## **Broadcasting and Recording Board Meetings**

Any person may record or broadcast an open Board meeting. Special requests to facilitate recording or broadcasting an open Board meeting, such as seating, writing surfaces, lighting, and access to electrical power, should be directed to the Superintendent at least 24 hours before the meeting.

Recording meetings shall not distract or disturb Board members, other meeting participants, or members of the public. The Board President may designate a location for recording equipment, may restrict the movements of individuals who are using recording equipment, or may take such other steps as are deemed necessary to preserve decorum and facilitate the meeting. Please know, if you participate in public participation, you are part of the Board meeting and may be taped.



# Communications

Thornridge High School

- ***Destiny Thompson competed at the NAACP, ACT-SO***
- Through her success at the local level of the NAACP's Afro-Academic, Cultural, Technological and Scientific Olympics (ACT-SO), Destiny Thompson competed in Prose Reading at the National Competition in Los Angeles in July.



# Communications

## Thornton Township High School

- Marching band performed in the televised Bud Billiken Parade
- Freshman Academy students participated in the HBCU College Fair held at Soldier Field





# Communications

## Thornton Alumni Legacy Fund Golf Outing

- Primary fundraiser for the organization.
- This year's contributions grossed well over \$100,000.
- All contributions will be used to fund immediate needs and scholarships.



# Communications

## Thornwood High School Varsity Football Starts Strong

- Thornwood Varsity Football team is 3-0.
- The Thunderbirds defeated Bloom – 27-14; Rich South -29-21; and Lincoln-Way-North 20-14.
- The Thunderbirds received strong performances from Patrick Bolton, Cedric Doxy, Raheem Gardner, Allen Jenkins and Larry Moore.

Great start Thunderbirds!



# Communications

Welcome  
James Walton  
Principal Thornridge High School

Mr. Walton is the former principal of Manley High School. He has also served in administrative capacities at Best Practice High School and Kenwood Academy. He has experience with data-driven instruction, interim assessments, and conflict resolution strategies for students.



# Communications

Welcome  
Doug Ogarek  
Director of Business Operations

Mr. Ogarek is a Certified Public Accountant and is certified by the Illinois State Board of Education as a Chief School Business Official. As a former auditor for McGladrey & Pullen, LLP he has had a great deal of experience in the school finance arena. Doug has a goal to ensure that all resources are used efficiently and in the best way possible to promote learning and student success.



# Communications

## **Special Thanks Mr. Willie Richardson**

- Mr. Richardson connected our district with Mr. Boggs and Mr. Regan, from the Chicago Fire Department.
- They met with Mrs. Dorith Johnson and they are willing to bring firemen in as guest speakers, participate in our career fair, and provide free mentoring to our students.



# Communications

## More Information More Often

- Previously District 205 sent grade updates home through the mail every three weeks.
- We will now be sending weekly grade updates home to parents/guardians through email.
- This will allow us to give you more up to date information more often on your student's progress.
- You will still receive quarter and semester grades in the mail.

In order for you to receive the weekly grade updates we need your email address. Please email us with your name, your student's name and your student's ID number so that we can send you these updates.

- Thornridge – [fisher.lavonne@district205.net](mailto:fisher.lavonne@district205.net)
- Thornton – [mason.anniece@district205.net](mailto:mason.anniece@district205.net)
- Thornwood – [crabtree.donna@district205.net](mailto:crabtree.donna@district205.net)



# Communications

## Comcast Internet Essentials Program

The Internet Essentials Program is offered through Comcast with the goal of closing the digital divide in the communities they serve.

### **Eligibility**

- Must reside in an area serviced by Comcast
- Have s student enrolled in school and receiving fee or reduced lunch
- Not subscribed to Comcast internet service within the previous 90 days.

For more information and to enroll contact Comcast  
1-855-846-8376

# UPCOMING EVENTS



## September

- **Sept. 16** – ACT Registration Deadline for October 22
- **Sept. 22** – Parent Teacher Conference
- **Sept. 23** – Parent Teacher Conference – **NO SCHOOL**
- **Sept. 26** – Coffee Chat with Dr. Lyke, 8:30 – 9:30am
- **Sept. 28** – Late Start



# UPCOMING EVENTS



## October

- **Oct. 1** – SAT Test Date
- **Oct. 7** – SAT Registration Deadline for November 5
- **Oct. 10** – Columbus Day – **NO SCHOOL**
- **Oct. 11** – Student Board of Education Meeting – Thornridge H.S. at 4pm
- **Oct. 12** – Board of Education Meeting – Thornridge H.S. at 6:30pm

# UNFINISHED BUSINESS



# NEW BUSINESS

- Faculty Association –  
**Mr. Ken Wendorff, *President***



## NEW BUSINESS



- Presentation of Changes to Heat Policy (*Policy Section 4:170*) –  
**Mr. Ratliff (30-Day Review)**

## NEW BUSINESS



- Recommended Approval of Cancellation of Small Transportation Bid (*Policy Section 4:60*)—**Mrs. Ablin (*Approval Needed*)**



# Small Group Transportation

- *June 22, 2011* – Small Group Transportation went out to bid per Board decision
- *July 6, 2011* – Mid-process, all bids were cancelled
- *August, 2011* – No bids were awarded and Special Needs students needed transportation.
- *August 23, 2011* – Presentation to Finance Committee to retain Tri-Excellence for the school year and go to bid for 2012-2013 school-year.
- *Today* – Seek approval to reject bids and utilize Tri-Excellence for the remainder of the school year on a month-to-month basis.

## NEW BUSINESS



- Recommended Approval of Intergovernmental Agreement (*Policy Section 1:20*) –  
**Dr. Lyke (*Approval Needed*)**

## NEW BUSINESS



- Public Hearing on the 2011-2012 District 205 Budget (*Policy Section 4:10*) –  
**Mr. Grossi (*No Action*)**



## NEW BUSINESS



- Recommended Approval of the 2011-2012 District 205 Budget (*Policy Section 4:10*) – **Mr. Grossi (*Approval Needed*)**

# Thornton Township High School District 205

**2011 2012 Budget Presentation**

# Summary of Budget vs. Prior Year

## THORNTON TOWNSHIP HIGH SCHOOL DISTRICT 205 BUDGET SUMMARY - JULY 1, 2011 - JUNE 30, 2012 FISCAL YEAR

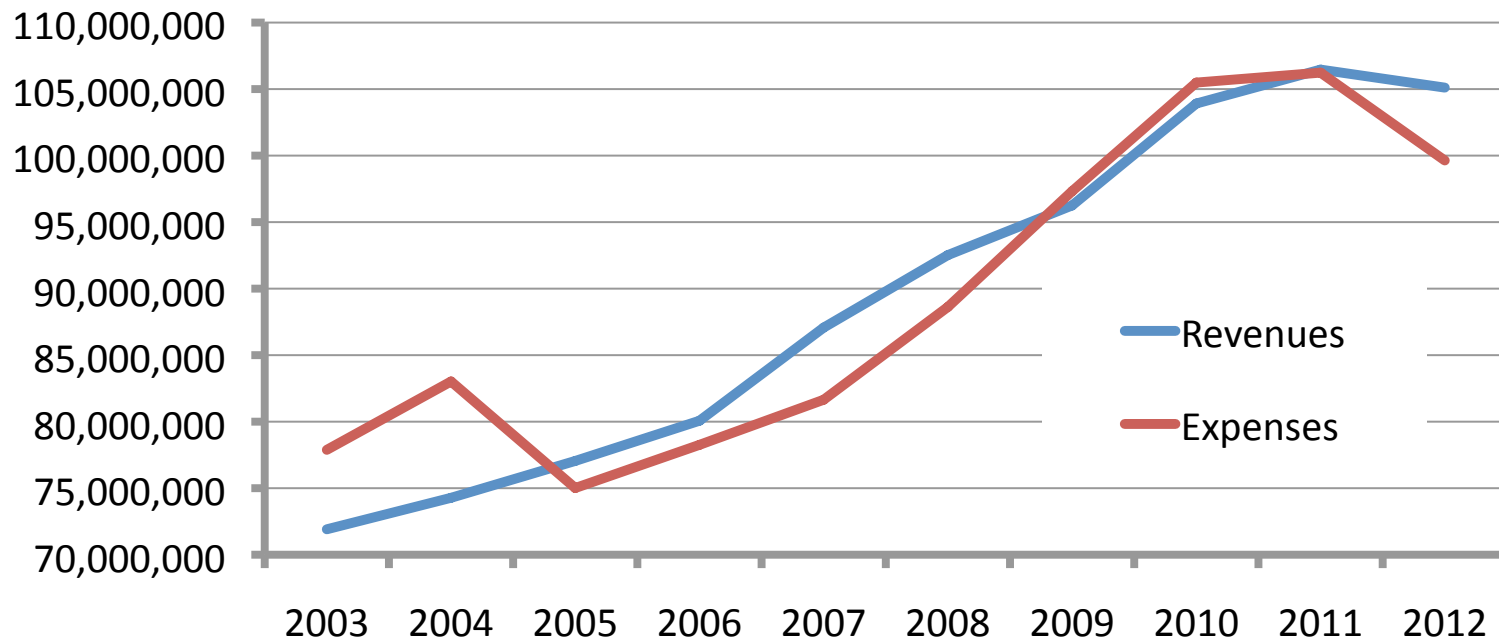
	FYE Jun-11	PRELIMINARY BUDGET FYE Jun-12	FINAL BUDGET FYE Jun-12	
<b>BEGINNING FUND BALANCE</b>	<b>73,341,000</b>	<b>64,026,000</b>	<b>64,026,000</b>	
<b>REVENUES:</b>				
Real Estate Taxes	59,385,000	60,200,000	60,200,000	Slight increase due to modest increase in consumer price index
Replacement Tax	3,992,000	3,700,000	3,522,000	Based off figure provide by Illinois Department of Revenue
Other Local Revenues	3,998,000	3,400,000	3,400,000	Interest rates decreasing, less students equal less fees
Flow-Through Revenues	217,000	200,000	200,000	Consistent with prior year's figures
General State-Aid (Formula)	19,636,000	16,356,000	16,379,000	Decrease of 1,000 students. Will drop additional \$2 million in 2013 and 2014
General State-Aid (Poverty)	9,937,000	14,742,000	14,742,000	District benefits from "quirk" in funding formula related to low-income %.
Restricted State Grants	3,432,000	1,542,000	1,542,000	Decrease in grant levels and delay in payments due to State's economic woes
Prior Year Grants	8,676,000	4,135,000	4,135,000	Assumes District will receive all funds due as of June 30, 2011
One-Time Federal Grants	2,642,000	3,804,000	3,216,000	Remaining ARRA Funds including Jobs Growth money and ARRA Title 1
Restricted Federal Grants	6,863,000	6,674,000	6,674,000	Drop in student count beginning to effect grant levels
<b>TOTAL REVENUES</b>	<b>118,778,000</b>	<b>114,753,000</b>	<b>114,010,000</b>	<b>Represent a decrease in revenues of approximately 4%</b>
<b>EXPENSES:</b>				
Salaries	50,483,000	51,500,000	47,500,000	Increase in salaries, savings from retirements, decrease in staff size
Employee Benefits	11,111,000	11,859,000	11,240,000	Large increase in health insurance premiums offset by staff size decrease
Purchased Services	25,413,000	22,000,000	23,286,000	Eliminate some grant related expenses
Supplies & Materials	4,229,000	3,553,000	3,553,000	Eliminate some grant related expenses
Capital Outlay (Non-Projects)	3,446,000	1,318,000	1,329,000	Historical levels (doesn't include major projects)
Capital Outlay (Projects)	14,000,000	15,000,000	15,000,000	Estimate based off of current project load
Out of District Tuition	10,347,000	11,188,000	10,988,000	Approximate three year average
Repayment of SIP Grant	0	1,538,000	1,538,000	Fund were received in prior fiscal year. Assumes District must repay State.
Debt Payments	8,623,000	8,343,000	8,343,000	District has relatively level debt repayment schedule
Other Expenses	441,000	200,000	200,000	Historical Averages
<b>TOTAL EXPENSES</b>	<b>128,093,000</b>	<b>126,499,000</b>	<b>122,977,000</b>	<b>Represents a decrease in expenses of approximately 3.2%</b>
<b>REVENUES VS. EXPENSES</b>	<b>(9,315,000)</b>	<b>(11,746,000)</b>	<b>(8,967,000)</b>	
<b>ENDING FUND BALANCE</b>	<b>64,026,000</b>	<b>52,280,000</b>	<b>55,059,000</b>	
<b>Less: Capital Reserve</b>	<b>38,000,000</b>	<b>23,000,000</b>	<b>23,000,000</b>	
<b>AVAILABLE FUND BALANCE</b>	<b>26,026,000</b>	<b>29,280,000</b>	<b>32,059,000</b>	<b>Represents approximately 3.5 months worth of expenses</b>

# Summary of Budget by Fund

## Thornton Township High School District 205 All Fund Types 2011-2012 School Budget

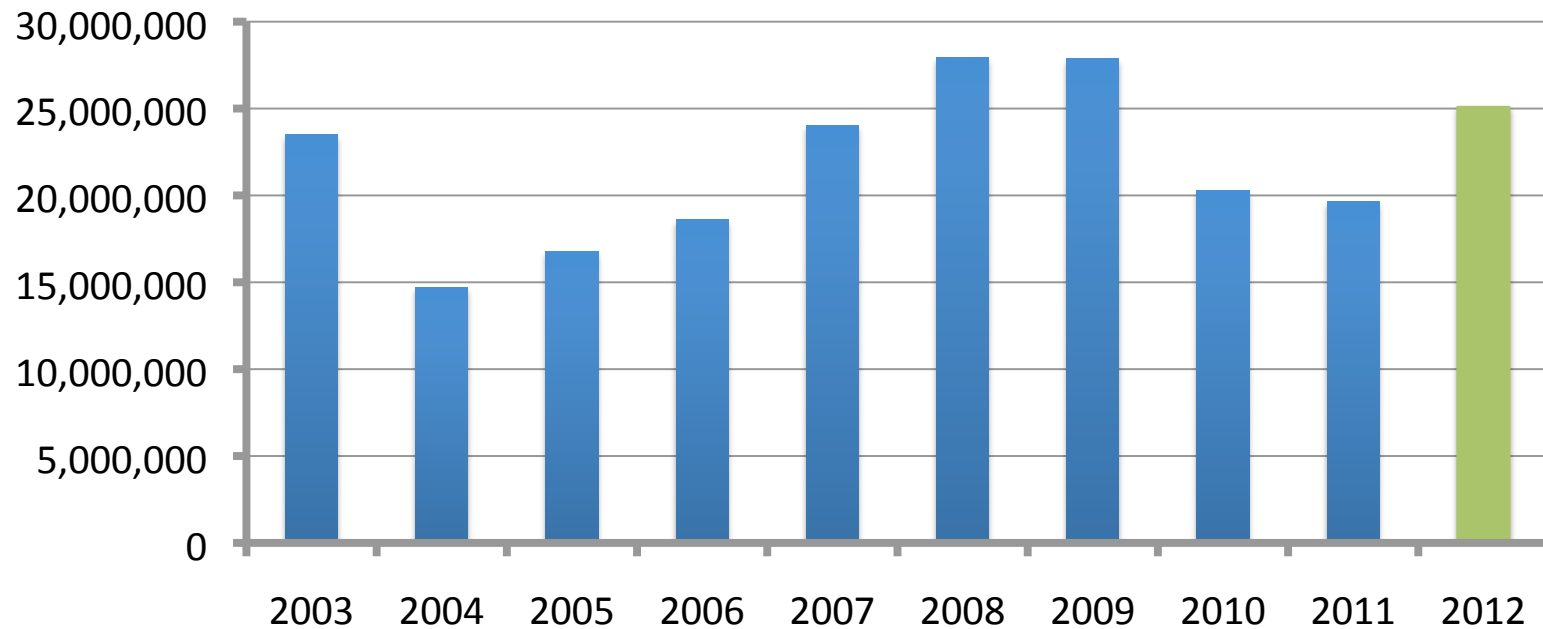
	<u>Education</u>	<u>Operations &amp; Maint.</u>	<u>Bond &amp; Interest</u>	<u>Trans- portation</u>	<u>Municipal Retirement</u>	<u>Capitol Projects</u>	<u>Working Cash</u>	<u>Tort</u>	<u>Life Safety</u>	<u>Total</u>
Fund Balance - July 1, 2011	(11,452,000)	11,850,000	6,402,000	2,050,000	(758,000)	-	56,830,000	(908,000)	12,000	64,026,000
Revenues:										
Local Sources	37,880,000	10,269,000	8,900,000	8,185,000	251,000	-	1,120,000	517,000	-	67,122,000
Flow-Through	200,000									
State Sources	28,685,000	-	-	3,284,000	2,000,000	-	-	2,000,000	-	35,969,000
Federal Sources	<u>10,720,000</u>	<u>-</u>	<u>-</u>	<u>-</u>	<u>-</u>	<u>-</u>	<u>-</u>	<u>-</u>	<u>-</u>	<u>10,720,000</u>
Total Revenues	77,485,000	10,269,000	8,900,000	11,469,000	2,251,000	-	1,120,000	2,517,000	-	114,011,000
Expenditures:										
Salaries	47,440,000	-	-	60,000	-	-	-	-	-	47,500,000
Employee Benefits	9,937,000	-	-	-	1,303,000	-	-	-	-	11,240,000
Purchased Services	12,665,000	1,851,000	-	8,838,000	-	-	-	1,470,000	-	24,824,000
Supplies and Materials	1,393,000	2,160,000	-	-	-	-	-	-	-	3,553,000
Capital Outlay	458,000	860,000	-	-	-	15,000,000	-	-	-	16,318,000
Other Objects	200,000	-	8,343,000	-	-	-	-	-	-	8,543,000
Non-Capitalized Equipment	12,000	-	-	-	-	-	-	-	-	12,000
Tuition	<u>10,988,000</u>	<u>-</u>	<u>-</u>	<u>-</u>	<u>-</u>	<u>-</u>	<u>-</u>	<u>-</u>	<u>-</u>	<u>10,988,000</u>
Total Expenditures	<u>83,093,000</u>	<u>4,871,000</u>	<u>8,343,000</u>	<u>8,898,000</u>	<u>1,303,000</u>	<u>15,000,000</u>	<u>-</u>	<u>1,470,000</u>	<u>-</u>	<u>122,978,000</u>
Revenue Over (Under)										
Expenditures	(5,608,000)	5,398,000	557,000	2,571,000	948,000	(15,000,000)	1,120,000	1,047,000	-	(8,967,000)
Transfers/Bond Proceeds	<u>18,000,000</u>	<u>(8,000,000)</u>	<u>-</u>	<u>-</u>	<u>-</u>	<u>15,000,000</u>	<u>(25,000,000)</u>	<u>-</u>	<u>-</u>	<u>-</u>
Fund Balance - June 30, 2012	<u>940,000</u>	<u>9,248,000</u>	<u>6,959,000</u>	<u>4,621,000</u>	<u>190,000</u>	<u>-</u>	<u>32,950,000</u>	<u>139,000</u>	<u>12,000</u>	<u>55,059,000</u>

# Historical Revenues Vs. Expenses (Excluding Bond Fund)



# Fund Balances

(Excluding Bond Fund and Capital Reserve)



# Concerns Going Forward

- General State-Aid revenues (formula) will decrease approximately \$4 million over the next two years.
- The District utilized \$3.2 million in Federal ARRA funds to help balance budget in FY 2012. This will be the last time the District will receive these funds.
- ISBE has cautioned that there is a risk that future GSA revenues (poverty) may be reduced due to the dramatic increase in cost State-wide.
- IMPORTANT POINT: Even if GSA Poverty is not reduced, the District is projected to experience a revenue drop of over \$5.5 million from FY 2011 to FY 2015.

## NEW BUSINESS



- Recommended Approval of the Naval Science Grant (*Policy Section 4:30*) –  
**Mrs. Johnson (*Approval Needed*)**



## NEW BUSINESS



- Recommended Approval of the 2011 Thornridge Science Lab Renovation Bid (*Policy Section 6:20*) –  
**Dr. Lyke (*Approval Needed*)**

## NEW BUSINESS



- Recommended Approval of the District Cooperative Sports Programs (*Policy Section 7:300*) –  
**Mr. Styrsky (*Approval Needed*)**

## NEW BUSINESS



- Recommended Approval of the Property Tax Appeal Board Resolution (*Policy Section 4:10*) – **Dr. Lyke (*Approval Needed*)**

## NEW BUSINESS



- Recommended Approval of the Application for Recognition of Schools for the 2011-2012 School Year (*Policy Section 1:10*) –  
**Dr. Lyke (*Approval Needed*)**

## NEW BUSINESS



- State of the District Report (*Policy Section 6:340*) –  
**Dr. Lyke, Mrs. Johnson, Mrs. Williams,  
Mr. Ratliff, Mr. Beilfuss (*No Action*)**

# Thornton Township High Schools District 205

## State of the District Report





# Defining Factors

- Prairie State Achievement (PSAE) Scores
  - American College Test (ACT) Scores
  - Gates-MacGinitie Scores
  - Graduation Rates
  - Attendance Rate
  - Discipline Rates
  - College Attendance Rates
  - Scholarship Awards
-

# Prairie State Achievement Exam



- ACT - *Reading, Math, English, Science, Writing*
- ISBE - *Reading, Math, Science*
- WorkKeys - *Reading for Information and Applied Math*





# 2011 PSAE Scores

Determining Academic  
Adequate Yearly Progress (AYP)

## **Mathematics Score**

*ACT Math*

*WorkKeys Applied Mathematics*

## **Reading Score**

*ACT Reading*

*WorkKeys Reading for Information*

# Definition of AYP

- A set percentage of students from a school that must meet or exceed State standards on the designated State test.
- A set percentage of students from a school that must graduate from high school.
- The percentage increases each year.
- 95% of the eligible students must take the test.

Year	Reading/Math	Graduation Rate
2008	62.5%	75%
2009	70%	78%
2010	77.5%	80%
2011	85%	82%
2012	92.5%	84%
2013	92.5%	85%
2014	100%	85%

# PSAE Testing Changes



## **Effective January 2011 Statewide**

- All junior students must take the PSAE
- Schools determine how students are classified as juniors
- In order to be classified as a senior, student must have taken the PSAE
- All students scores count



# Impact of PSAE Changes on 205

**All third year students with 10 credits were classified as juniors. Previously-**

- 2 Math credits (1 had to be Algebra I)
- 2 English credits
- 2 Science credits
- 1 Social Studies credit

Seniors that did not take the PSAE in 2010 would take the PSAE in 2011.

All scores from the juniors and seniors count towards Adequate Yearly Progress (AYP).

# PSAE Reading Percentage Results for “Course Juniors”

School	<u>2009-10</u>	<u>2010-11</u> *For Students with 2+2+2+1
<b>Thornton</b>		
<i>Reading</i>	28	27
<b>Thornridge</b>		
<i>Reading</i>	33	29
<b>Thornwood</b>		
<i>Reading</i>	32	33

# PSAE Math Percentage Results for “Course Juniors”

School	<u>2009-10</u>	<u>2010-11</u> *For Students with 2+2+2+1
<b>Thornton</b>		
<i>Math</i>	36	34
<b>Thornridge</b>		
<i>Math</i>	28	27
<b>Thornwood</b>		
<i>Math</i>	26	24

# PSAE Reading Percentage Results for All Eligible Students

School	<u>2009-10</u>	<u>2010-11</u>
<b>Thornton</b>		
<i>Reading</i>	28	25.1
<b>Thornridge</b>		
<i>Reading</i>	33	20.5
<b>Thornwood</b>		
<i>Reading</i>	32	26.0

# PSAE Math Percentage Results for All Eligible Students

School	<u>2009-10</u>	<u>2010-11</u>
<b>Thornton</b>		
<i>Math</i>	36	17.6
<b>Thornridge</b>		
<i>Math</i>	28	19.7
<b>Thornwood</b>		
<i>Math</i>	26	18.5





# Area Schools Making AYP

The following are the schools in Cook County that met AYP targets in 2010-11:

- Jones College Prep (selective enrollment)
- Lane Tech (selective enrollment)
- Lindblom Tech (selective enrollment)
- North Side Prep (selective enrollment)
- Ogden International H.S. (selective enrollment)
- Payton College Prep (selective enrollment)
- Prospect H.S. Dist. 214
- Young Magnet H.S. (selective enrollment)



# District 205 PSAE Plan

- Testing System Starting Freshman Year
  - EXPLORE
  - PLAN
  - ACT
- Early Interventions
  - Ramp Up to Literacy
  - Ramp Up to Algebra
  - Response to Intervention (RtI)



# District 205 PSAE Plan

- Aligning Curriculum to Common Core Standards
  - Interim Assessments
  - ACT Quality Core Assessments
  - Modification of Instruction Based on Data
  - Weekly WorkKeys Lessons
  - Literacy Across the Curriculum
-



# District 205 PSAE Plan

- Teachers Coached By Trained Reading Coaches
  - Teachers Coached by Trained Math Coaches
  - Practice ACT Tests
  - On-line WorkKeys Practice
  - PSAE Afterschool Preparation Classes
  - PSAE Mentors
-

# Gates-MacGinitie Test

## Freshman Reading

Growth in Reading Grade Equivalents from start of course to end of course

School	2009 – 2010			2010 - 2011		
	Pretest	Post test	Change	Pretest	Post test	Change
Thornton	6.2	8.0	+1.8	6.7	8.4	+1.5
Thornridge	5.9	7.5	+1.6	7.3	8.3	+1.0
Thornwood	7.4	8.6	+1.2	8.0	8.5	+.5

# Composite ACT Scores

	2009 – 2010	2010 - 2011
Thornton	16.2	16.6
Thornridge	16.7	16.8
Thornwood	17.1	16.9

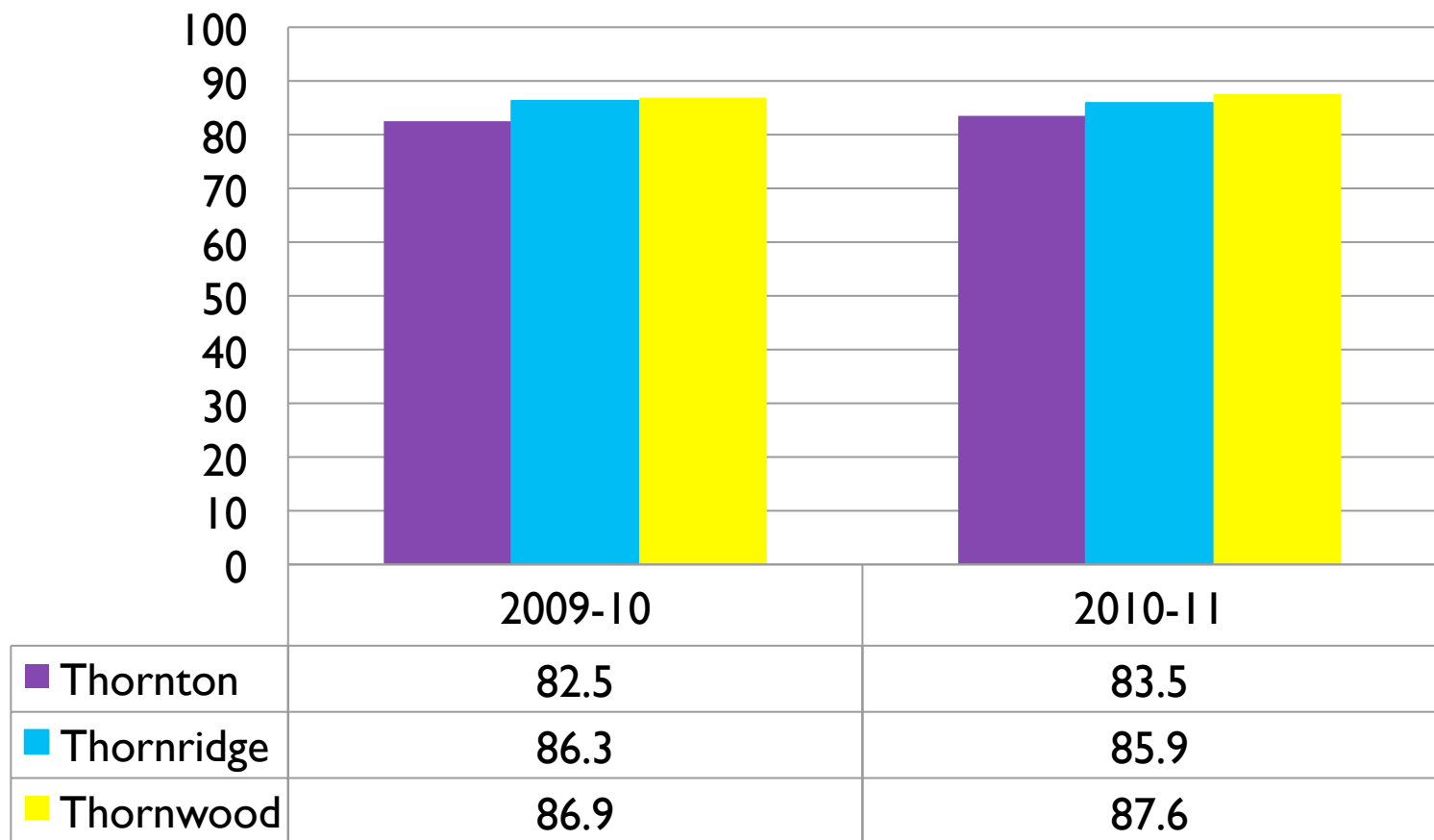
State Average 20.7 (2009-2010)

State Average 20.9 (2010-2011)

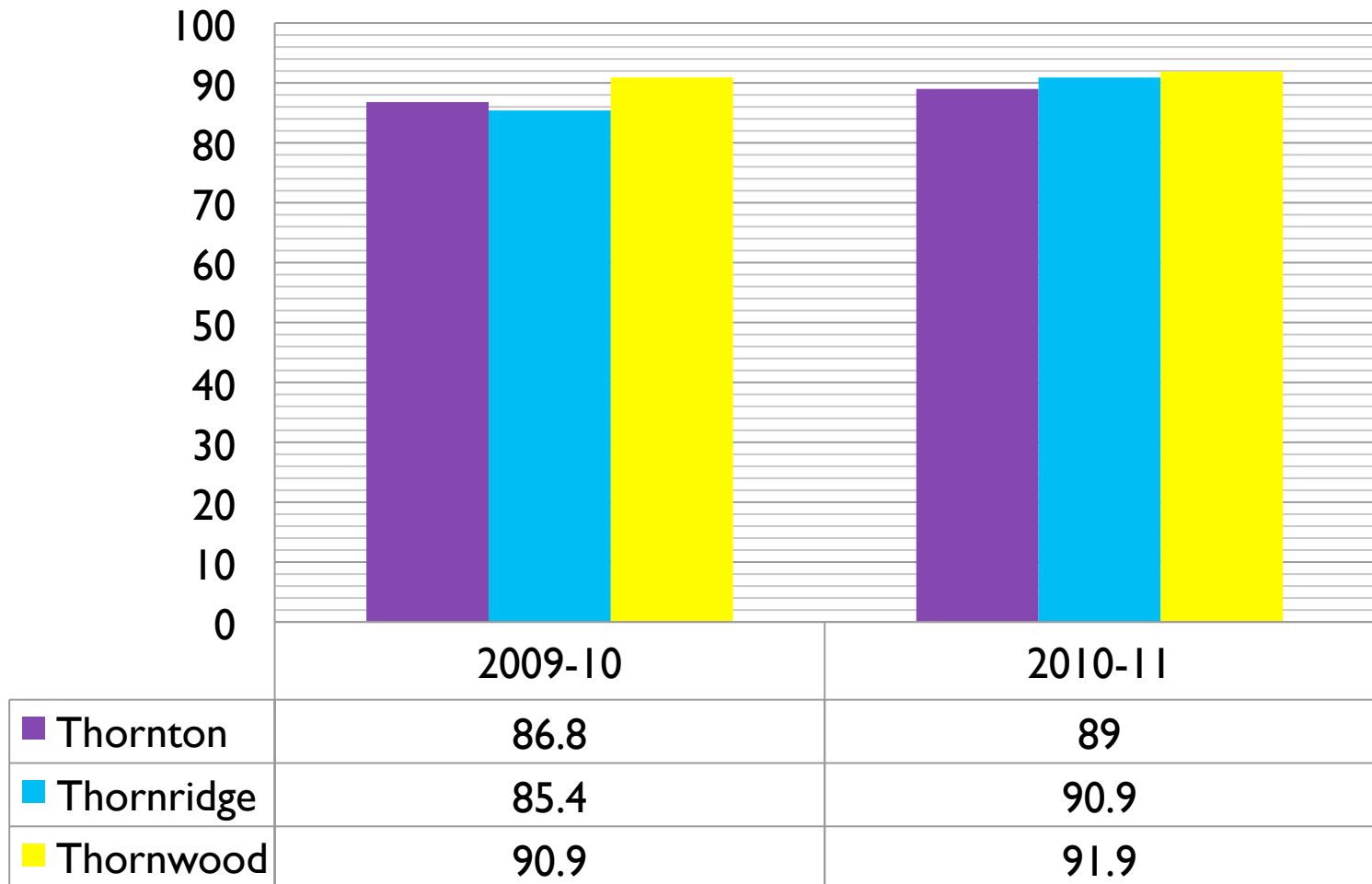
# Graduation Rates



**State AYP Target 82% for 2010-11**



# Attendance Rate





# Student Expulsions

School	2009-2010	2010-2011
Thornton	0	0
Thornridge	0	0
Thornwood	0	0
District Total	0	0

# Discipline Incidents

School	2009-2010	2010-2011	Decrease
Thornton	8,790	3,205	5,585
Thornridge	5,260	4,592	668
Thornwood	4,001	3,972	29
District Total	18,051	11,769	6,282

# Reported College Attendance Rate for 2011 Graduates

Thornton 85%

Thornridge 91%

Thornwood 83%





## Scholarship Data for 2011 Graduates

- Thornton \$2,847,700 in total scholarships  
(351 graduates)
- Thornridge \$1,550,000 in total scholarships  
(272 graduates)
- Thornwood \$3,200,000 in total scholarships  
(354 graduates)

# Colleges Attended by 2011 Graduates

University of Illinois	University of Chicago	University of Michigan
University of Iowa	Howard University	Purdue University
Indiana University	DePaul University	Hampton University
Carnegie-Mellon University	Marquette University	Ohio State University

# Thornton Township High Schools District 205

**Maintaining our commitment to Excellence**




# MISCELLANEOUS



# SUPERINTENDENT'S REPORT

- Progress on goals

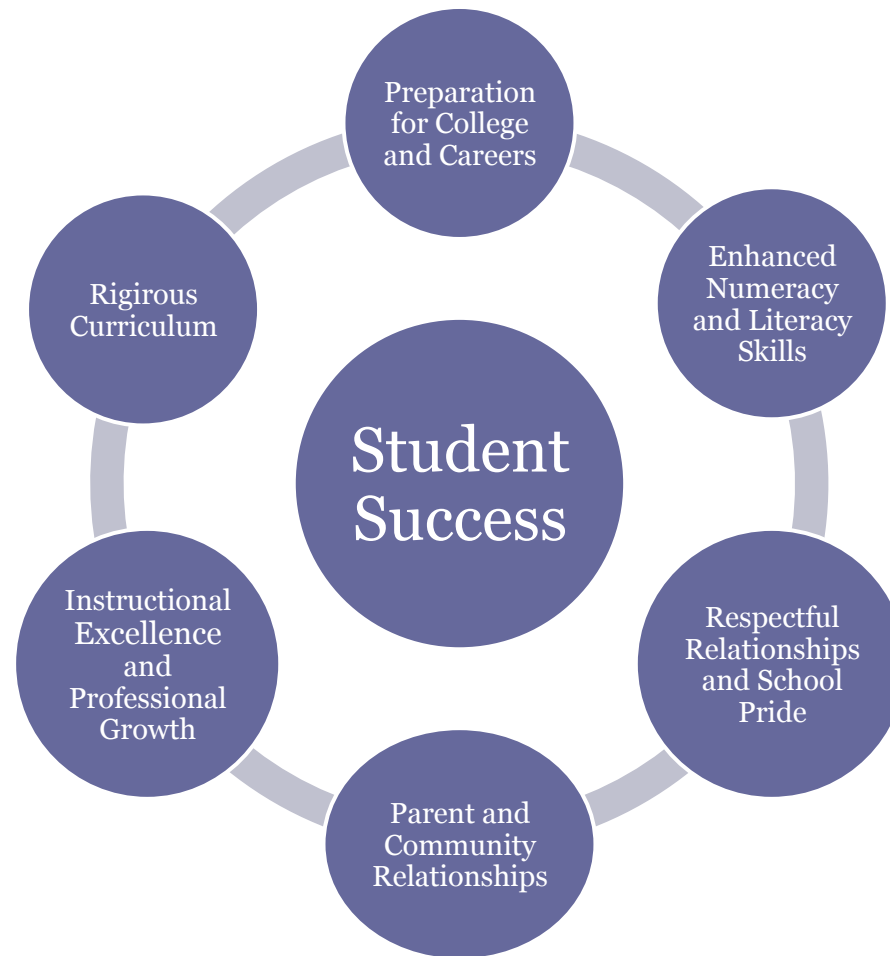




# Short-Term Goals

- Determine roles and responsibilities of all administrators
- Create and communicate district leadership focus and goals
- Open school successfully
- Determine financial status of school district
- Survey staff and parents on current programming
- Establish framework for Freshman Academy
- Select pertinent personnel
  - Director of Curriculum and Instruction
  - Director of Business Operations
  - Thornridge H.S. Principal
- Create soft budget cuts that will not affect programming this year
  - Staffing
  - Transportation
  - Staff Release Periods
  - Supplies

# Long-Term Goals



# Long-Term Goals

## Preparation for College and Careers

- Refining and Increasing Career Pathways
- Increasing Dual Credit Programs
- Implementing Response to Intervention

## Rigorous Curriculum

- Aligning Curriculum to Common Core Standards
- Refining Advanced Placement Courses
- Afterschool Support

## Enhanced Numeracy and Literacy Skills

- Reading Across the Curriculum
- Reading Coach Support
- Math Coach Support

## Instructional Excellence and Professional Growth

- Mentor Program
- Research Based Staff Development
- Evaluation Process

## Respectful Relationships and School Pride

- Creating Positive Relationships (CPR)
- Student of the Month Awards
- Athletics and Activities

## Parent and Community Relationships

- Parent Advisory Teams
- Thornton Township Teaching and Learning Partnership (TTTLP)
- Business and Community Partnerships


# SUPERINTENDENT'S REPORT




- Area Instructional Leaders Presentation

# Career and Technical Education

What is it?




Formerly known as  
“Vocational Education”  
Includes 3 areas in District  
205



# BUSINESS AND COMPUTER EDUCATION CAREERS

- Graphic Design
- Entrepreneurship
- Accounting/Finance
- Information Systems
- Office Occupations
  - Administrative Assistants
  - Executive Secretaries/Assistants
- Marketing/Management/Advertising



# District 205 Course Offerings

## Business and Computer Education

- ▶ Education And Career Technology (required)
- ▶ Keyboarding/Word Processing
- ▶ Business Law
- ▶ Marketing
- ▶ Accounting
- ▶ Introduction to Business
- ▶ Advanced Computer Applications
- ▶ Entrepreneurship: Introduction
- ▶ Entrepreneurship: Intermediate





# TECHNOLOGY EDUCATION CAREERS

- ▶ Engineering—
  - College Preparation
  - Awareness of Industry
- ▶ Electronics
- ▶ Automotive Technology
- ▶ Diesel Technology
- ▶ Carpentry
- ▶ Construction
- ▶ Computer Aided Drafting



# District 205 Course Offerings

## Technology Education

### Technology Education

- ▶ Automotive Technology I and II
- ▶ Automotive Service Technology
- ▶ Woods I and II
- ▶ Computer Aided Drafting (CAD) I and II
- ▶ Computer Repair
- ▶ Academy of Truck and Diesel Technology (3 levels)

### Project Lead The Way

- ▶ Intro. To Engineering
- ▶ Prin. of Engineering
- ▶ Digital Electronics
- ▶ Civil Engineering and Architecture

# Future Diesel/Automotive Technicians





# Navistar Students Provide Tours



# FAMILY AND CONSUMER SCIENCES CAREERS

- ▶ Culinary Arts
  - Professional Chefs
  - Food and Nutrition
  - Restaurant Mgmt./Hospitality
  - Dietetics
  - Sports Nutrition
  
- ▶ Child Development
  - Daycare Providers
  - Early Childhood Education
  
- ▶ Fashion Design
  - Buyers
  - Retail Merchandising
  - Interior Design



# District 205 Course Offerings

## Family and Consumer Sciences

### Family and Consumer Sciences

Culinary Arts: Introduction

Culinary Arts: Intermediate


Culinary Arts: Advanced/Professional

Child Development

Child Care Lab

Fashion Workshop: Introduction

Fashion Workshop: Intermediate






# Child Development/Child Care Lab



# Culinary Arts





# Students Compete at State/ National Level



# Students Moving Forward

Student	College/University	Major
Timothy Faust	Ohio State University	FACS/CTE
Audrey Banks	DePaul	Accounting
Cierra Odneal	Washburne	Culinary Arts
Alexander Rios	Kendall College	Restaurant Management
Jamani Jackson	U.S. Navy	Medical and Culinary
Claudia Magallanes	Robert Morris University (Orland Park Campus)	Culinary Arts



# STUDENTS MOVING FORWARD

Student	College/University	Major
Shanequa Hayes	Robert Morris University (Chicago Campus)	Culinary Arts
Kiara Anderson	St. Xavier	Business/Hospitality Management
Ann Mobley	Indiana State University	FACS/CTE
Patrick Stewart	Robert Morris University	Culinary Arts
Joe Moten	Northern Illinois University	Computer Engineering
Tyrell Smith	MVCC	Automotive Technology
Curt Rogers	DeVry	Graphic Design/Game Design
Jessica Tinder	Northern Illinois University	Family and Consumer Sciences


# External Partnerships

- ▶ Network for Teaching Entrepreneurship
- ▶ National Restaurant Association Education Foundation
- ▶ Career Development System
- ▶ Navistar, Inc.
- ▶ Project Lead The Way
- ▶ University of Illinois
- ▶ Bradley University
- ▶ IDOT--Sim City Project
- ▶ Robinson Engineering—Summer Intern
- ▶ US Cellular—PLTW participants




# Partnerships (cont.)

- ▶ St. Xavier University
- ▶ Midwest Bank
- ▶ Joliet Jr. College
- ▶ South Suburban College
- ▶ Association of Diesel Specialists



# Internships

- ▶ Navistar (Academy of Truck and Diesel Technology)
  - Mi-Jack
  - MBI (Mr. Bult's Inc.)
  - Midwest Fuel Injection
  - Brites Cartage
  - Thornton Township (NATEF Certification Project)
- ▶ 15 students completed during Summer 2011
  - Co-op opportunities
  - Potential full-time employment



# Dual Credit

- ▶ Keyboarding and Word Processing
- ▶ Introduction to Engineering Design
- ▶ Automotive Service Technology (MVCC)
- ▶ Advanced/Professional Culinary Arts (MVCC)
- ▶ College Accounting
- ▶ Marketing
- ▶ Automotive Service Technology (MVCC)
- ▶ CAD I
- ▶ Computer Repair
- ▶ Horticulture—Joliet Junior College
- ▶ Child Care Lab Experience
- ▶ Culinary Arts /Advanced (JJC and MVCC)

# EXECUTIVE SESSION





# RECONVENE OPEN SESSION



# ADJOURNMENT

