


BOARD OF EDUCATION MEETING

SEPTEMBER 11, 2019

Serving All or Portions of the Following Communities:

Blue Island * Burnham * Calumet City * Dixmoor * Dolton * East Hazel Crest * Harvey * Hazel Crest *
Lansing * Markham * Phoenix * Posen * Riverdale * South Holland * Thornton



Open Session

Roll Call

Pledge of Allegiance



Committee of the Whole

- *Report from Curriculum Committee*
- *Report from Finance Committee*
- *Report from Policy Committee*
- *Report from Discipline Committee*
- *Report from Facilities Committee*

Consent Agenda

- ***Approval of Minutes:*** Regular Meeting and Executive Session of June 12, 2019
- ***Approval of Minutes:*** Special Meeting and Executive Session of June 28, 2019
- ***Approval of District 205 Bills:*** dated August 15, 2019 through September 11, 2019
- ***Personnel:*** Approval of Resignations, Leave of Absence, New Hires and Terminations dated September 11, 2019

Public Participation

We now open the Public Participation section of our agenda. At this time, members of the community are invited to address the Board. We ask that you state your name and town, limit your total time to two minutes, and talk only about items on the current Board Agenda.

In addition, if your comments are of a critical nature about specific people, the Board requests that you present your comments during the personnel portion of the “executive session.”

Your name will not be called if you do not sign in and list a topic or the topic is not on the current Board agenda or if public participation has begun.

Public Hearing

- *Public Hearing Request Concerning the FY20 Final Budget –
Mr. Horton*



Thornton Township High School District 205

Presentation of 2019-20 Final Budget

Preparing Today for the Challenges of Tomorrow

September 2019

Breakdown of Total Budget by Fund

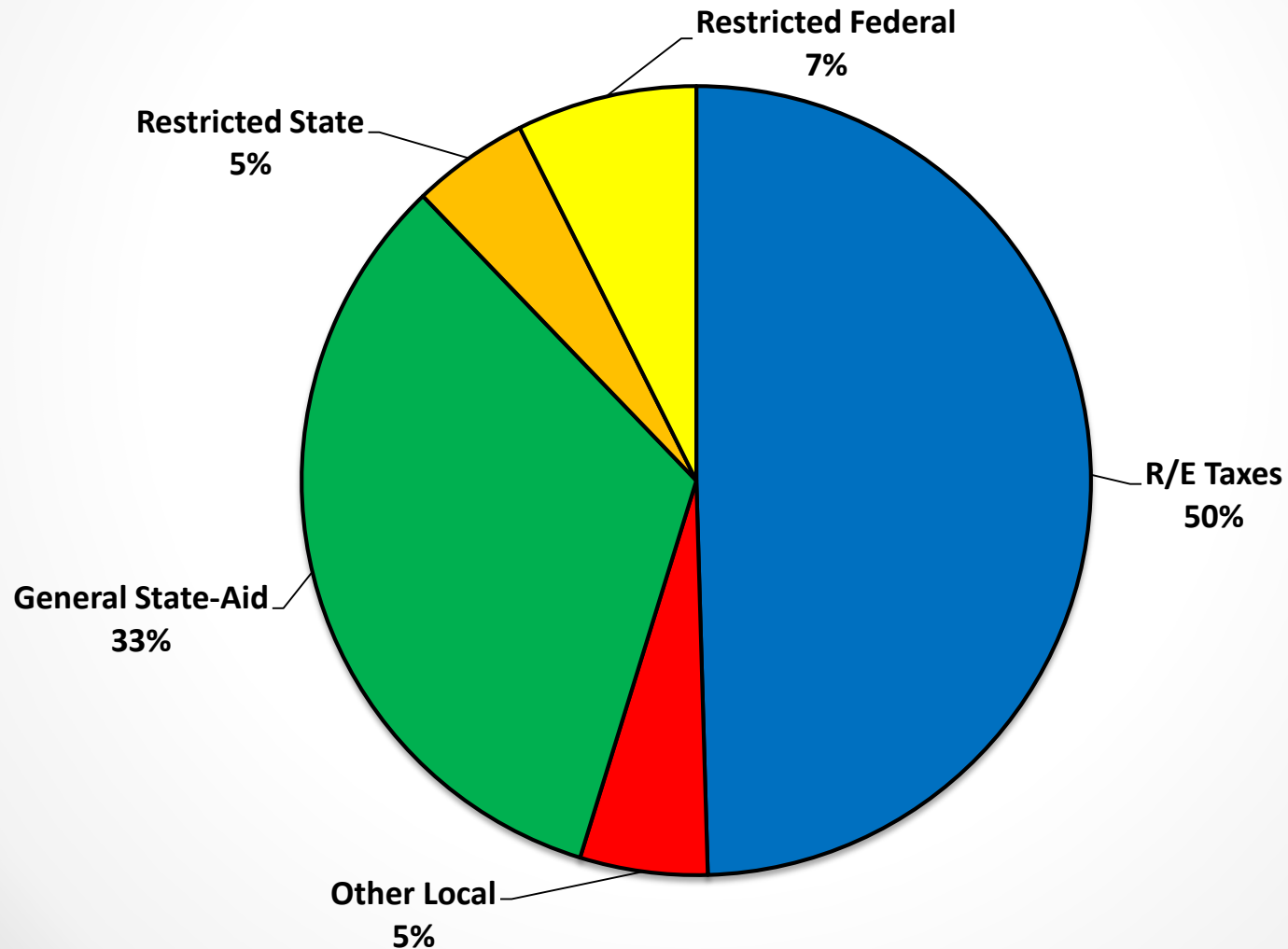
	Beginning Balance	Revenues	Expenses	Bond Proceeds /Capital Projects	Ending Balance
Education	\$ 17,381,000	\$ 90,091,000	\$ 89,566,000	0	\$ 18,222,000
Building	5,760,000	8,263,000	11,880,000	0	1,827,000
Bond & Int.	1,960,000	7,922,000	9,602,000	0	280,000
Transportation	1,145,000	11,567,000	6,009,000	0	6,703,000
IMRF/SS	2,276,000	1,597,000	2,151,000	0	1,722,000
Capital Projects	18,566,000	400,000	0	14,000,000	4,966,000
Working Cash	3,596,000	469,000	0	2,500,000	6,565,000
Tort	2,644,000	45,000	1,100,000	0	1,589,000
Life Safety	1,547,000	30,000	0	0	1,577,000
Total	\$ 54,875,000	\$120,384,000	\$120,308,000	0	\$ 43,451,000

Budgeted Revenues – All Funds:

Comparison of Budget Verses Prior Years

Source	FY 2016	FY 2017	FY 2018	FY 2019	BUDGET FY 2020
Real Estate Taxes	\$ 65,481,000	\$ 67,883,000	\$ 61,814,000	\$ 62,244,000	\$ 58,374,000
Other Local Revenues	5,355,000	5,355,000	5,902,000	6,281,000	6,155,000
General State-Aid	27,153,000	27,153,000	33,597,000	38,433,000	39,200,000
Other State Grants	7,117,000	7,117,000	8,491,000	3,637,000	7,950,000
Federal Grants	<u>7,091,000</u>	<u>7,091,000</u>	<u>8,644,000</u>	<u>10,205,000</u>	<u>8,705,000</u>
Total Revenues	\$112,197,000	\$112,197,000	\$118,448,000	\$120,800,000	\$120,384,000

Breakdown of Budgeted Revenues by Source



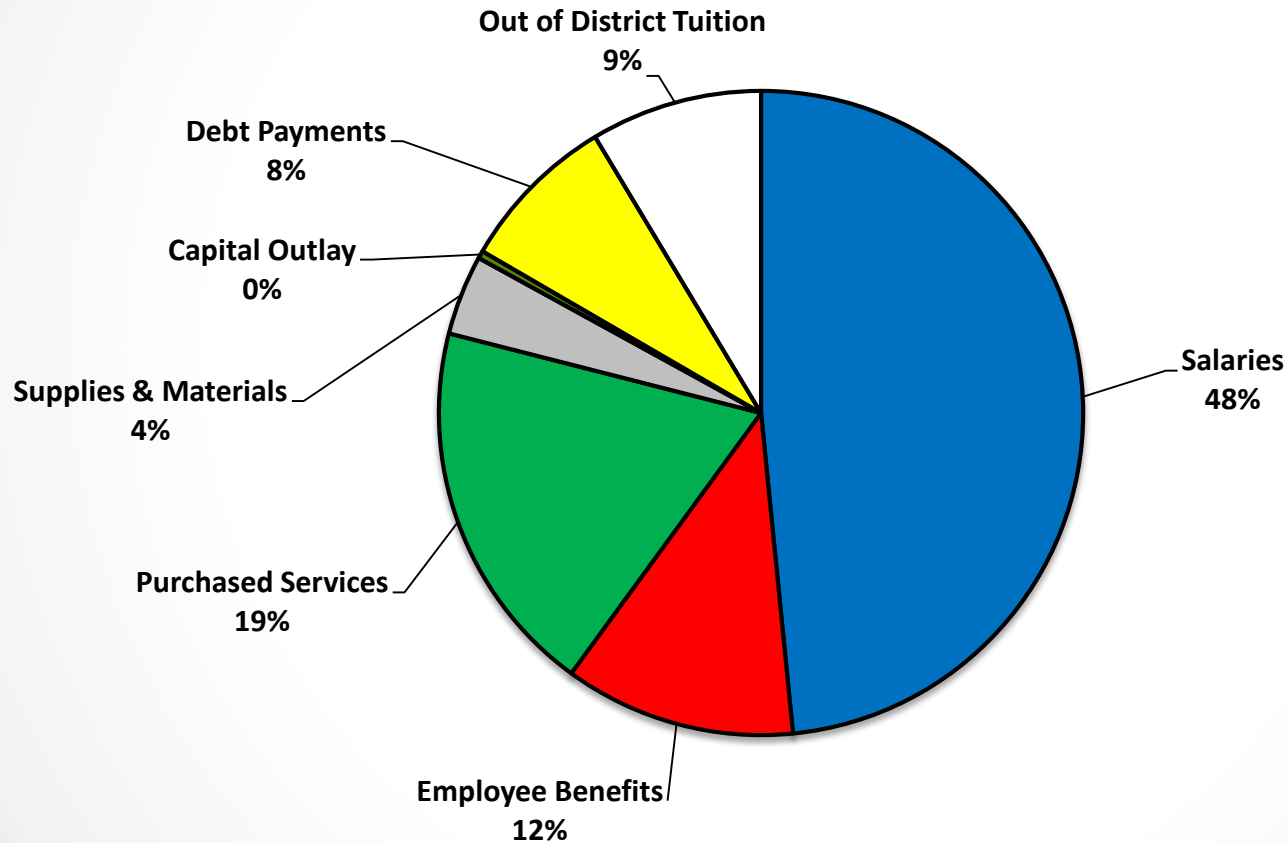
Budgeted Expenditures – All Funds

Comparison of Budget Verses Prior Years

(Actual and Budget Figures Exclude Major Capital Expenses)

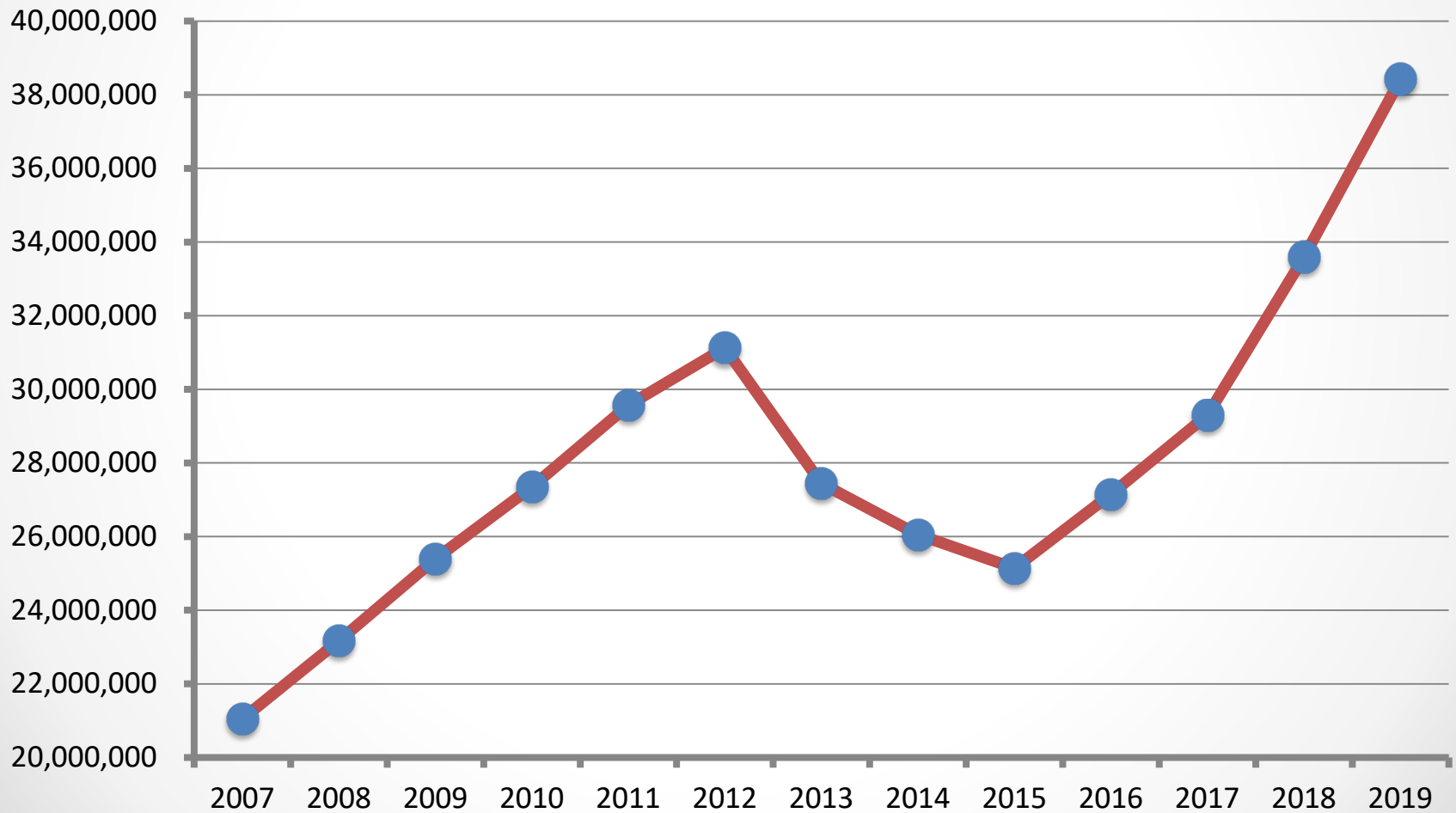
Source	FY 2016	FY 2017	FY 2018	FY 2019	BUDGET FY 2020
Salaries	\$ 50,878,000	\$ 51,668,000	\$ 54,918,000	\$ 57,196,000	\$ 58,000,000
Employee Benefits	12,490,000	11,619,000	14,030,000	13,745,000	13,904,000
Purchased Services	26,593,000	22,082,000	23,022,000	26,380,000	22,702,000
Supplies and Materials	4,263,000	4,930,000	4,398,000	5,267,000	4,809,000
Capital Outlay	943,000	914,000	1,045,000	450,000	460,000
Out of District Tuition & Other	12,698,000	10,351,000	11,038,000	10,122,000	10,833,000
Debt Service	<u>6,903,000</u>	<u>7,688,000</u>	<u>10,552,000</u>	<u>9,540,000</u>	<u>9,600,000</u>
Total Expenses	\$114,768,000	\$109,252,000	\$119,003,000	\$122,700,000	\$120,308,000

Breakdown of Budgeted Expenditures by Type



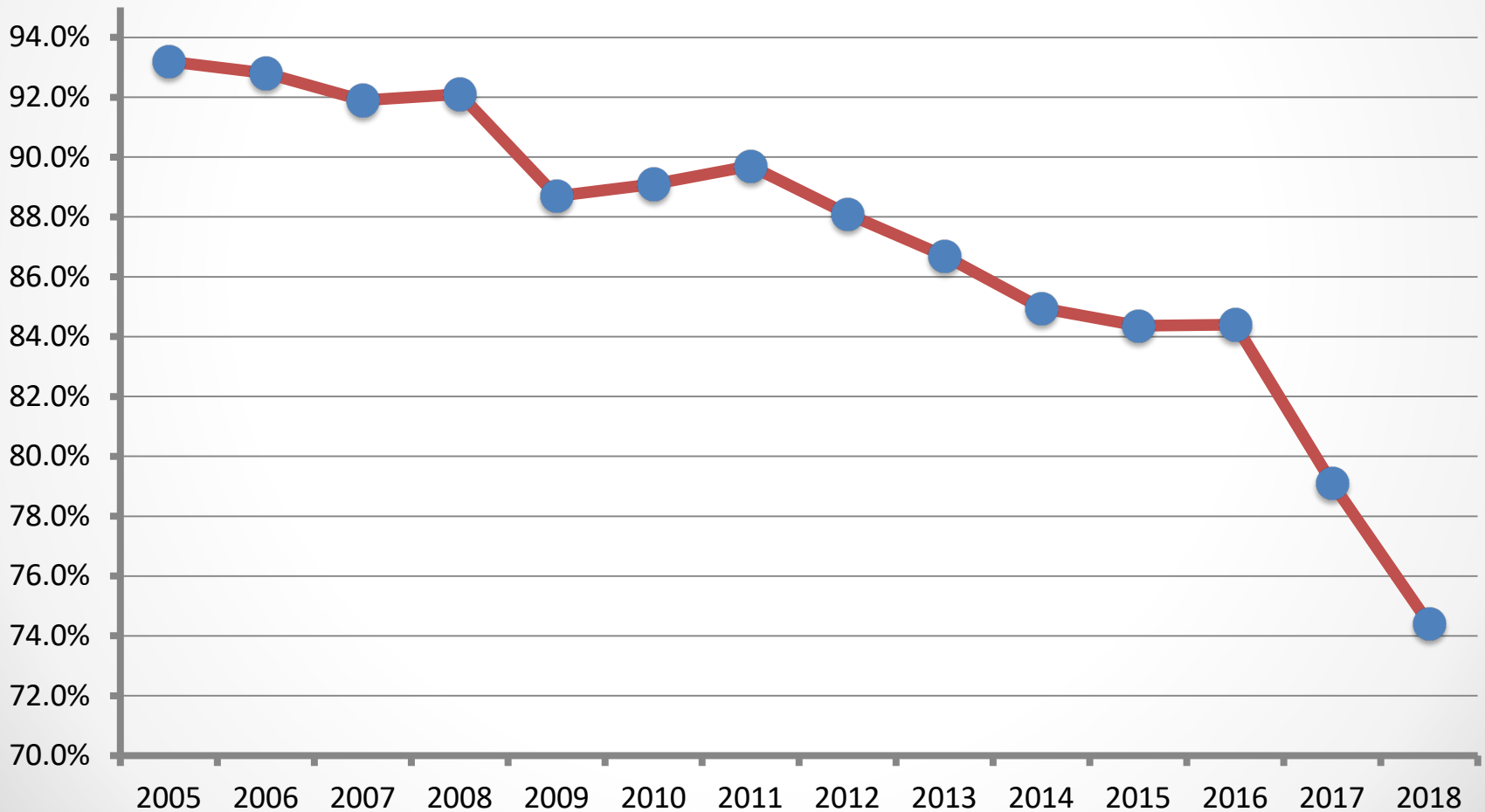
Major Positive Factor Impacting Financial Condition

Increasing General State-Aid

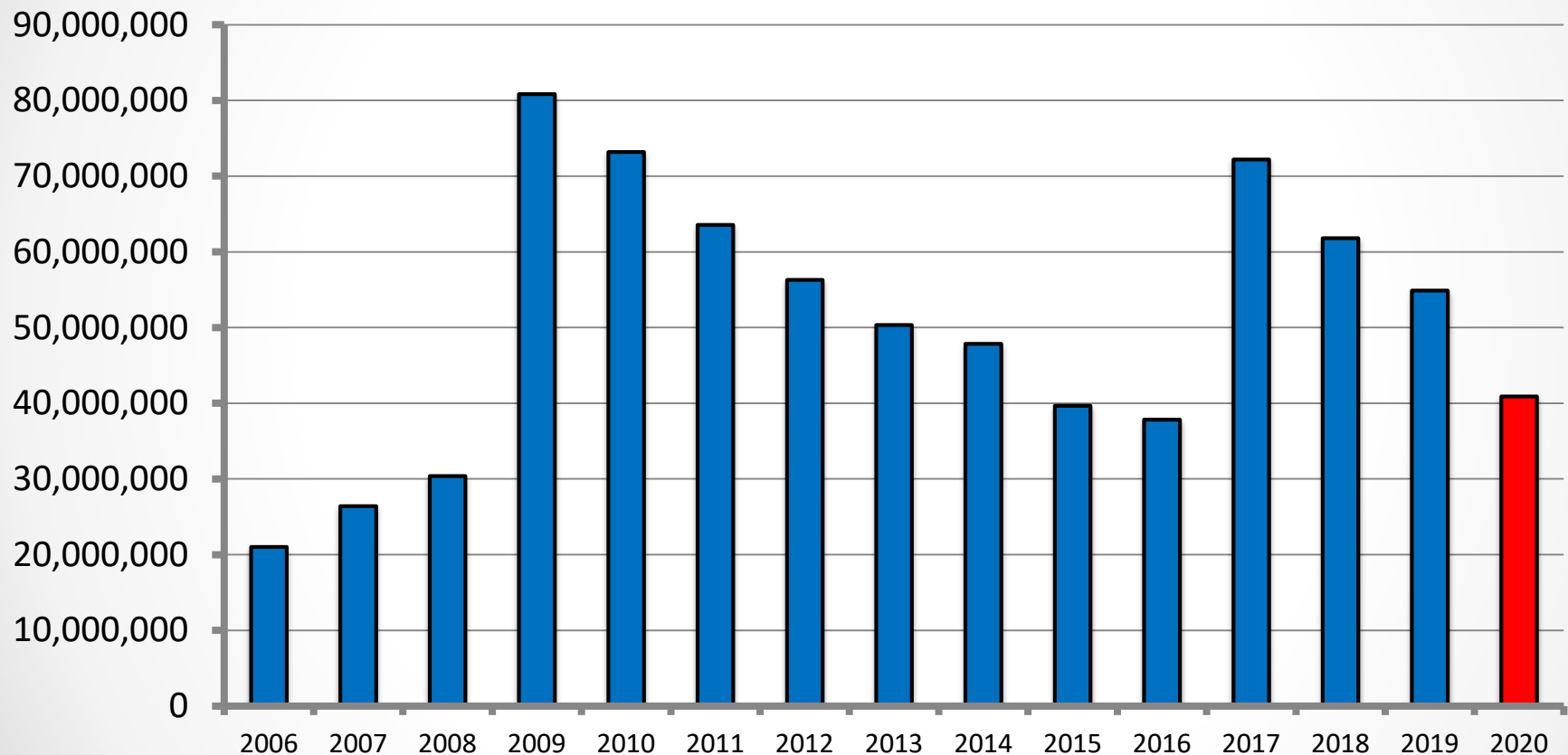


Major Negative Factor Impacting Financial Condition

Decreasing Net Tax Collection Percentages



Historical and Budgeted Fund Balances



**District received \$51 million in bond proceeds in FY 2009, \$33 million in bond proceeds in FY 2017 and \$7.1 million total in FY 2016, 2018 and 2019 to pay for major capital projects.*

Freedom Of Information Act


- *Dr. Doss*

FOIA



Communications

- *Mr. Arrington*



2019 Teacher
Institute Day








































Mrs. Annette Whittington

School Board Vice President




NOTICE
VISITORS
MUST ENTER
DOOR 1
AVISO
LOS VISITANTES
DEBEN ENTRAR
PUERTA 1



1,000,000 likes  #DIST 205





Teacher Institute Day 2019

Refreshing!

Energizing!

Morale Boosting!

Welcome to the Class of 2023!

Freshman Orientation



Falcon Frontier



Chicago's Fox32 Live Pep Rally Friday September 20, 2019

- ▶ Tune in September 20th from 7:00am-9:00am
- ▶ Thornridge will have an opportunity to show their academic achievements, sports, and team spirit to millions of viewers across Chicagoland and surrounding Suburbs

Go falcons

Falcon Frontier



Unfinished Business

New Business

- A. *Presentation by International Baccalaureate Program Students - **Mr. Fickes***

Thornridge High School May 2019 IB Exams

By: Dr. Jason Curl



May 2019 Exams

- 21 students tested
 - 1 through 7 scale
 - Includes internal and external assessment results
- Results
 - 3.0 point average
 - Worldwide = 4.1
 - Scores
 - One 5s
 - Six 4s
 - Seventeen 3s
 - Remainder below 2 or below



May 2019 Exams

- What does this mean for the student?
 - 19 Course (Certificate) students
 - 2 Diploma (DP)
 - 8 student received full ride scholarships
 - Approximately 1.6 million Dollars
 - Estimated 7 million offered (Senior Award Ceremony)
 - 2 went to US. Armed Forces
 - Remaining students reported to receive at least one college credit
 - Estimated \$40,000 savings if all students only received 1 credit



Current Actions Future Goals

- Current
 - Creating an environment of equity
 - Promoting IB for its benefits beyond high school
 - Working with students to improve the current program
- Future
 - Gain more DP students
 - Train more teachers
 - Develop staff and student to the point of IB success



THORNTON TOWNSHIP'S IB PROGRAM

2019 testing results:

- 8 diplomas received; 19 diplomas first 3 years; far more than area IB schools
- 62% of IB exams resulted in passing scores
- 19 of 21 IB students earned college credit in at least 1 course
- 16 of 18 full DP students earned college credit in multiple courses
- 95% in IB English earned college credit, exceeding National/Int'l Avg
- 18 IB students took the AP exam with 15 passing exceeding National Avg



Other information:

- 2020 graduating class has 27 full diploma students, our largest cohort yet
- IB graduates have now been accepted to Harvard, Yale, Stanford, Princeton, Cornell, Vanderbilt, Purdue, University of Illinois, Mizzou, and many more
- Of 18 IB graduates in 2019, 11 earned full scholarships, including a Gates Scholar



International[®]
Baccalaureate

THORNWOOD'S IB PROGRAM

IB TESTING RESULTS

- The number of IB exams taken by students increased from 149 to 161 in the 2018-2019 school year.
- Spanish exam scores showed the highest increase from the 2017-2018 school year at 15%.



MOVING THE JOURNEY FORWARD

- Thornwood scholars earned 108 college credits as a result of completing IB coursework successfully.
- Scholars earned over \$1.7 million dollars in academic scholarship options from various colleges across the United States.



UPCOMING EVENTS

- An SEL Curriculum calendar has been developed in order to promote physical, mental, and emotional health among our students.
- We will host IB CP on Wednesdays and Writing Workshop Thursdays in order to support program goals.
- Please don't forget to join us for the IB Induction Ceremony next Wednesday, September 18th from 6:00 p.m. to 7:30 p.m. in the Thornwood Cafeteria.



New Business

B. *Presentation by ELA Division - Mr. Fickes*

ENGLISH, READING,
SPEECH AND
LIBRARY
SUMMER
CURRICULUM WORK
+ NWEA & READING
INVENTORY GAINS

Division: English/Reading/Speech/Library	Responsible Party(ies) (Team Members)	Timeframe for Completion	Notes
Action Steps			
• Upload revamped, exemplary, themed based English I curriculum to Rubicon Atlas.	Division Leaders Teachers	August 2018	Completed and revised
• Upload revamped, exemplary, freshman Reading curriculum (Reading Foundations, High School Reading, Reading Seminar) to Rubicon Atlas	Division Leaders Teachers	October 2018	Completed, ready for usage and revision
• Upload revamped themed based English II and English III curriculum to Rubicon Atlas.	Division Leaders Teachers	August 2019 August 2020	English II: Completed, ready for usage and revision English III: to be rewritten into thematic units next summer. Existing curriculum uploaded
• Upload revamped Speech I and Speech II curriculum to Rubicon Atlas	Division Leaders Teachers	September 2019 -August 2020	To begin upload this fall
• Ensure vertical alignment of all ELA (ENG I-III, Reading, and Speech) courses in Rubicon Atlas.	Division Leaders Teachers	October 2019	Alignment for Reading, English 1 and 2 to begin this fall. Speech and Eng 3 to be added.

- **Collaborate with SSC to offer English IV as dual credit.**

**Division Leaders May 2020
Teachers**

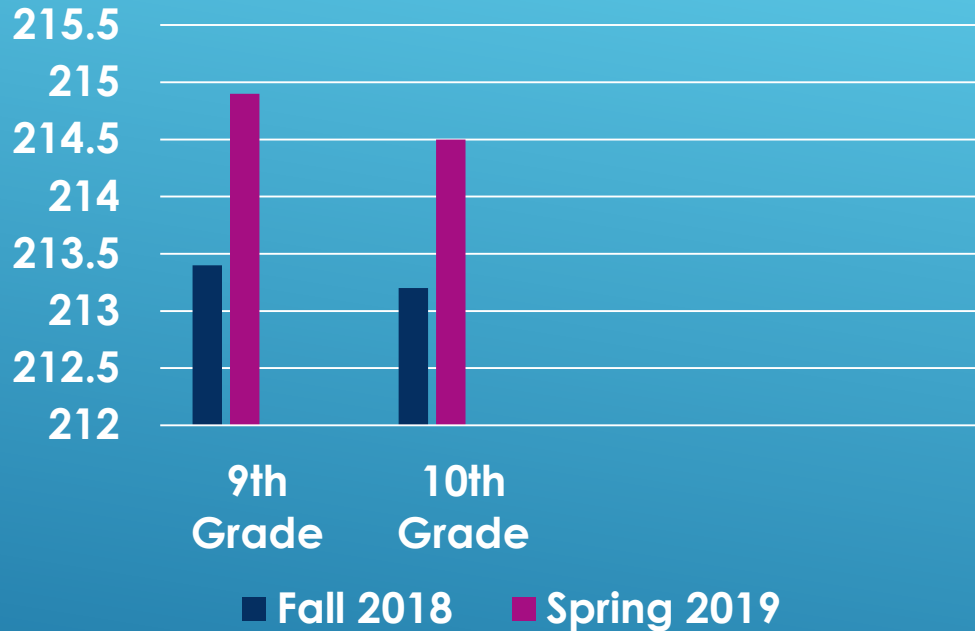
- **Upload revamped themed based English IV and elective curriculum to Rubicon Atlas.**

Division Leaders August 2020
Teachers

- **Ensure vertical alignment of all ELA (ENG I-IV, Reading, Speech) courses in Rubicon Atlas**

Division Leaders August 2020
Teachers

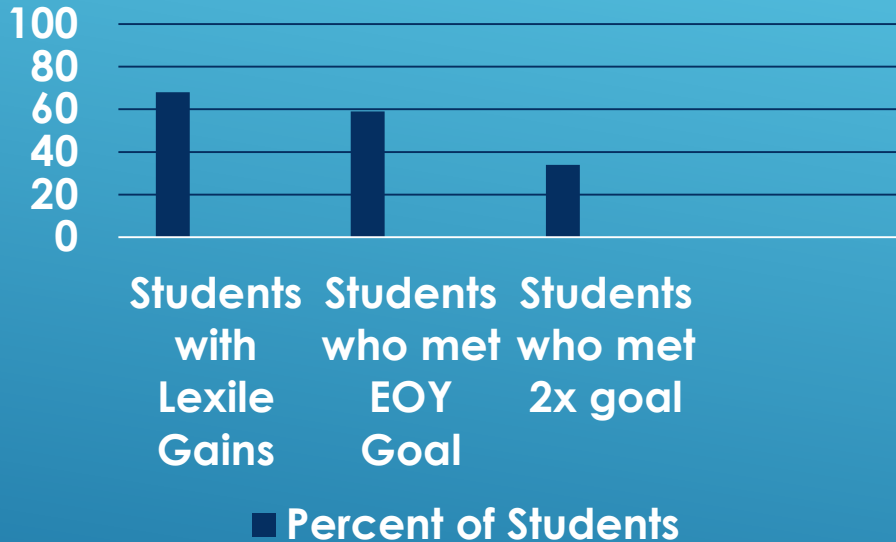
NWEA READING



- ▶ Average 9th grade growth 1.4
- ▶ Average 10th grade growth 1.3
- ▶ Projected high school average for from fall to spring is about 1 point

NWEA DATA

Summary Growth Metrics



- ▶ Reading Inventory for all Read 180/Sophomore Reading Students
- ▶ 68% of students made Lexile gains
- ▶ 34% exceeded their goal 2X

READING DATA

New Business

- C. *Recommended Approval of Revised Board Resolution Concerning Expense Reimbursements – **Dr. Doss** (Approval Needed)*

New Business

- D. *Recommended Approval of Second Reading of PRESS
Recommended Updates (Issue 100) – **Dr. Doss** (Approval
Needed)*

New Business

- E. *Recommended Approval of Thornridge High School's Out-of-State Horticulture Class to County Line Orchard, Hobart, IN, October 2019 – **Ms. Williams** (Approval Needed)*

New Business

- F. Vocational Work Skills Program (Culinary Arts, History, Business) International Fieldtrip, Italy and Spain, July 20-28, 2020 – **Dr. Ratliff** (Approval needed)

New Business

- G. *Recommended Approval of Drivers Education Vehicles Acquisition – **Mr. Horton** (Approval Needed)*

New Business

H. *Recommended Approval of FY20 Final Budget – **Mr. Horton**
(Approval Needed)*

New Business

- I. *Recommended Approval of Sodexo Contract Renewal –
Mr. Horton (Approval Needed)*

New Business

- J. Recommended Approval of AED Equipment – **Mr. Horton**
(Approval Needed)*

New Business

- K. *Recommended Approval of Virco Furniture Order –
Mr. Horton (Approval Needed)*

Superintendent's Report

Executive Session

- Closed session pursuant to Section 2(c) of the Open Meetings Act to consider:
 - The appointment, employment, compensation, discipline, performance, or dismissal of specific employees;
 - Student discipline;
 - Collective negotiating matters, and
 - Pending, probable or imminent litigation.

Reconvene Open Session

Action Items Following **Executive Session**

- A. Possible Action Concerning 2019-2020 Administrator Employment Contract
- B. Possible Action Concerning Settlement Agreement with Former Administrator

Adjournment

NEXT MEETING

Wednesday, October 9, 2019

6:30pm

Thornridge High School