



# ELMSFORD UNION FREE SCHOOL DISTRICT

Budget Workshop  
Preliminary Report  
March 2, 2024

James M. Ryan, Ed.D., Interim Superintendent  
Linda Carlin, Asst. Superintendent for Finance and Operations

## Mission:

The mission of the Elmsford Union Free School District is to optimize teaching and learning for student achievement.

## Vision:

Maintain excellence and graduate each student prepared for college or career.

## Values:

- *Student focused*: Students are our first priority.
- *Character*: Value integrity, diversity, and mutual respect; we take pride in all that we do.
- *High expectations*: All students will achieve success.
- *Teaching and learning*: Implement a rigorous curriculum which includes academics, the arts, and athletics.
- *Health and safety*: Provide a healthy, safe, and secure environment.
- *Community*: Family and community partnership is essential.

## Learning



### Explore challenging curriculum & instruction

- Implement the systems, structures, and processes necessary to extend the formative assessment cycle to inform small group instruction and address individual student needs grades PK-12.
- Accelerate our effective use of educational technology.
- Optimize science, technology, engineering, art, and math (STEAM) opportunities and participation PK-12.
- Continue horizontal and vertical curriculum alignment.

## Whole child



### Support student's social and emotional needs

- In addition to faculty and staff, expand our mental health first aid training to students.
- Implement restorative practices throughout all aspects of a student's learning.
- Partner with Westchester Jewish Community Service to provide additional mental health services to our students regardless of financial status.

## Environment



### Ensure safe, nurturing and culturally responsive schools for all

- Embed the NYSED's culturally responsive framework district-wide in order to incorporate students' lived experiences, honor their linguistic repertoires, develop critical thinkers, and nurture agents of change.
- Implement the goals and values in the district's new Diversity, Equity, and Inclusion policy.

## Partnerships



### Engage parents and community

- Promote the importance of learning by ensuring students are in school and on-time.
- Maintain and upgrade our facilities with consideration for how to address aging infrastructure.
- Develop opportunities for engagement among students, staff, alumni, local businesses, PTSA, and colleges.

# Budget Priority Areas

- Ensure the Continued Support for All Academic, Co-curricular, and Extracurricular Programs
- Address the Safety/Security Issues Across All District Buildings and Grounds
- Provide a Technology Infrastructure that Meets our Instructional, Administrative, and Business Needs
- Identify Specific Capital Improvement Projects to be Addressed through our Capital Reserve Fund
- Identify and Address Cost Efficiencies throughout our District Operation
- Incorporate a More Transparent Process as We Discuss the Funding Necessary to Address Our District Priorities

# Serving our 1054 Students in 4 locations, BOCES, and out of District placements



Over the past 3 years our enrollment has grown from 945 to 1054 students



Additionally, our Special Education student number has risen to 169 and our English Language Learners to 156. In each case this represents approximately 15% of our enrollment.



# Special Education Students by Classification

	2021-22 (152 students)	2022-23 (160 students)	2023-24 (169 students)
Autism	21	23	24
Emotional Disability	5	6	7
Learning Disability	63	62	62
Intellectual Disability	6	5	4
Deafness	0	0	0
Hearing Impairment	1	0	0
Speech/Language Impairment	21	29	38
Visual Impairment	1	1	1
Orthopedic Impairment	2	3	2
Other Health Impairment	27	27	27
Multiple Disabilities	4	3	4
Deaf/Blindness	0	0	0
Traumatic Brain Injury	1	1	0





# OUT OF DISTRICT SPECIAL EDUCATION PLACEMENTS

BOCES placements	12 students	\$2,838,637
Private NYSED Approved Schools	12 students	1,196,176
Other Public Schools	16 students	898,654
<b>TOTAL</b>	<b>40 students</b>	<b>\$4,478,467</b>

Alexander Hamilton HS has consistently had a graduation rate of 91 – 94%



# From here, you can go anywhere ...



- Our latest data show that approximately 85% of our seniors go on to college/university
- 1-2% enter the military
- 14-15% enter the workforce

Our students are accepted to some of the nation's most prestigious colleges/universities





# Our Graduates Attend Some of the Nation's Most Prestigious Colleges and Universities

Boston College

Brown

Columbia

Cornell

Duke

Georgetown

Harvard

NYU

Northwestern

Princeton

Rensselaer

Tufts

U. of California

U. of Connecticut

U. of Michigan

U. of North Carolina

U. of Pennsylvania

Vanderbilt

Villanova

Each of the United States Service Academies

Commend our faculty and staff, as I believe we offer a tremendous level of opportunities and supports across our PreK – 12 program



# District Instructional and Support Staff

## Dixson Primary

Kindergarten - 4 sections

First Grade – 4 sections

## Grady Elementary


Grades 2 - 6 - 4 sections at each grade level

The elementary schools offer the co-teacher model at each grade level, share a psychologist, social worker, guidance counselor, librarian\*, reading and math supports and specials (art, music, PE). There is a full time school nurse at each building.

## Hamilton Jr./Sr. High School

AHHS has 26 teachers assigned across five major academic departments, a psychologist, 2 guidance counselors, a social worker, school nurse, and librarian\*. There are 12 teachers offering Special Education and ELL instruction, and teachers in each special (art, music, PE).

\*Librarian share between schools



*Enhancing our  
Instructional Program  
and  
Reimagining our Future*

10)  $2 < x < 4$  is between  $2$  and  $4$   
11)  $13 < x < 14$  is between  $13$  and  $14$   
12)  $2 < x < 3$  is between  $2$  and  $3$   
13)  $2 < x < 3$  is between  $2$  and  $3$   
14)  $2 < x < 3$  is between  $2$  and  $3$   
15)  $2 < x < 3$  is between  $2$  and  $3$

16)  $1 < x < 2$  is between  $1$  and  $2$   
17)  $12 < x < 13$  is between  $12$  and  $13$   
18)  $2 < x < 3$  is between  $2$  and  $3$   
19)  $3 < x < 4$  is between  $3$  and  $4$   
20)  $2 < x < 3$  is between  $2$  and  $3$   
21)  $2 < x < 3$  is between  $2$  and  $3$   
22)  $2 < x < 3$  is between  $2$  and  $3$   
Copyright © 2020, Calvert Learning



# Our Goal is to provide ...

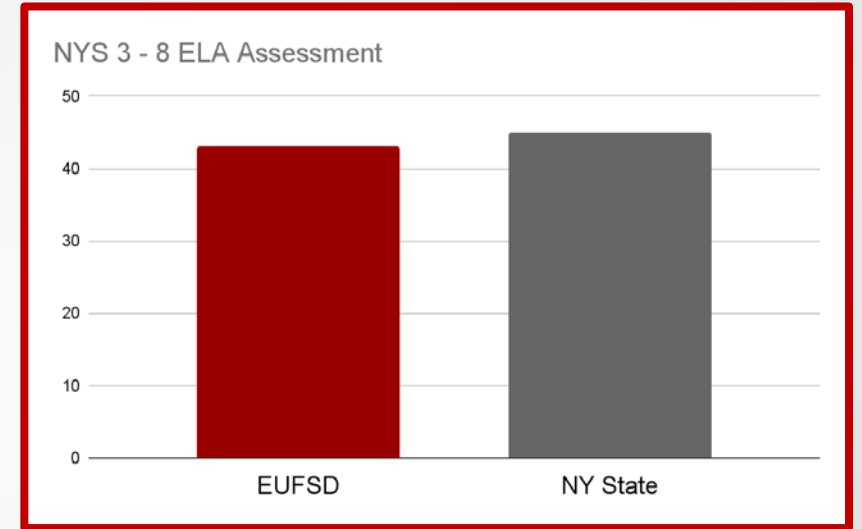
- **Consistency** in instructional expectations
- **Accountability** and **transparency** in pedagogical practices
- Horizontal and vertical **curricular alignment**
- **Hands-on, phenomenon-based** instructional experiences
- **Civic engagement** opportunities
- **Culturally rich** and **authentic** learning experiences
- **Dynamic classroom spaces** that are reflective of students' **culture** and **identity**
- **Student Achievement Data Resources** to inform instructional decisions (intervention and enrichment)



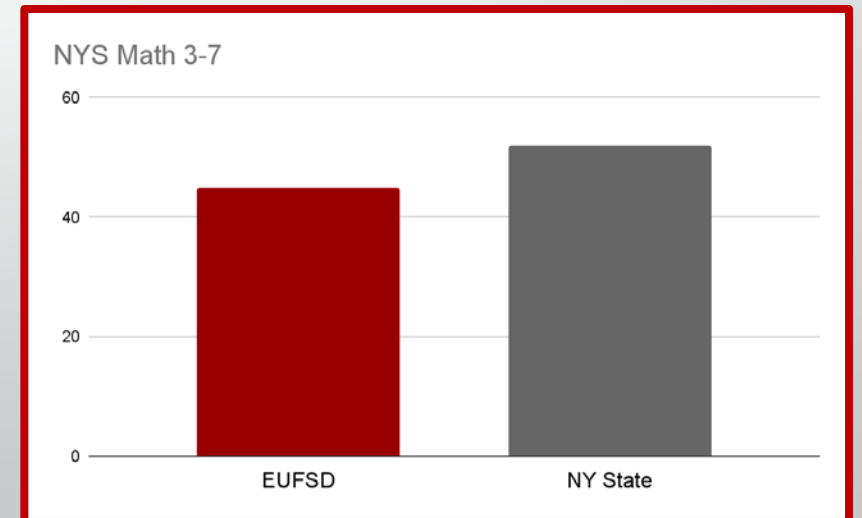
# We are working to address ...

## **NYSED Standards & Assessments**

- Alignment to NGLS
- Computer Based Testing (CBT)
- HS Science Standards & Instructional Shifts
- Regents Exams
- Instructional Expectations
- NYSED Literacy Initiatives




**NYS ASSESSMENT DATA 2022-2023**



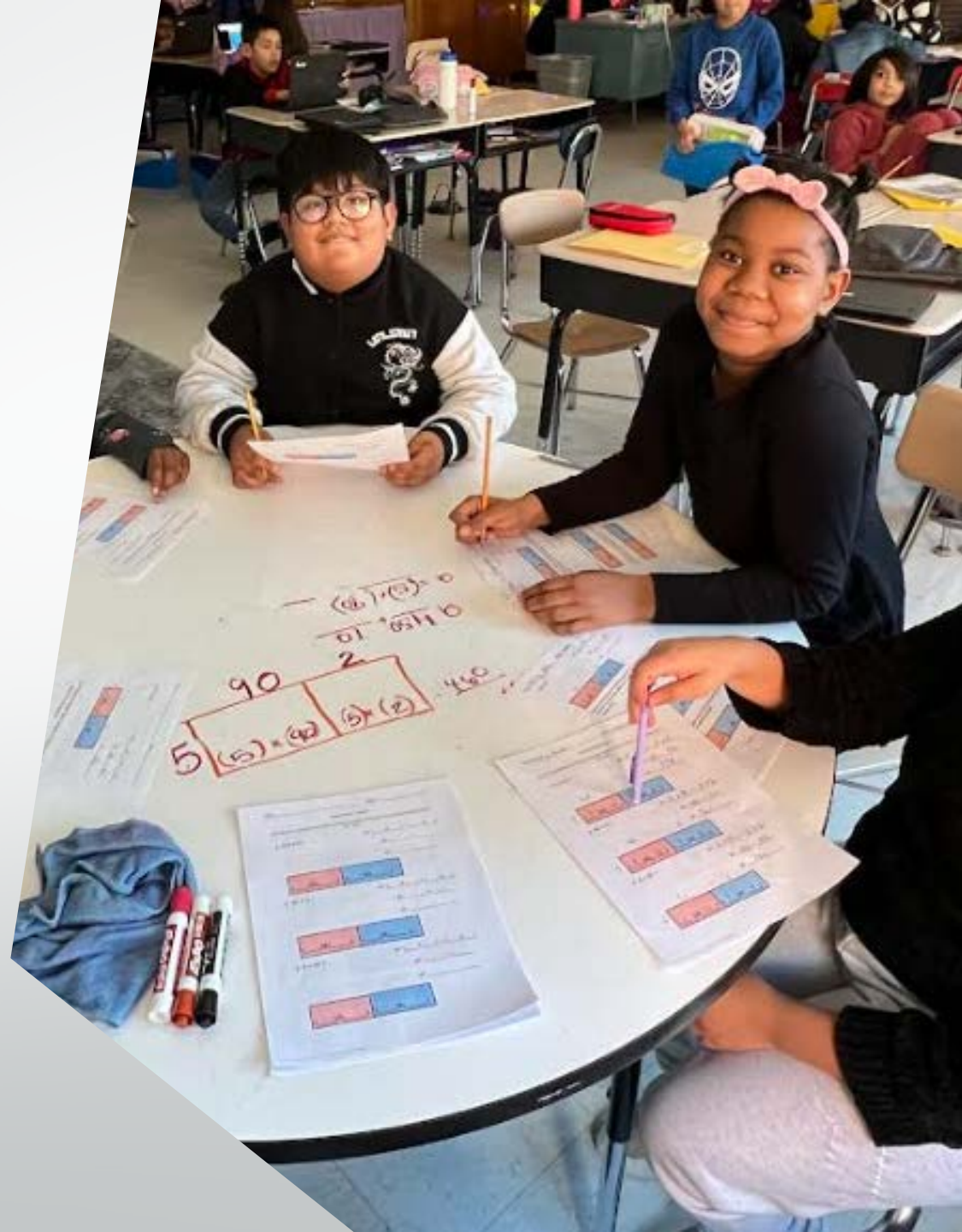
# English Language Arts

- ARC Core (Gr K - 3)
- Alignment to Science of Reading, Emphasis on Writing
- English and Spanish (Core instruction for students in Dual Language)
- Independent Reading Literacy Assessment (IRLA) / Bilingual Literacy Assessment (ENIL)
  - Differentiated, targeted intervention, Grades K - 7
  - Student conference data every 2 weeks
  - Data platform to monitor student growth



# Mathematics

- Reveal Math (Gr K - 7)
- Universal Math Instructional Resource
- Emphasis on Inquiry, Cardinality and Numeracy
- Emphasis on Writing in Mathematics
- English and Spanish



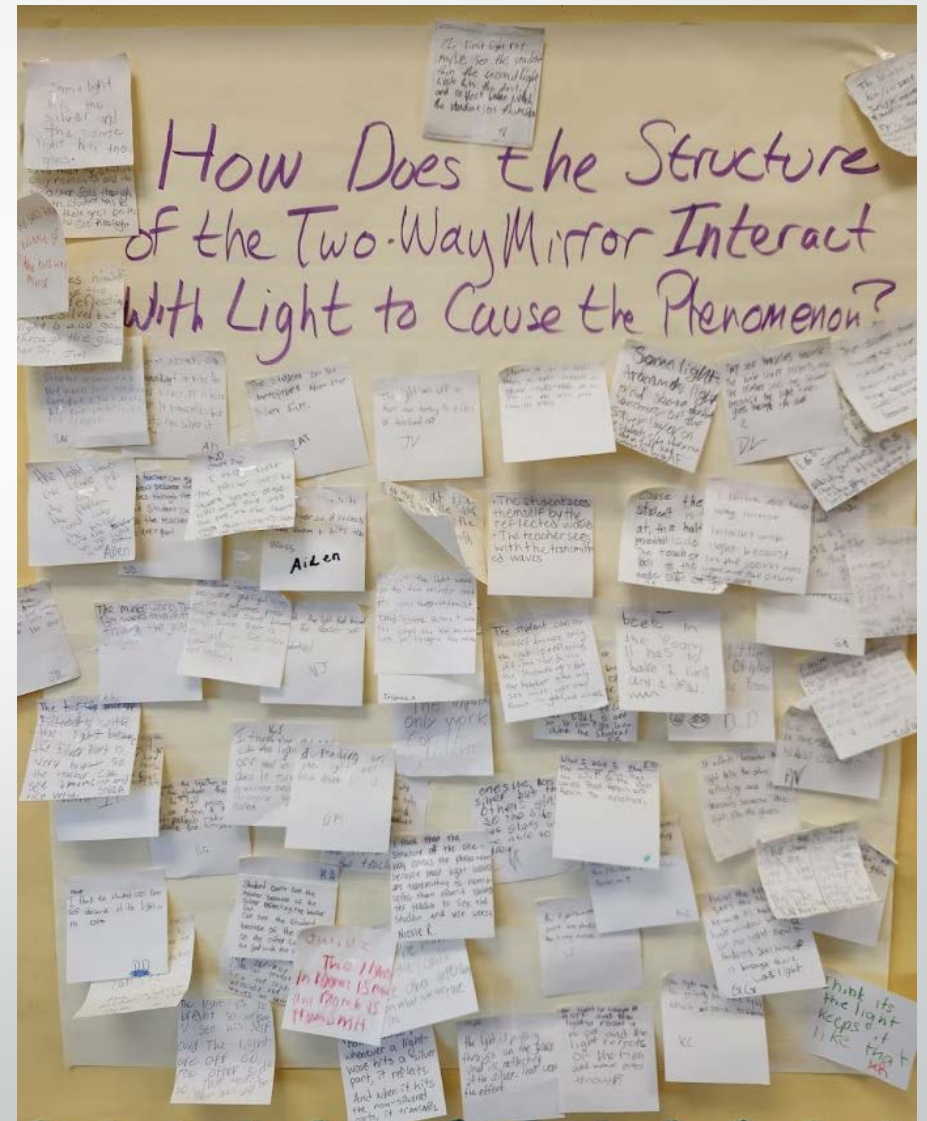
# Elementary Science

- Sci21 (Gr K - 5)
- Daily Science Instruction for ALL students
- Phenomenon Based
- Aligns with NYS Elementary Level Science (ELS) (Grade 5) Assessment
- Aligns with NYSSLS (NYS Science Learning Standards)
- Partnership with PNW BOCES
- Professional Learning for Teachers
- Science Investigations
- Elementary Science Team Articulation Meetings
- English and Spanish



**“The OpenSciEd curriculum challenges the students to make their own discoveries through investigations, modeling, and collaboration. It has transformed my science teaching, and the students are learning in an inquiry-based method that works!”**

*Eugene Donepp, 6th Grade Science*



# Middle School Science

- Carolina/OpenSciEd (Gr 6 - 8)
- Daily Science instruction for ALL students
- Phenomenon Based
- Aligns with Next Gen Science Standards and NYSSLS
- Aligns with NYS Intermediate Level Science (ILS) (Gr 8) Assessment
- PNW BOCES Intermediate Level Science (ILS) Investigations PD
- MS Science Team  
Articulation/Curriculum Planning



A photograph of a diverse group of students in a classroom setting. In the foreground, three students are focused on a project at a table. A male student on the left is leaning over, assisting two female students. They are working with white, cylindrical components and thin white strips. In the background, another student is visible, and a person in a black t-shirt with a colorful graphic is standing near a window. The scene is brightly lit, suggesting a collaborative learning environment.

# Reimagining the Future of Our Instructional Programs



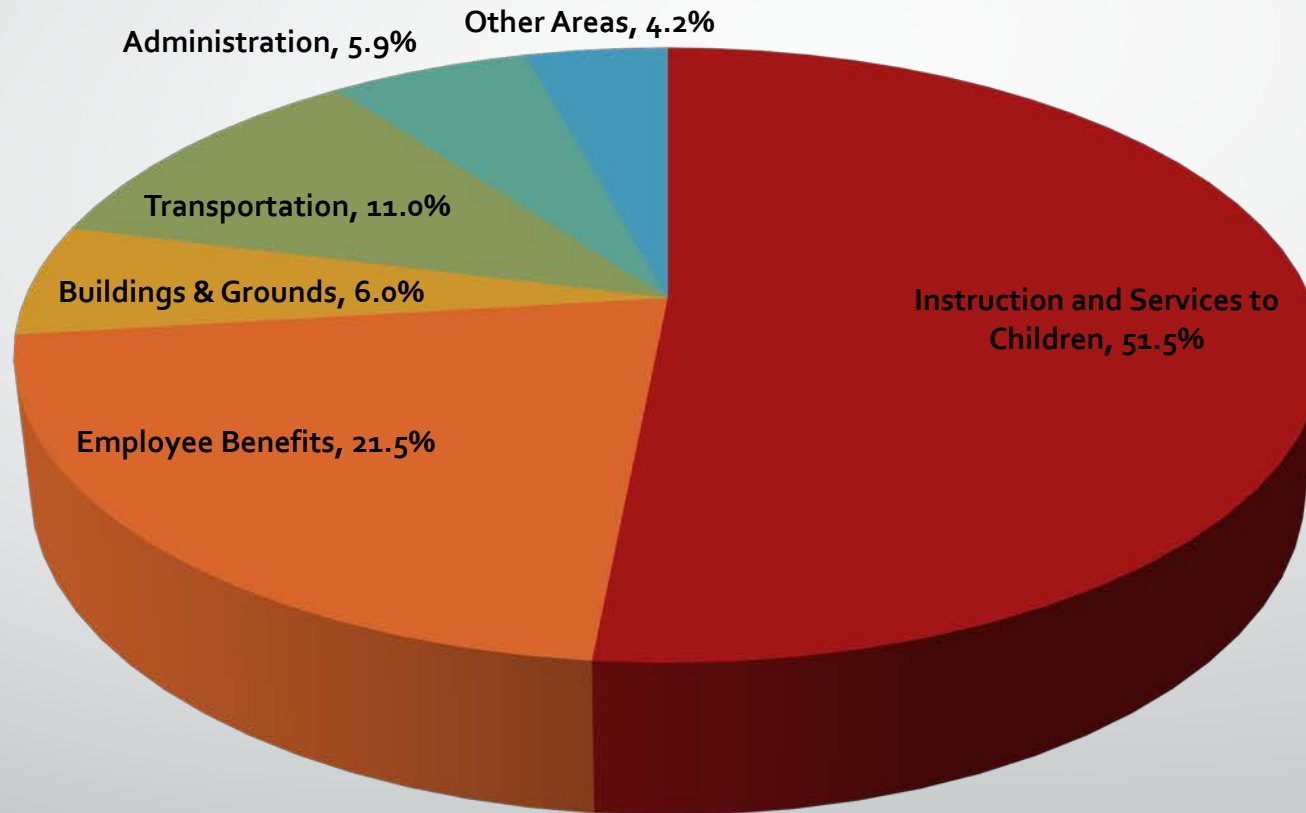
- Updated STEM Labs - Grady & AHHS-Outfitted with the resources to make STEM more active and hands-on
- Flexible seating
- Open Lab settings
- Makerspace resources
- Robotics Competitions
- EUFSD STEM Fair
- Recording Studio for Students
  - Raider News Broadcast
  - Student-run and produced



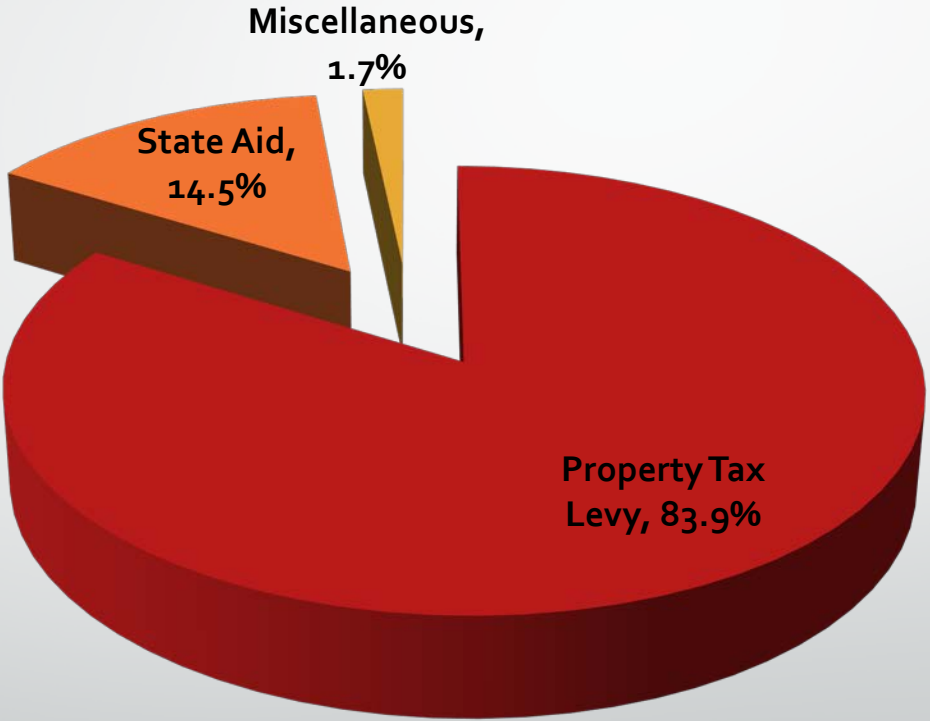
- Updated HS Course Offerings
- Varied Elective Courses Offerings (Cultural Studies, Film, Sciences, etc.)
- Expanded AP Course Offerings
- Community Partnerships/Internships
- Entrepreneur/Financial Studies
- Expand opportunities to Offer Full Class Schedules for HS Students



# Expense Budget



# Revenue Budget



# Expense Drivers/Continued Obligations\*

\*(known increases or best estimates)

- Retirement System Contributions
  - Teachers Retirement System 15.20%
  - Employees Retirement System 10.02%
- Employee Contracts 0 – 3%
  - Administrators
  - Teachers
  - Teaching Assistants
  - CSEA
- Health Insurance 10%
- Contract Transportation 4%
- General Liability Insurance 16%
- Special Education Services (total cost of placements) 41%
- Energy Costs 5%

# Proposed Additions/Deletions to the Budget

- Additions

● 1.0 FTE School Resource Officer	150,000
● 1.0 FTE Social Studies/ELL (Hamilton)	125,000
● 1.0 FTE English/ELL (Hamilton)	125,000
● Assistant Principal (shared between Grady and Dixson)	130,000
● Compact Truck Loader	65,000
● 8 Additional AHHS Students in BOCES Career & Tech	140,224
● Grady 5 <sup>th</sup> Grade Wing Flooring	45,000
● AHHS Gym Sound System	15,000

- Central Office Reorganization

● Eliminate position of Director of Technology	- \$160,000
● Eliminate position of Director of Curriculum, Instruction, Equity and Belonging	- \$165,000
● Create position of Assistant Superintendent (responsible for Curriculum, Instruction, Student Assessment and Reporting, Information Technology and Certificated Personnel)	\$195,000

# Tax Levy Cap Calculation

Prior Year Tax Levy		\$	34,480,814	
Multipled times the Tax Base Growth Factor	X		<u>1.0220</u>	
		\$	35,239,392	
Add Prior Year Pilot Payments	+	\$	<u>-</u>	
		\$	35,239,392	
Capital Local, Debt and Lease Expenditures (minus building aid)	-	\$	<u>258,702</u>	
Resulting Adjusted Prior Year Tax Levy		\$	34,980,690	
Multipled by Allowable Levy Growth Factor (CPI or 2%)	X		<u>1.0200</u>	
<b>Resulting Tax Levy Limit Reportable to Comptroller</b>		<b>\$</b>	<b>35,680,304</b>	
Plus Coming School Year Exemptions:				
Est. Capital Local, Debt and Lease Expenditures (minus bldg. aid)	+	\$	163,967	
ERS Exemption Est. Does not exceed 2%	+	\$	2,782	
TRS Exemption - Est. does not exceed 2%	+	\$	<u>-</u>	
<b>Maximum Allowable Tax Levy</b>		<b>\$</b>	<b>35,847,053</b>	<b>Allowable Increase 3.962%</b>

# District's Tax Cap History

## Historical Allowable Tax Levy Cap

	<u>19-20</u>	<u>20-21</u>	<u>21-22</u>	<u>22-23</u>	<u>23-24</u>	<u>24-25</u>	
<b>Allowable Increase</b>	4.40%	3.79%	2.99%	4.11%	5.50%	3.96%	
<b>Allowable Amount</b>	31,996,287	32,629,547	33,489,859	34,653,937	36,377,135	35,847,053	
<b>Actual Levy</b>	31,439,210	32,519,191	33,285,860	34,480,814	34,480,814	35,515,238	<b>3.00%</b>
<b>Under Allowable Cap</b>	557,077	110,356	203,999	173,123	1,896,321	331,815	

*\*24-25 Actual Levy is Proposed Levy Amount until the Board of Education adopts the budget.*



# District's State Aid History

(represents approx. 14.5% of revenue)

20-21		21-22		22-23		23-24		24-25	
<u>Amount</u>	<u>YTY%</u>	<u>Amount</u>	<u>YTY%</u>	<u>Amount</u>	<u>YTY%</u>	<u>Amount</u>	<u>YTY%</u>	<u>Amount</u>	<u>YTY%</u>
3,501,654	6.3%	3,776,531	7.8%	4,546,486	20.4%	6,391,379	40.6%	7,961,393	24.6%

# Sources of District Revenue

<u>Description</u>	<u>22-23</u>	<u>22-23</u>	<u>23-24</u>	<u>23-24</u>	<u>24-25</u>	
	<u>Budget</u>	<u>Actual</u>	<u>Budget</u>	<u>Projected</u>	<u>Proposed</u>	
Real Property Taxes	34,480,814	34,473,960	34,480,814	34,480,814	35,515,238	<b>3.00%</b>
Nonproperty Tax	270,000	980,394	355,000	972,000	802,871	
Health Services for Other Districts	85,000	73,794	85,000	85,000	85,000	
Interest and Earnings	115,000	1,480,406	427,231	1,550,294	950,000	
Misc/Gifts (Scholarships)/Bisect Dwell		165,325				
State Aid	4,546,486	4,926,079	6,391,379	6,391,379	7,961,393	
Medicaid Assistance	<u>10,000</u>	<u>30,585</u>	<u>10,000</u>	<u>10,000</u>	<u>10,000</u>	
	39,507,300	42,130,545	41,749,424	43,489,487	45,324,503	
Appropriated Fund Balance	300,000		-		400,000	
<b>TOTAL BUDGET</b>	<b>39,807,300</b>		<b>41,749,424</b>	<b>43,489,487</b>	<b>45,724,503</b>	<b>9.52%</b>




# District Reserve Balances

Reserve for Workers Comp	388,285
Reserved for ERS	356,548
Reserved for TRS	1,598,583
Reserved for Tax Certiorari	13,008,000
Reserved for Emp Benefits/Accrued liability	1,169,340
Reserved for Capital Fund	20,000,000
Reserved for Repairs	391,745

# Proposed Capital Projects

(Capital Reserve Fund with Voter Approval)



# Proposed Budget Snapshot

- General Fund Budget - \$45,724,503
  - Tax Levy Increase of 3.00%
  - Budget to Budget Increase of 9.52%
- Capital Project Propositions - \$9,045,000
  - Projects Funded from District's Capital Reserve
  - Voter Approval Required to Expend Reserve Funds with No Impact on Tax Levy

# Impact on Taxpayer

- Average Home in the District = \$574,435
- Average Home Value Increased \$29,180 (up from \$545,255 Last Year)
- The Average Homeowner School Taxes = \$9,849
- An Increase of \$219 or 2.28%

# District Budget Vote and Board Elections

Tuesday, May 21, 2024

7:00AM – 9:00PM

Alice E. Grady Elementary School

