

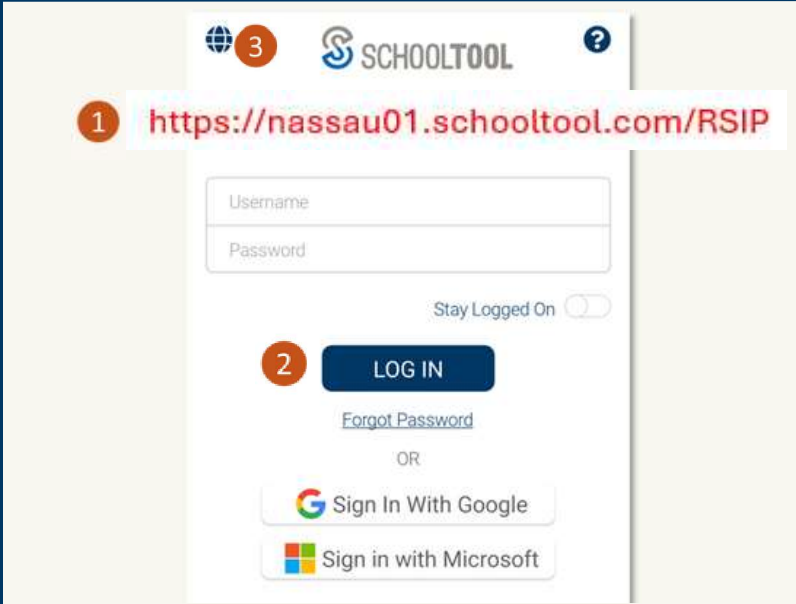



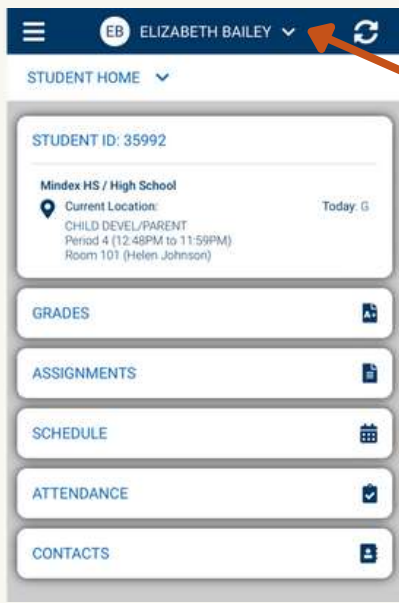
1 LOG IN SCREEN

- 1 Enter your school's SchoolTool Website using the Edit Button 
- 2 Enter your Username and Password and click Log In OR click to sign in with Google or Microsoft
- 3 Select a Language using the  icon




2 STUDENT HOME

- 1 Use the down arrow  to select the student you would like to view
- 2 Select which tab you would like to view: Student Information, Grades, Assignments, Schedule, Attendance, or Contacts



3 SETTINGS & NOTIFICATIONS

- 1 Click the hamburger icon  to go to the Menu
- 2 Click Settings to change your Notification and/or Language preferences
- 3 Click Notifications to review your notifications

