



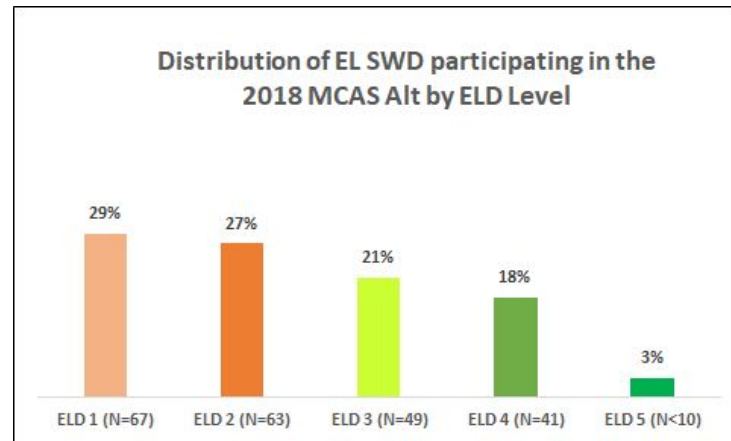
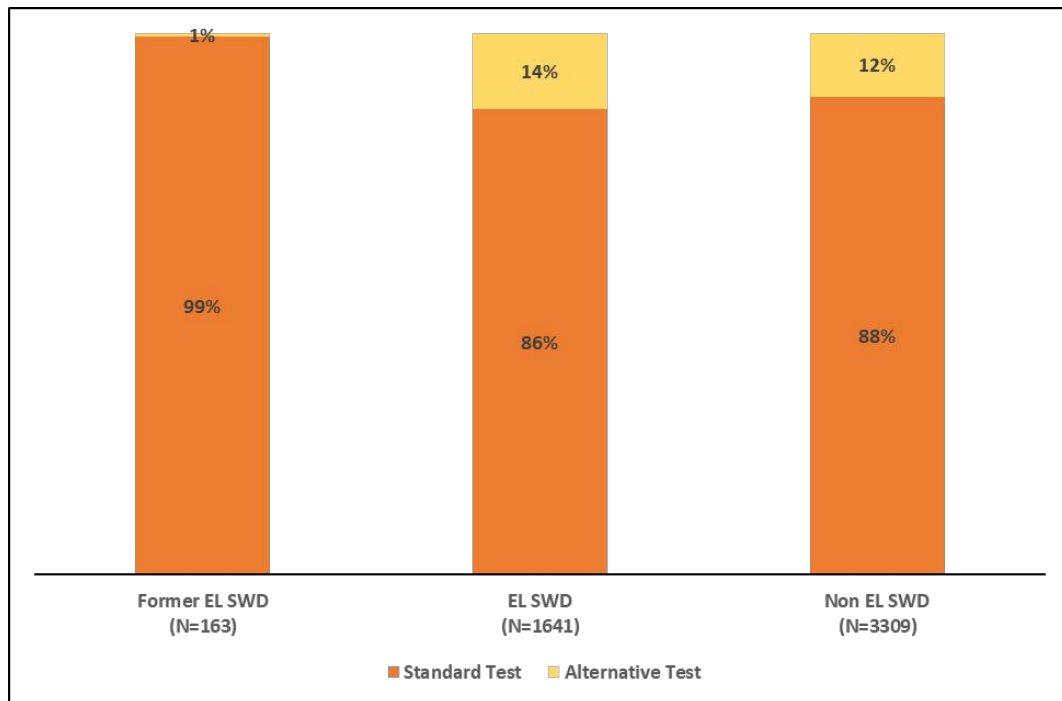
Spring 2018 MCAS Results for English Learner Students with Disabilities

*Mary Dillman, Interim Executive Director, Office of Data and Accountability,
Elena Lanin, Senior Analyst, Office of Data and Accountability*

Boston Public Schools

Presentation to the English Language Learner Task Force
SPED-ELL Subcommittee of the Boston School Committee
November 13, 2018

Spring 2018 participation of students with disabilities on MCAS Alt vs. the Standard MCAS Test by LEP Status



This analysis contains the Horace Mann Charter Schools.
 LEP status as it was when a student was assessed.
 Former EL subgroup includes students who have been reclassified within the past 4 years.

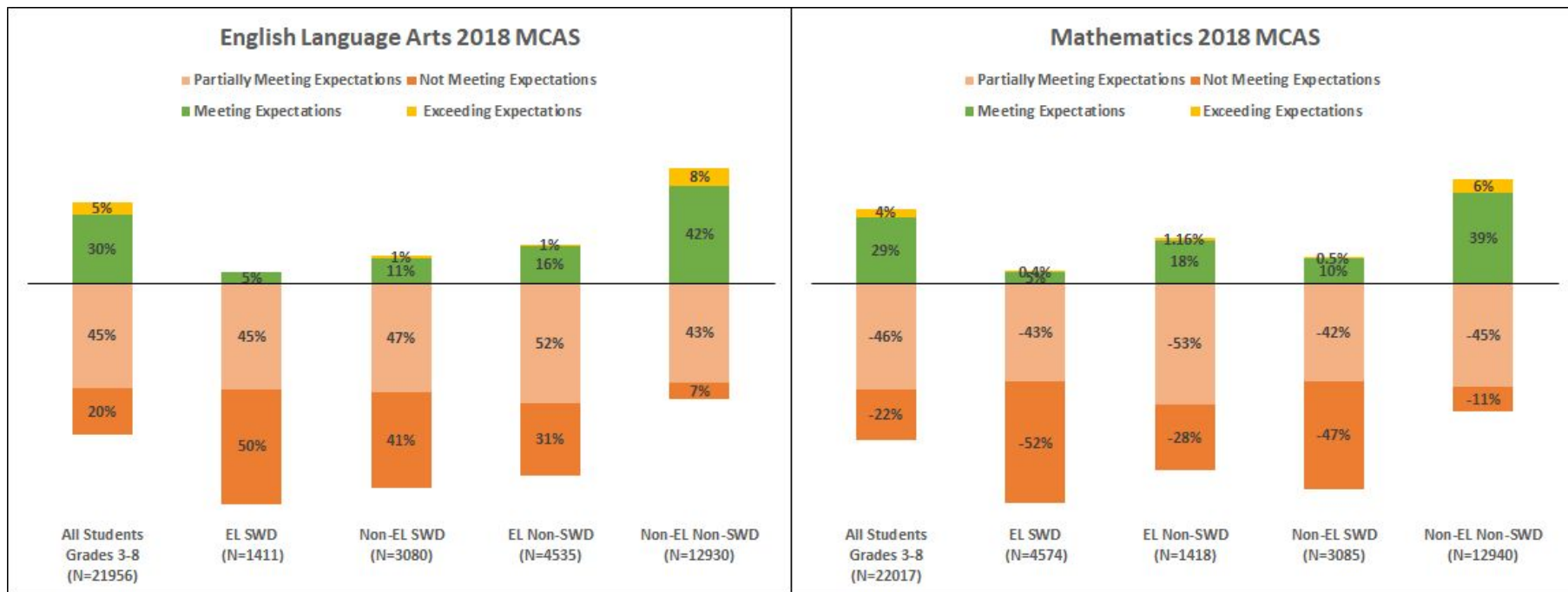
Performance of Students with Disabilities on the MCAS Alt

To meet federal requirements for reporting disaggregated and aggregated results of statewide assessments for all students, the Massachusetts Department of Elementary and Secondary Education includes results of the MCAS-Alt assessment in school, district, and statewide reports of MCAS results as achievement levels only. The alternate achievement levels of Incomplete, Awareness, Emerging, and Progressing will be included in the lowest achievement level for the purpose of school and district reporting.

Therefore, 100% of students in Grades 3-8 who took the MCAS Alt were designated as Not Meeting Expectations in 2018 and 100% of students in 10 Grade who took the MCAS Alt were designated as Failing.

2018 Grades 3–8 MCAS Results For English Learner Students with Disabilities

Spring 2018 MCAS Grades 3–8 Achievement Levels By ELL & Disability Status*

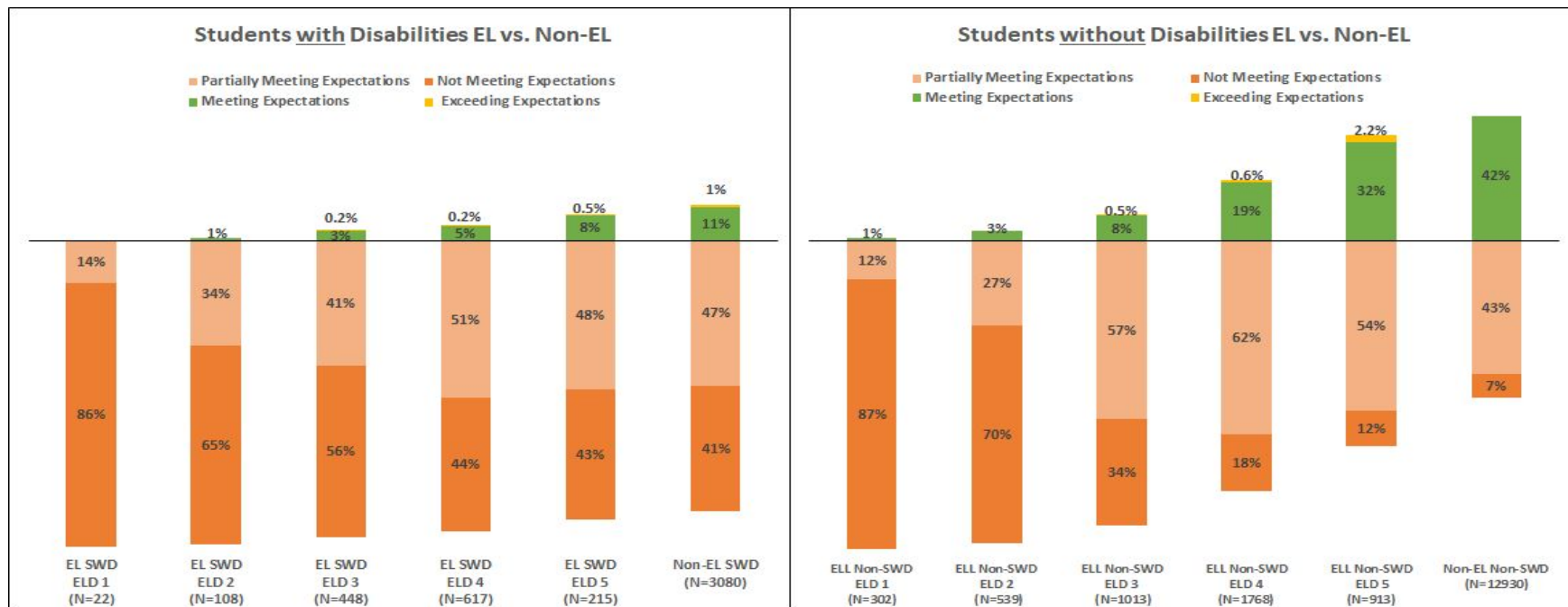


This analysis contains the Horace Mann Charter Schools.
 Alternative test results are not included in this analysis.

* LEP status as it was when a student was assessed.

** Non-EL students include Never EL and Former EL students.

ELA Spring 2018 MCAS Achievement Levels by ELD Level* & Disability Status



This analysis contains the Horace Mann Charter Schools.

Alternative test results are not included in the analysis.

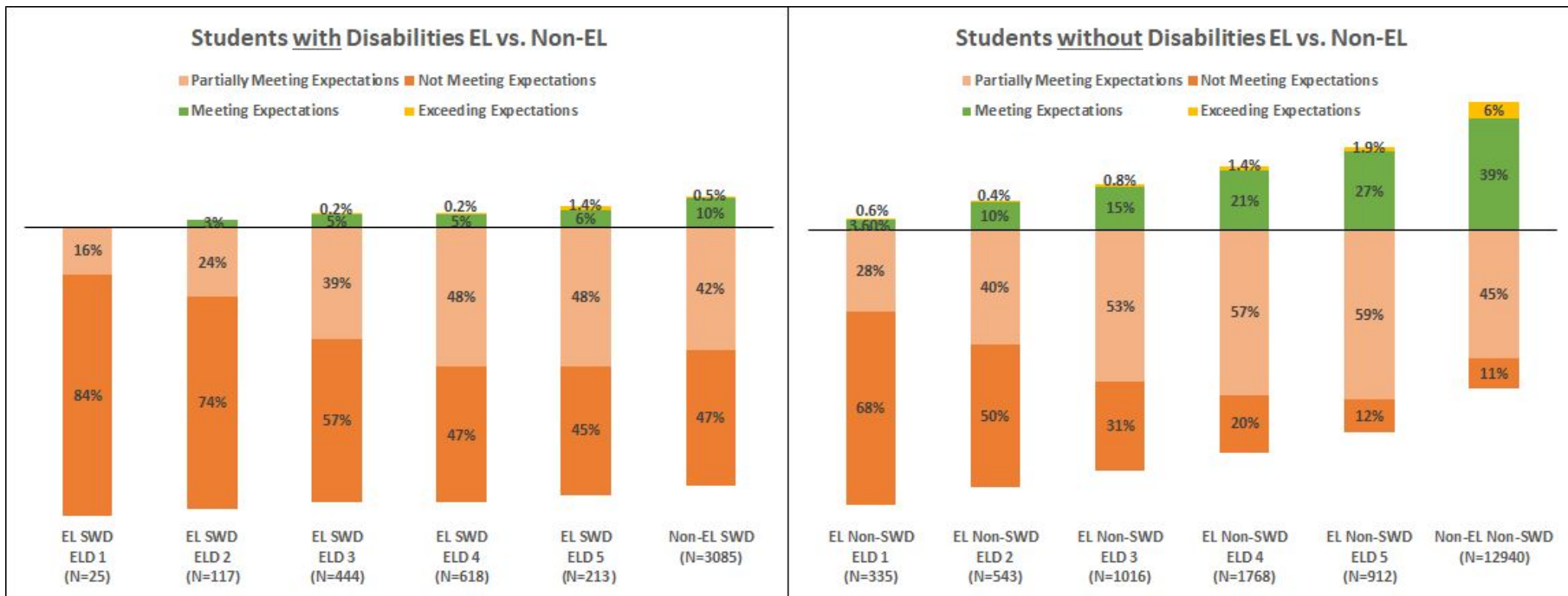
BPS ELD levels are assigned through the initial screener and updated annually based on English proficiency results (ACCESS for ELLs) as well as teacher input and other school data.

* ELD Level as it was when a student was assessed.

** LEP status as it was when a student was assessed.

*** Non-EL students include Never EL and Former EL students.

Mathematics Spring 2018 MCAS Achievement Levels by ELD Level* & Disability Status



This analysis contains the Horace Mann Charter Schools.

Alternative test results are not included in the analysis.

BPS ELD levels are assigned through the initial screener and updated annually based on English proficiency results (ACCESS for ELLs) as well as teacher input and other school data.

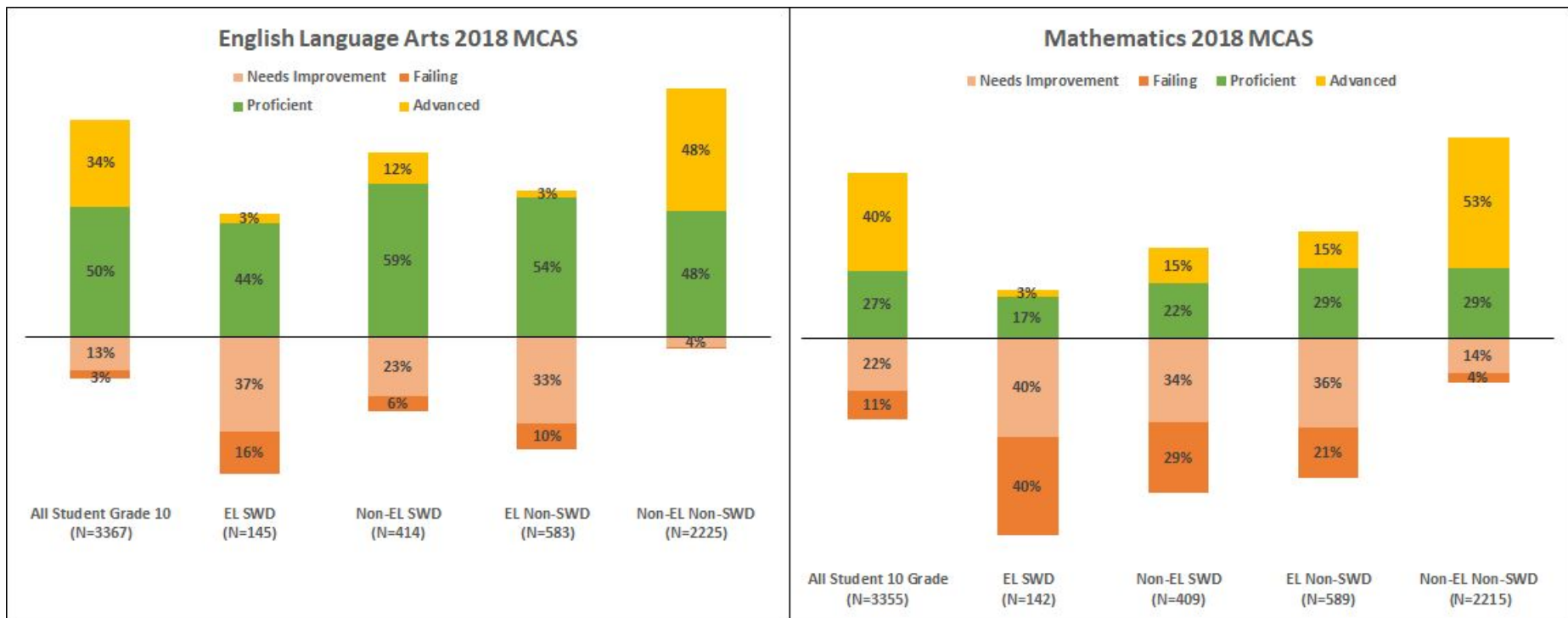
* ELD Level as it was when a student was assessed.

** LEP status as it was when a student was assessed.

*** Non-EL students include Never EL and Former EL students.

2018 Grade 10 MCAS Results For English Learner Students with Disabilities

Spring 2018 MCAS 10 Grade Achievement Levels By ELL & Disability Status*

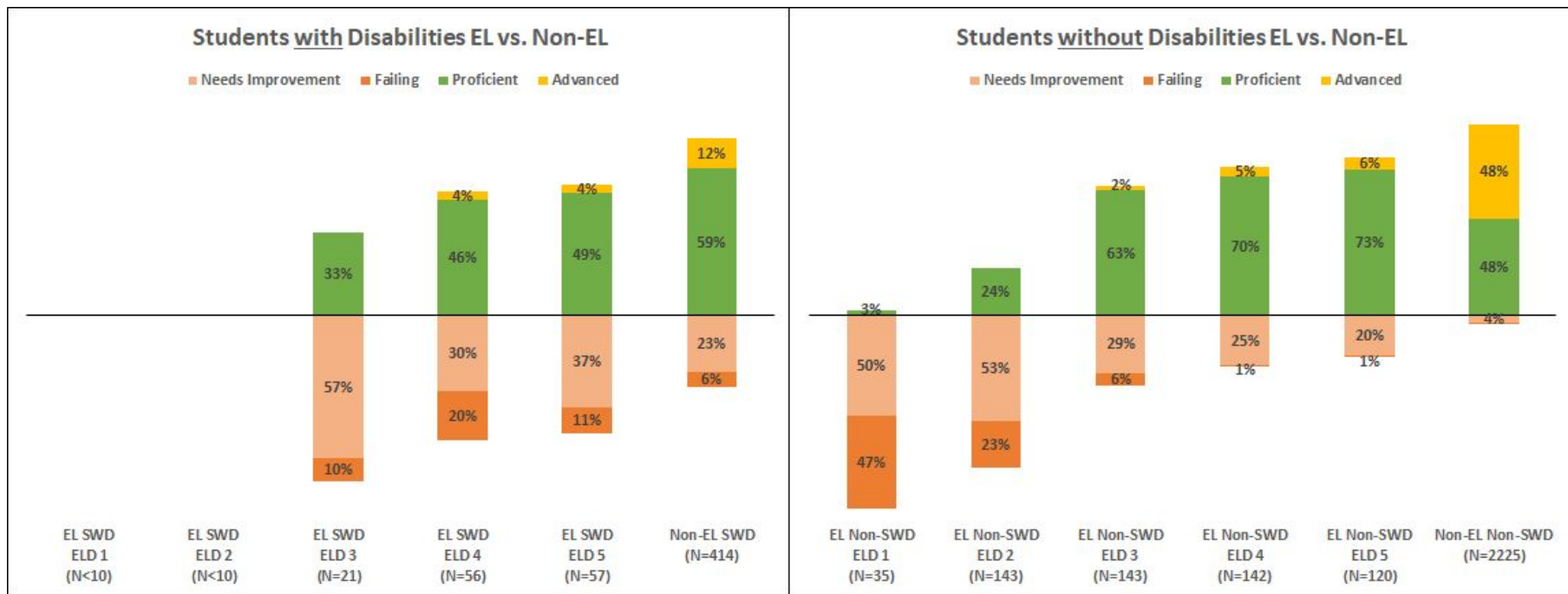


This analysis contains the Horace Mann Charter Schools.
Alternative test results are not included in the analysis.

* LEP status as it was when a student was assessed.

** Non EL students include Never EL and Former EL students.

ELA Spring 2018 MCAS Achievement Levels by ELD Level* & Disability Status



This analysis contains the Horace Mann Charter Schools.

Alternative test results are not included in the analysis.

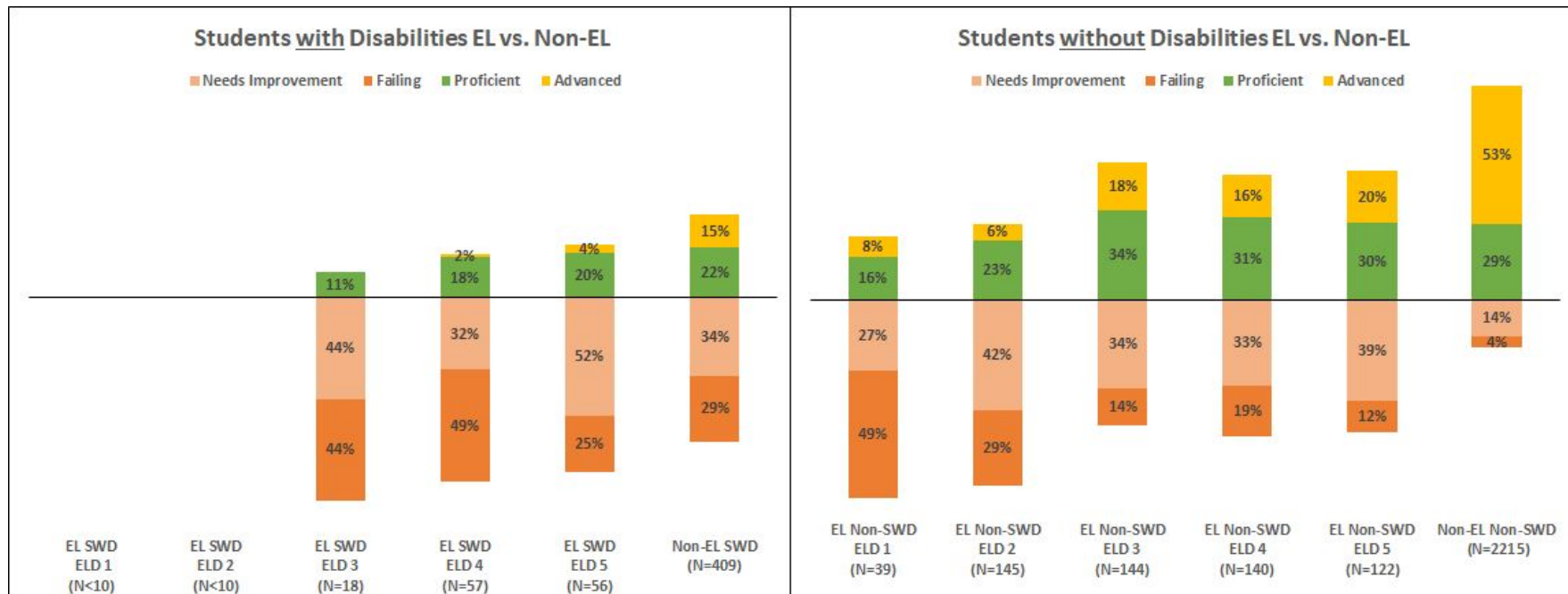
BPS ELD levels are assigned through the initial screener and updated annually based on English proficiency results (ACCESS for ELLs) as well as teacher input and other school data.

* ELD Level as it was when a student was assessed.

** LEP status as it was when a student was assessed.

*** Non-EL students include Never EL and Former EL students.

Mathematics Spring 2018 MCAS Achievement Levels by ELD Level* & Disability Status



This analysis contains the Horace Mann Charter Schools.

Alternative test results are not included in the analysis.

BPS ELD levels are assigned through the initial screener and updated annually based on English proficiency results (ACCESS for ELLs) as well as teacher input and other school data.

* ELD Level as it was when a student was assessed.

** LEP status as it was when a student was assessed.

*** Non-EL students include Never EL and Former EL students.