



Office of English
Language Learners (OELL)

OEL Compliance Update for EL Task Force

Priya Tahiliani

Assistant Superintendent

Office of English Language Learners

June 2018

Paragraphs 54 and 55 - Overview

Table 1: District Overview of ESL Compliance: March 2018*

		<i>Elementary</i>	<i>Secondary</i>	<i>Total</i>
Total English Learner Students		7,539	6,081	13,620
% of ELs whose ESL Courses are All the Approved Type:	Total	7,054	5,190	12,244
	Percent	94%	85%	90%
% of ELs whose Teachers of ESL are All ESL Certified	Total	7,045	5,482	12,527
	Percent	93%	90%	92%
% of ELs who are Receiving the Appropriate Amount of ESL	Total	7,167	5,397	12,564
	Percent	95%	89%	92%
% of ELs who are Correctly Grouped for All ESL Courses	Total	6,378	4,554	10,932
	Percent	85%	75%	80%

*As in previous cover letters submitted since SY15-16, this analysis excludes the schools reported separately. Totals for ESL compliance also exclude students who are approved opt-outs (n=25 for March 2018).

Schools Reported Separately in Paragraph 54 Reports

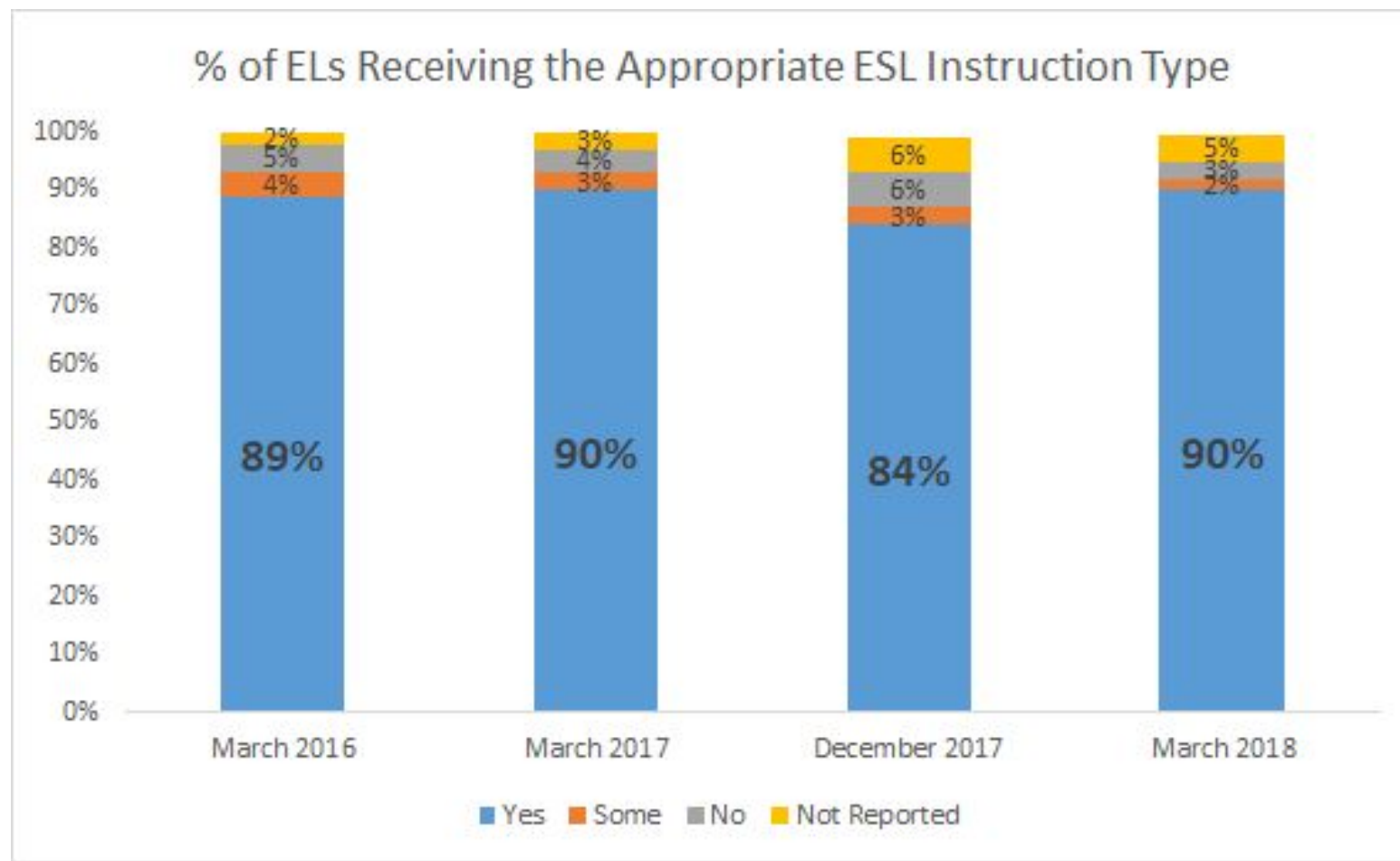
School	Rationale
Alighieri Montessori School	Montessori school
Boston Green Academy	In-District Horace Mann Charter School
Dever Elementary	Level 5 State Receivership School
Sarah Greenwood K-8*	Dual Language, *only grades K2 to 5.
Henderson K-12	Inclusion School for Students with Severe Disabilities. Additional information on program model found in Appendix.
Hernandez K-8	Dual Language All Grades.
Horace Mann School for the Deaf Hard of Hearing	Specific Language Program for the Deaf and Hard of Hearing.
Hurley K-8 School	Dual Language All Grades.
Margarita Muniz Academy	Dual Language All Grades.
Mario Umana Academy*	Dual Language, * only grades K2 to 3.
McKinley Elementary	Inclusion School for Students with Disabilities.
McKinley Middle	Inclusion School for Students with Disabilities.
McKinley Prep High Sch	Inclusion School for Students with Disabilities.
McKinley So. End Acad	Inclusion School for Students with Disabilities.
Russell Elementary	Systemic Functional Linguistics Pilot School.
UP Academy Boston	In-District Horace Mann Charter School
UP Academy Dorchester	In-District Horace Mann Charter School
UP Academy Holland	Level 5 State Receivership School
Boston Day and Evening Academy	Does not utilize Aspen SIS.
Carter Center	Does not utilize Aspen SIS.
Dudley Street Neighborhood	In-District Horace Mann Charter School
Dorchester Academy	Alternative school program.
Greater Egleston High	Alternative school program.

The level of compliance for English Learners in the schools listed in this table are provided to DOJ in a separate section of the Paragraph 54 report submission. A total of 2,208 ELs were reported to DOJ in this manner in March 2018.

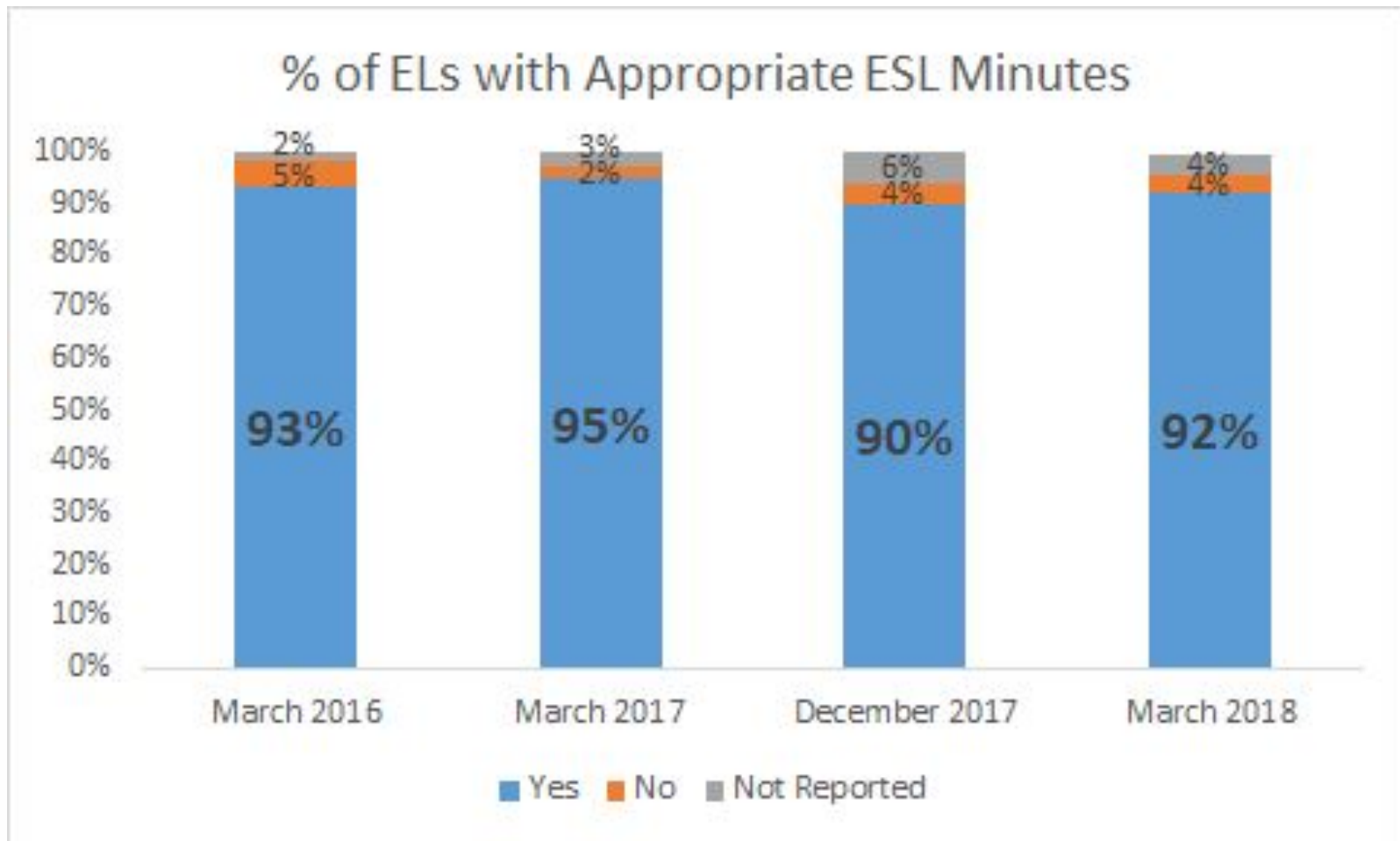
These schools include in-district Horace Mann charter schools, Level 5 schools, schools that do not utilize Aspen SIS for scheduling, dual language schools/programs, and schools that have other educational models that may impact reporting.

Additional information about the school models are reported to DOJ.

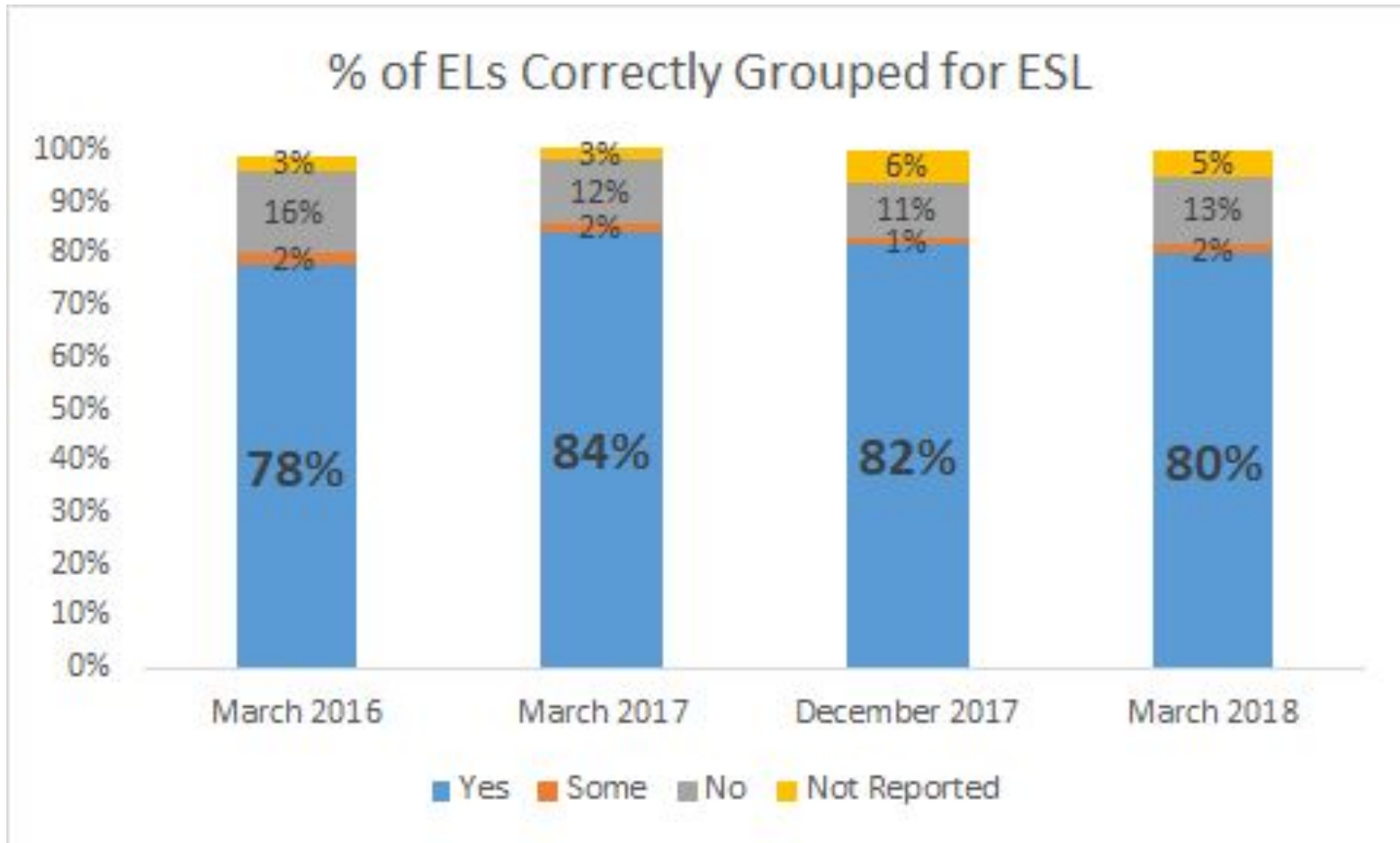
Paragraphs 54 and 55 - ESL Instruction Type



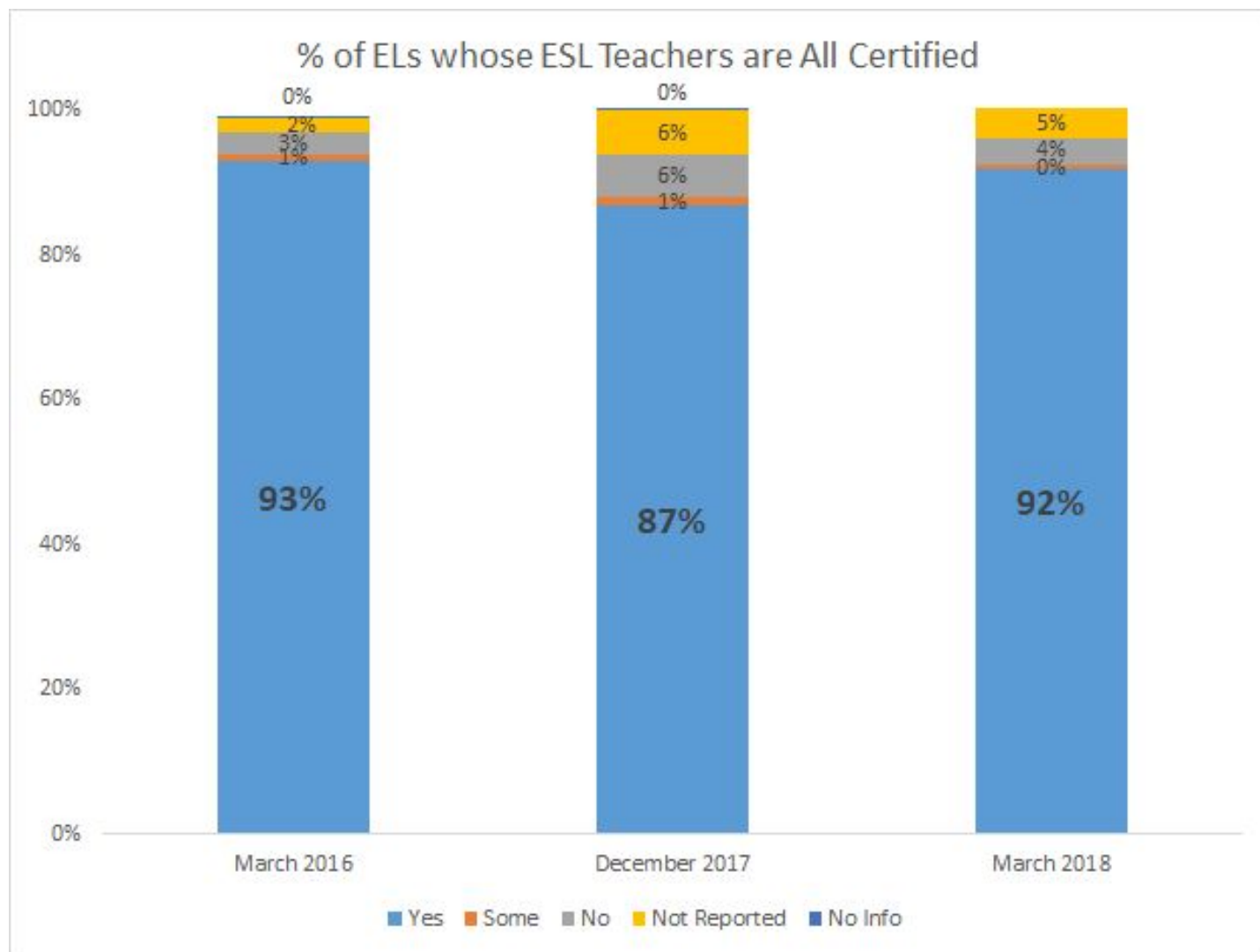
Paragraphs 54 and 55 - ESL Weekly Minutes



Paragraphs 54 and 55 - ESL Grouping



Paragraphs 54 and 55 - ESL Certified Teachers



ESL MTEL Preparation Course

- ★ 16 hour course offered to teachers at dual language schools at 8 sessions
 - includes materials
- ★ Hosted at the Sarah Greenwood School in Dorchester
- ★ Participants who have perfect attendance or miss only one class get \$50 voucher for MTEL registration
- ★ Providing second ESL MTEL preparation course next month in June


School	Number of Participants
Hernandez	4
Hurley	1
Umana	1
S. Greenwood	10
Margarita Muniz	3
Total	19

Paragraphs 54 and 55 - Linking Services

Table 2: Linking Together the Level of ESL Services: March 2018*

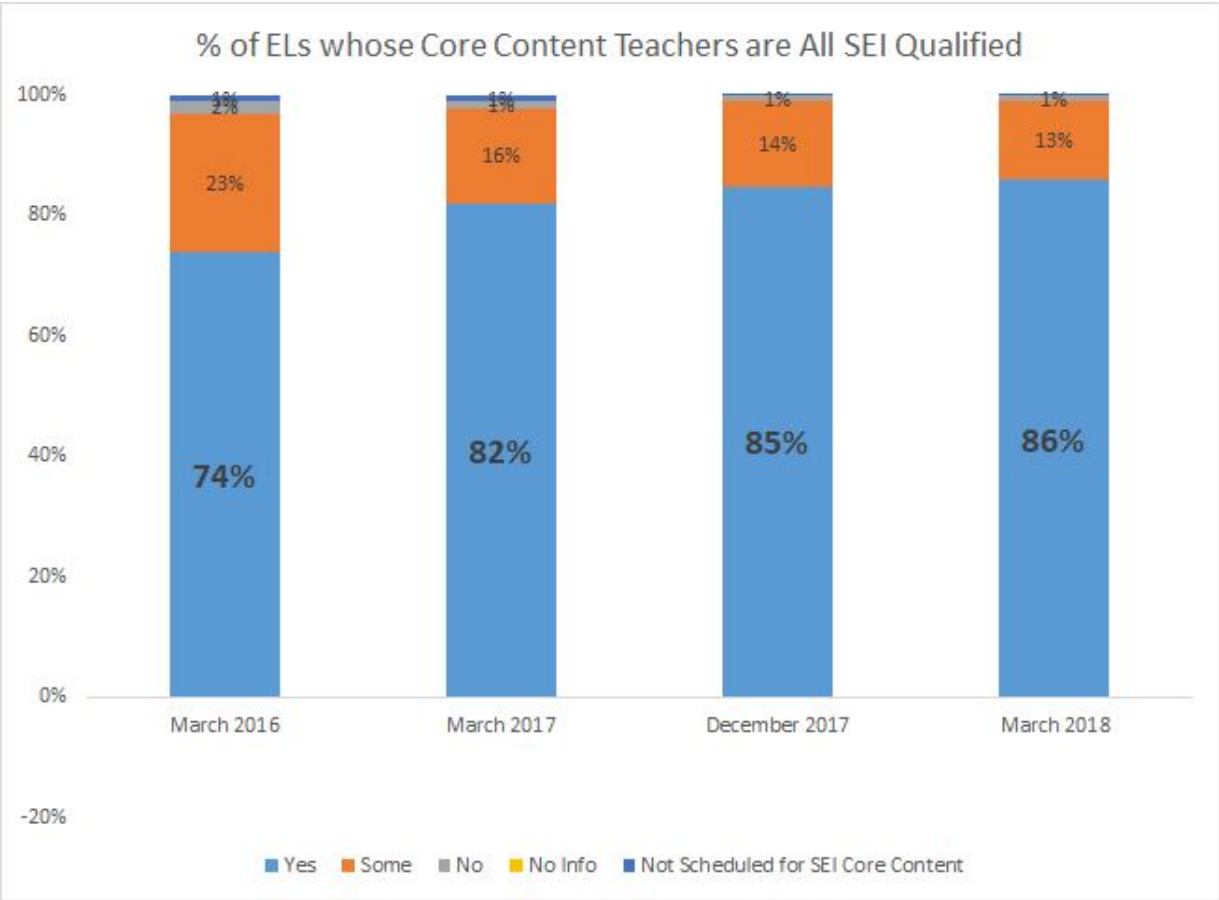
	Elementary			Secondary			TOTAL		
	Total ELs	<i>Total Receiving ESL Services</i>	Percent	Total ELs	<i>Total Receiving ESL Services</i>	Percent	Total ELs	<i>Total Receiving ESL Services</i>	Percent
Correct ESL Instructional Type and Teacher	7,539	6,829	91%	6,081	4,953	81%	13,620	11,782	87%
Correct Type, Minutes, and Teacher	7,539	6,725	89%	6,081	4,682	77%	13,620	11,407	84%
Correct Type, Minutes, Teacher and Grouping	7,539	5,963	79%	6,081	3,905	64%	13,620	9,868	72%

Paragraphs 54 and 55: Linking Services Over Time



SEI Core Content

Elementary			Secondary			TOTAL		
Total ELs	Total taught by SEI instructors who are all qualified*	%	Total ELs	Total taught by SEI instructors who are all qualified*	%	Total ELs	Total taught by SEI instructors who are all qualified*	%
7,561	6,833	90%	6,084	4,836	79%	13,645	11,669	86%



*As in the previous cover letters submitted since SY15-16, this analysis excludes the schools reported separately. Unlike the ESL compliance analysis, this analysis *includes* the approved opt-outs.

Paragraph 97 - RETELL Sessions

Course	Semester	Session Start Date	Capacity	Facilitator	Course Location
RETELL 600-SP18-002-003 5 SEI Teacher Endorsement - Full [Boston]	SP 2018	2/19/2018 Monday 04:00 pm- 07:00 pm	30	Margaret Arlauskas	550 Dudley St Roxbury, MA 02119
RETELL 600-SP188-004-00 35 SEI Teacher Endorsement - Full [Boston]	SP 2018	2/21/2018 Wednesday 04:00 pm- 07:00 pm	30	April Burke	Alighieri, Dante Montessori School 37 Gove St, East Boston, MA 02128
RETELL 600-SP18-004-003 5 SEI Teacher Endorsement -Admin [Boston]	SP 2018	4/26/2018 Tuesday 02:00 pm- 05:00 pm	30	Sunita Mehrota	Bruce Bolling Building 2300 Washington St Roxbury Ma 02119

Paragraphs 53 and 59 - Staffing for ESL

90% of teachers scheduled to teach ESL hold the ESL license.

	October 2015	March 2016	October 2016	March 2017	October 2017	March 2018	Change from March 2017
1) Overall total number of BPS school-based staff who have an ESL license	1889	1823	1887	1924	1996	1990	+3.4%
2) Total Scheduled to teach ESL	1084	1229	1341	1355	1366	1323	-2.4%
Licensed	836	1103	1114	1176	1143	1189	+1.1%
Unlicensed	248	126	227	179	223	134	-25.1%

Paragraphs 53 and 59 - Staffing for SEI Core Content

95% of core content teachers of ELs in K2-12 are SEI qualified.

	Oct. 2015	March 2016	Oct. 2016	March 2017	Oct. 2017	March 2018	Change from March 2017
1) Total Core Content Teachers of ELs	2402 (K2-12)	3030 (K0-12)	3184 (K0-12)	2839 (K2-12)	2886 (K2-12)	2626 (K2-12)	-7.5%
2) SEI Endorsed /ESL license	2009	2660	2870	2599	2643	2483	-4.5%
3) Teachers Registered for BPS RETELL in SY1718 or who Passed BPS RETELL IN SY1617	12	7	44	52	N/A	26	
4) Core content Teachers of ELs without SEI Endorsement/ESL license and not registered for a BPS RETELL course*	381	363	217	193	249	117	-39.4%

*We are unable at this time to identify teachers who may be enrolled in RETELL courses outside of those to be provided by BPS (e.g., for-cost courses offered by other vendors).

Paragraph 104

Each year, we report the number of core content provisional teachers and their license:

- 933 Provisional teachers who fit the reporting criteria. Of that, 610 were given reasonable assurance for SY18-19 employment.
- Determinations were made at the time of Probable Organization meetings based on employees' qualifications or demonstration of progress made toward obtaining the appropriate qualification.
- If the employee has not subsequently obtained the SEI endorsement, s/he will be non-renewed in June 2018.
- Among the 164 employees currently not SEI qualified, two employees passed a BPS RETELL course in SY16-17 (indicating that their paperwork is in transition) and 17 employees registered for a BPS RETELL course.

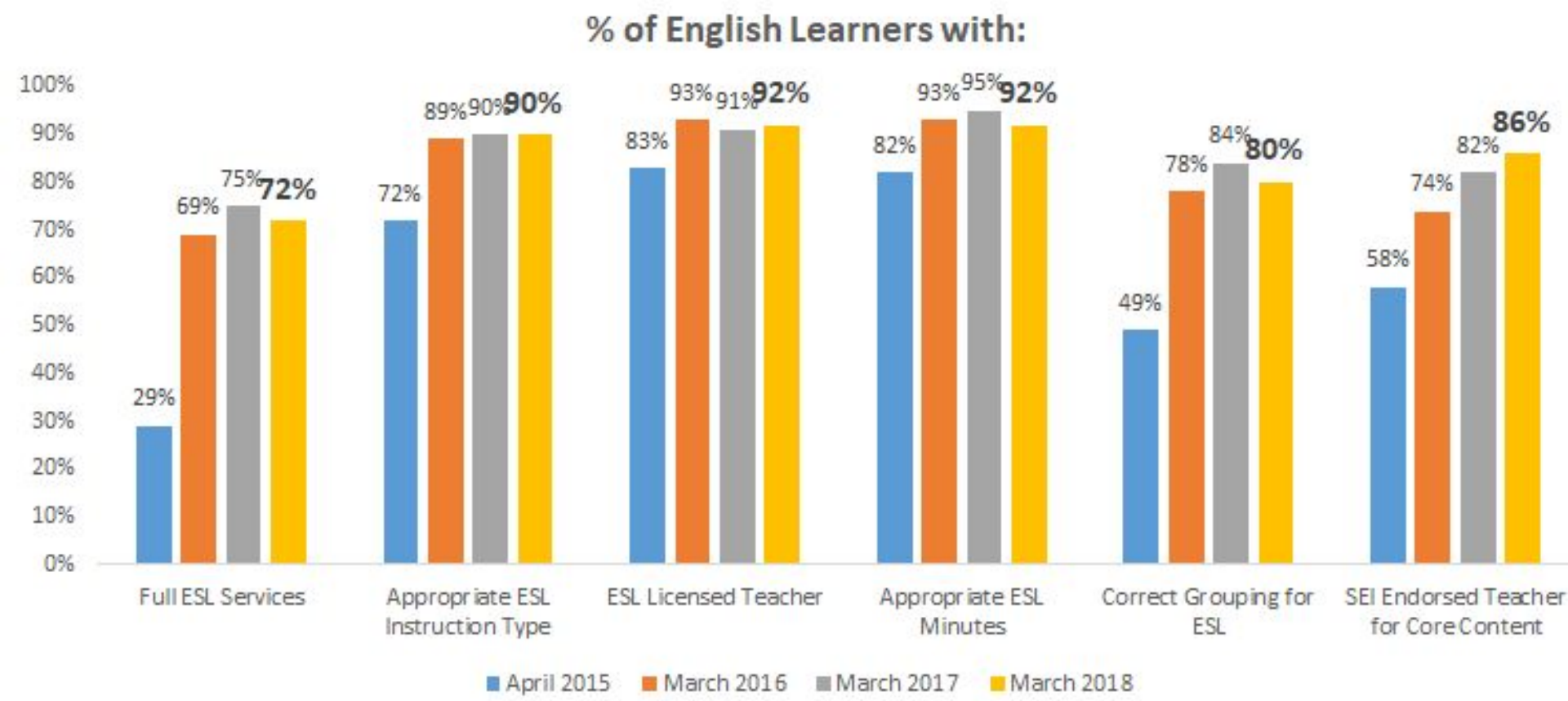
Summary of SY17-18 Provisional Teachers in BPS

	No Entry	Non Renewed	Reasonable Assurance	Total
Total	1	322	610	933
1st Year Prov	1	203	340	544
2nd Year Prov	0	119	270	389

Breakdown of Provisional Teachers who Possess ESL or SEI Endorsement based on their SEI Eligibility qualifications
(whether or not they teach core content to ELs)


	No Entry	Non Renewed	Reasonable Assurance	Total
SEI Eligible	0	136	241	377
<i>SEI only</i>	0	73	133	206
<i>ESL only</i>	0	0	6	6
<i>Neither</i>	0	41	25	66
<i>Both</i>	0	22	77	99
Not SEI eligible	1	186	369	556
<i>SEI only</i>	0	51	141	192
<i>ESL only</i>	0	4	9	13
<i>Neither</i>	1	111	139	251
<i>Both</i>	0	20	80	100

Progress Made Over Time



Data Warehouse

As part of our ongoing efforts to increase the accuracy of reporting as well as to improve our ability to provide timely ESL and SEI service information to school leaders and other key stakeholders in the district, this report has been generated via a new Data Warehouse process, as opposed to the more manual report generation reports used for previous reporting cycles.



Transitioned English Learner services report to online data warehouse platform for schools and central to access.




Report shows the level of ESL and SEI services for each EL student per school and is automatically updated daily.



Report provides a dashboard of the level of services for each school.

Paragraph 94 - School Visits

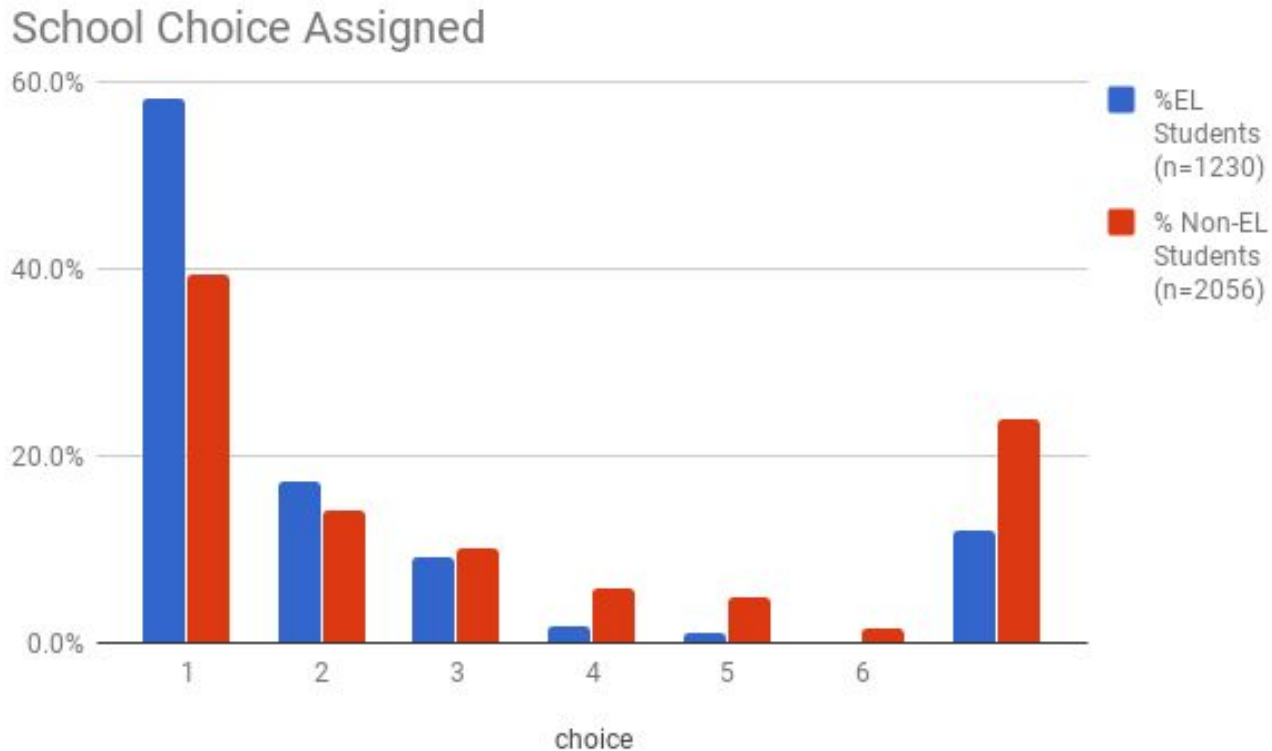
The District is charged to conduct at least one on-site visit at each school whose EL Plan was not approved. As a result, staff from OELL visited over 50 schools to review services for ELs.



Adams
Alighieri
Blackstone
Boston Arts Academy
Boston Collaborative
Boston Green
Bradley
Brighton
CASH
Channing
Charlestown High
Condon
Curley School
Dearborn
Dever
Dorchester Academy
East Boston EEC
Edison
Ellis
English High
Everett
Excel High

Frederick Pilot
Middle
Greenwood
Grew
Guild
Harvard Kent
Haynes EEC
Hennigan
Hernandez
Higginson
Elementary
Holmes
Horace Mann
Hurley K-8
Irving
JFK
King
Lee K-8
Madison Park
Mattapan Early
Elementary
McCormack
McKay

Paragraph 32(B) - School Assignment



Consistent with previous reporting, ELs are assigned to their first and second school choices at a higher rate than non-ELs, 52% compared to 31%, and 16% compared to 10% respectively. Furthermore, the rate of Administrative Assignment for ELs is substantially lower than non-ELs, 18% compared to 27%.

Paragraphs 72 and 75 - Supporting ELSWD

Paragraph 72 charges the District with maintaining and providing a list of names and contact information for qualified professional bilingual special education evaluators in each of the District's major languages and other languages to the extent available.

Paragraph 75

Special Education file review on January 24th:

- Evidence of language and content objectives were found in all settings.
- The classrooms were rich with additional language supports
- Teachers used several different strategies with clear language content
- Teachers demonstrated an awareness of students' different learning styles
- Students seemed comfortable to move about the classrooms, use the materials and resources available and respond in the format most comfortable to them.

Formal classroom observation was held on March 29th:

- Students were supported with clearly posted content and language objectives according to levels, vocabulary charts differentiated by levels, varied writing supports, written materials differentiated by levels and scaffolded by modeling or demonstrating, and connecting prior knowledge
- The lesson was appropriately scaffolded; the teacher differentiated to meet the individual needs of each student per their IEP.

Paragraphs 79 and 80 - Supplemental Services

Total English Learner students served in EL After School Program: 1149

34 Schools operated an EL After School Program

In March, opened up 4 new sites:

- Guild Elementary, Mendell Elementary, Roger Clap, and Gardner Pilot K-8

In February, opened up EL Acceleration Academy:

- Madison Park, Taylor, Sarah Greenwood

In January, expanded 5 EL After School programs to serve SLIFE students:

- Taylor Elementary, East Boston High School, TechBoston Academy, Orchard Gardens K-8, and Umana

Partnerships with Community Based Organizations:

- Umana - Sociedad Latina After School Program
- Hennigan - Somali Heritage Program
- Mildred - Latino STEM Alliance Robotics

After School Program SY17-18	Total Comp Group Enrolled at School	Total Student Participants	Total Non-EL Participants	Total EL Participants	Among ELs, Total Comp Group Participants
Total	467	1149	0	1149	139

SY17-18 After School Program:

Alighieri	JF Kennedy
Brighton	King
Charlestown	Lyndon
Clap	Madison Park
Dearborn	Mason
Dudley Charter	Mendell
East Boston	Mildred
Edwards	O'Bryant
English	Orchard Gardens
Frederick	Otis
Gardner	Quincy
Greenwood	Roosevelt
Grew	Taylor
Guild	TechBoston
Hennigan	Tynan
Horace Mann	Umana
Jackson Mann	West Roxury

SLIFE After School Program:

- Madison Park
- Umana
- Orchard Garden
- East Boston
- Taylor
- Mildred

Acceleration Academy:

- Taylor
- Greenwood
- Madison Park

Supplemental Programs



Supplemental Programs - Video



Supports for Parent Communications

Improvements to services:

- Implemented **translation memory** to provide more fiscally prudent services
- **Increased in-house capacity** by adding additional Spanish and Chinese Translation Coordinators
- Launched pilot for **telephonic interpretation**

We translate **29** different languages.

- 9 Major Languages of the District: Spanish, Portuguese, Chinese, Vietnamese, French, Haitian Creole, Cape Verdean Creole, Somali and Arabic
- Less common languages: Urdu, Tagalog, Mandinka, Bengali, Cambodian, Thai, Amharic, Albanian, Pashto



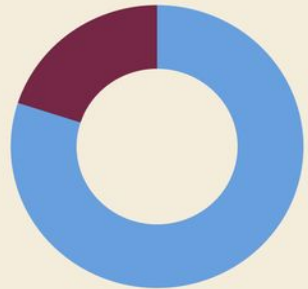
SY17-18 T&I: Spending to Date

General Ed.: **10%** (\$190,632)



Special Ed.: **90%** (\$1,745,569)

General Ed.: **12%** (n=2,741)



Special Ed.: **88%** (n=19,612)

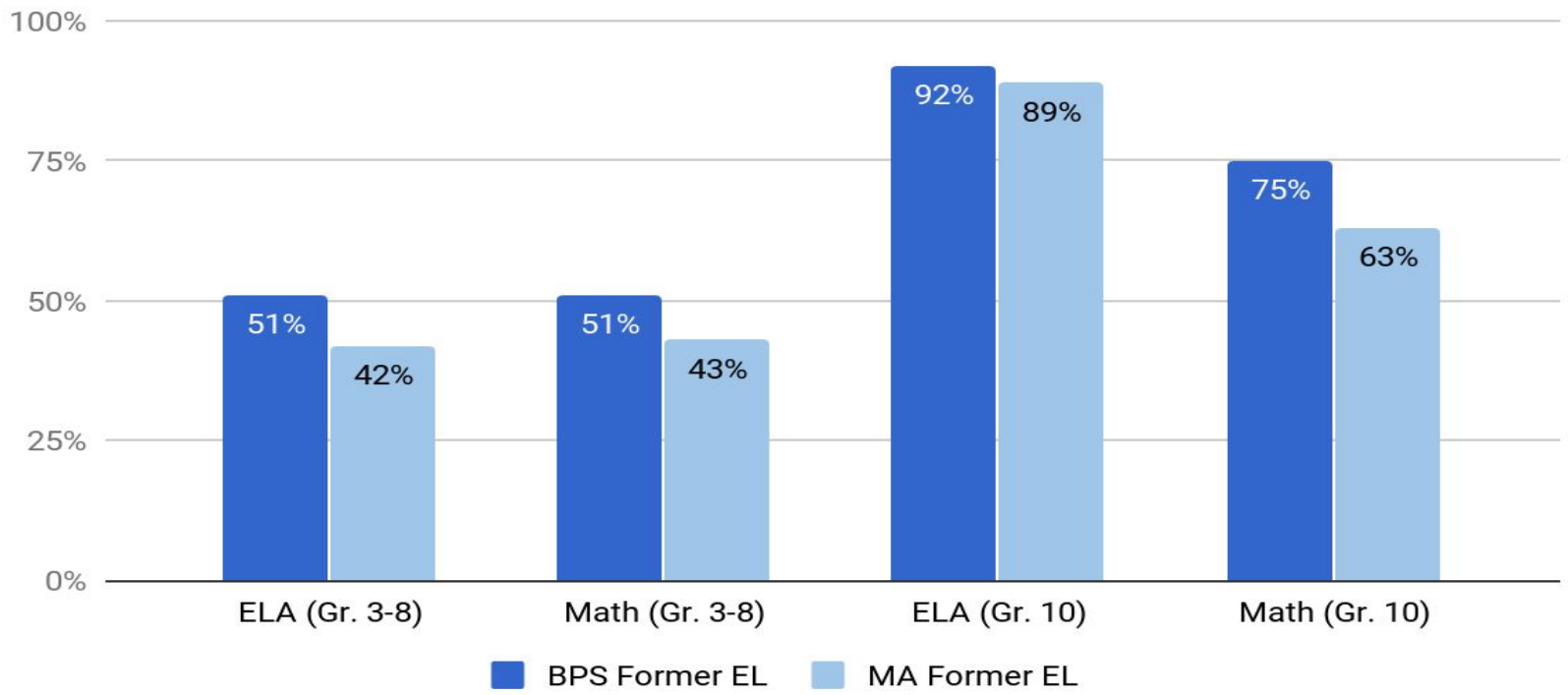
Translation and Interpretation in Boston Public Schools



SY17-18 T&I Requests Fulfilled to Date

FELs Outperform Never ELs

2017 MCAS Performance



Source: MA Department of Elementary and Secondary Education Edwin Analytics. BPS totals *exclude* in-district Horace Mann charter schools. The Gr 3-8 figures represent the proportion of students Meeting or Exceeding expectations on MCAS; Gr 10 figures represent the proportion of students scoring Advanced or Proficient on MCAS.