



2019 and 2021 MCAS Results for English Learners

MCAS Data Overview

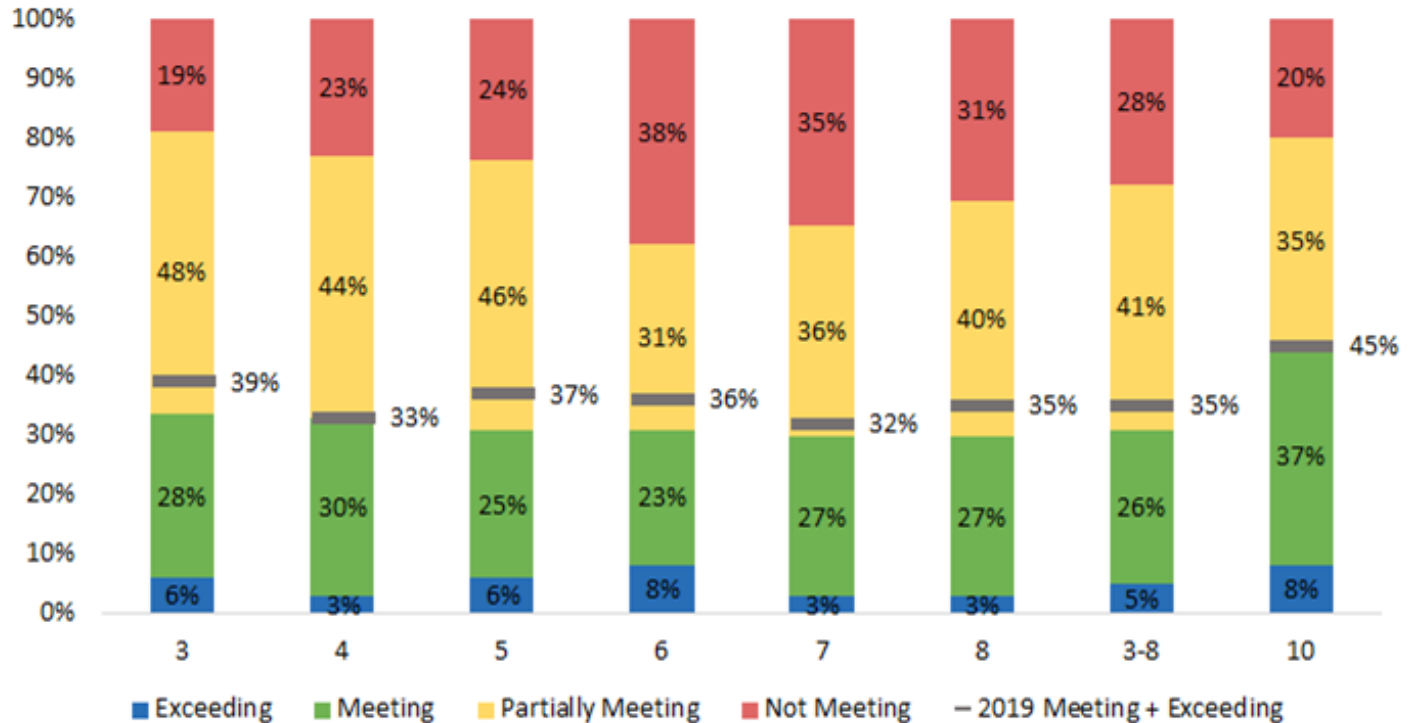
1. 2021 MCAS Context
2. Slide Overview
3. Grades 3-8 MCAS Data Breakout Rooms and Group Share Out
4. Grade 10 MCAS Data Breakout Rooms and Group Share Out

2021 Changes to MCAS Administration and Data

- In 2021, the following adjustments were made to MCAS due to COVID-19:
 - In grades 3-8, students took only one session of the MCAS, with a goal of approximately half of students taking session 1 and half taking session 2. Students were also permitted to take MCAS remotely.
 - In grade 10, students were required to take the MCAS in-person, due to the competency determination graduation requirement. Students who did not take the MCAS in spring 2021 will have the opportunity to take the retest in fall of 2021. The length of the 10th grade MCAS was not shortened.
- The intention of the 2021 MCAS administration was to provide diagnostic data to schools and districts. Accountability determinations will not be made in the fall of 2021.
- Science results from grade 8 are incomplete and do not include students who tested remotely.
- DESE changed the methodology for calculating student growth from a cohort-referenced growth model to a baseline-referenced growth model. This new approach allows schools and districts to better estimate the impact of the conditions during the pandemic on student learning and progress over the past eighteen months.

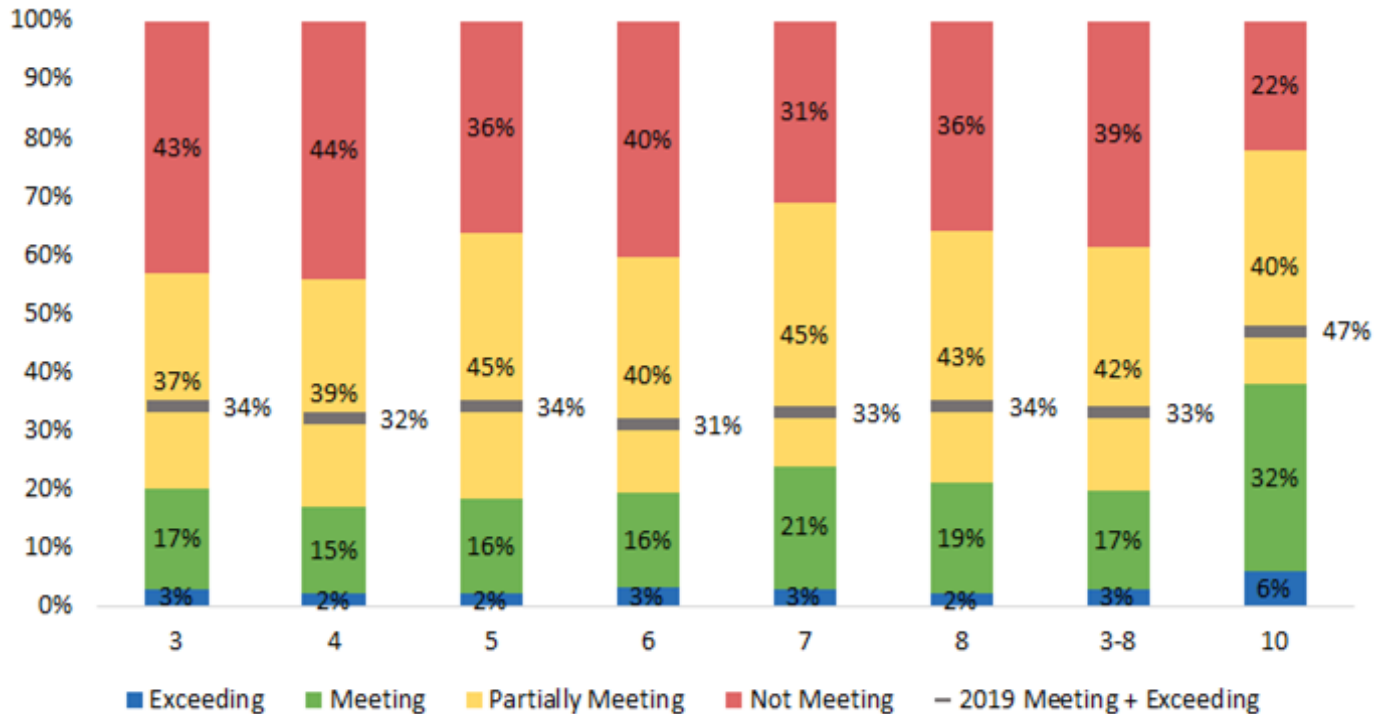
2021 English Language Arts (ELA) MCAS Results by Grade Level

31% of tested students met or exceeded expectations in grades 3-8 in ELA, a decrease of 4 percentage points from 2019. All grade levels saw a decrease or no change.



2021 Math MCAS Results by Grade Level

20% of tested students met or exceeded expectations in grades 3-8 in Math, a decrease of 13 percentage points from 2019, with all grade levels seeing a decrease.



Comparison with Large Urban MA Districts

Performance statewide and in other large urban districts also declined, with Boston experiencing smaller declines than the state and other districts.

Percentage of Students Meeting or Exceeding Expectations

District	Enrollment	Grades 3-8						Grade 10					
		ELA			Math			ELA			Math		
		2019	2021	Change	2019	2021	Change	2019	2021	Change	2019	2021	Change
Boston	48,112	35	31	-4	33	20	-13	45	45	0	47	38	-9
Springfield	24,239	30	24	-6	25	11	-14	30	36	6	24	22	-2
Worcester	23,986	37	28	-9	31	15	-16	42	42	0	36	29	-7
Brockton	15,384	27	21	-6	22	11	-11	34	35	1	26	22	-4
Lynn	15,587	38	24	-14	37	13	-24	37	36	-1	38	22	-16
Lowell	14,023	38	27	-11	37	18	-19	46	48	2	42	38	-4
Lawrence	12,842	30	18	-12	31	10	-21	30	28	-2	31	20	-11
State	911,465	52	46	-6	49	33	-16	61	64	3	59	52	-7

Data Protocol: Noticings and Wonderings

‘Noticings’ are your observations

What do I/we notice?

- What do we notice about the data?
- What trends do we see?
- What subgroup of ELs, if any, seem to have different outcomes than others?

‘Wonderings’ are probing questions

What do I/we wonder?

- What might be the underlying factors contributing to the trends we see?
- What might be the connection between ... and ...?
- What seems to be one of the key challenges in our district or schools?

2019 and 2021 MCAS Participation rate per Subject and EL Status

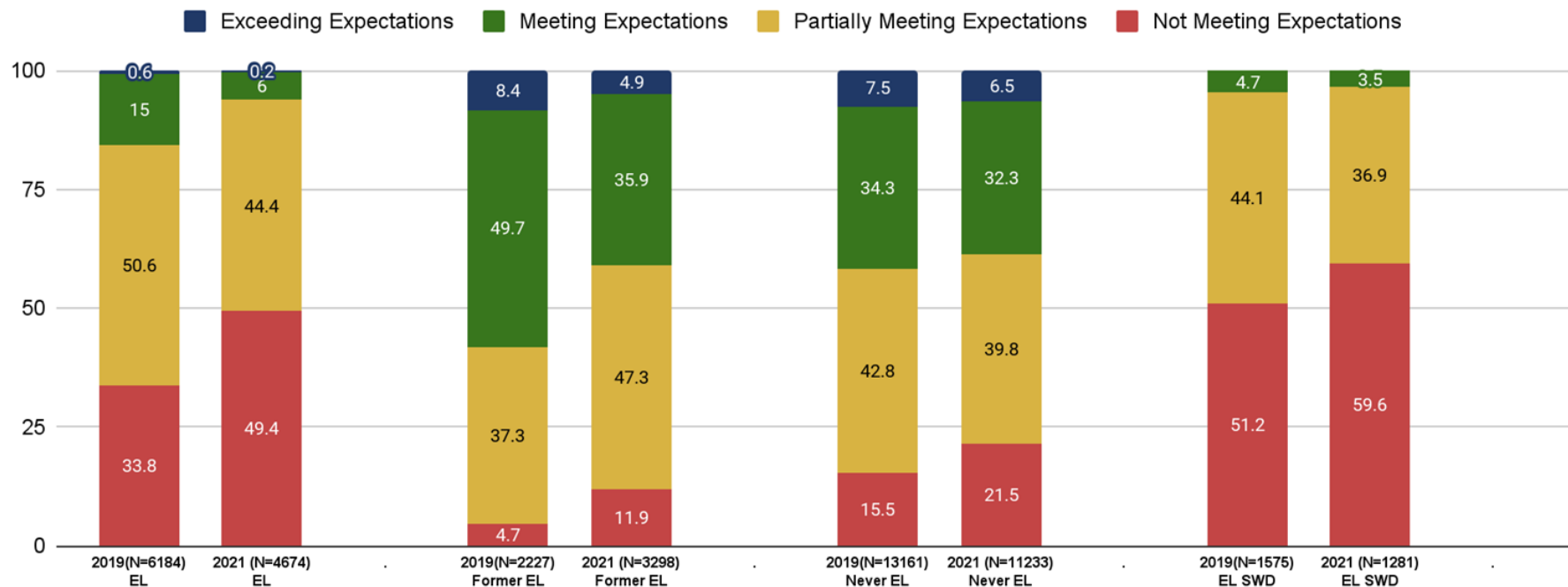
Grade Span	EL Status	ELA				Math			
		2019		2021		2019		2021	
		Total Number of Students	Percent Tested	Total Number of Students	Percent Tested	Total Number of Students	Percent Tested	Total Number of Students	Percent Tested
Highschool	Current EL	934	93.0%	886	63.9%	923	94.9%	887	61.8%
	Former EL	366	98.9%	389	80.2%	364	97.5%	389	80.5%
	Never EL	2,552	97.7%	2,666	71.1%	2,548	96.7%	2,663	70.0%
Non-Highschool	Current EL	7,090	98.5%	5,624	91.2%	7,085	99.4%	5,627	90.6%
	Former EL	2,770	99.8%	3,915	93.8%	2,770	99.6%	3,905	93.6%
	Never EL	13,096	99.4%	12,236	90.7%	13,097	99.3%	12,238	90.7%

Source: 2019 and 2021 MCAS data file (BPS)
Includes Horace Mann charter schools

MCAS ELA Results Analysis

Grade 03-08

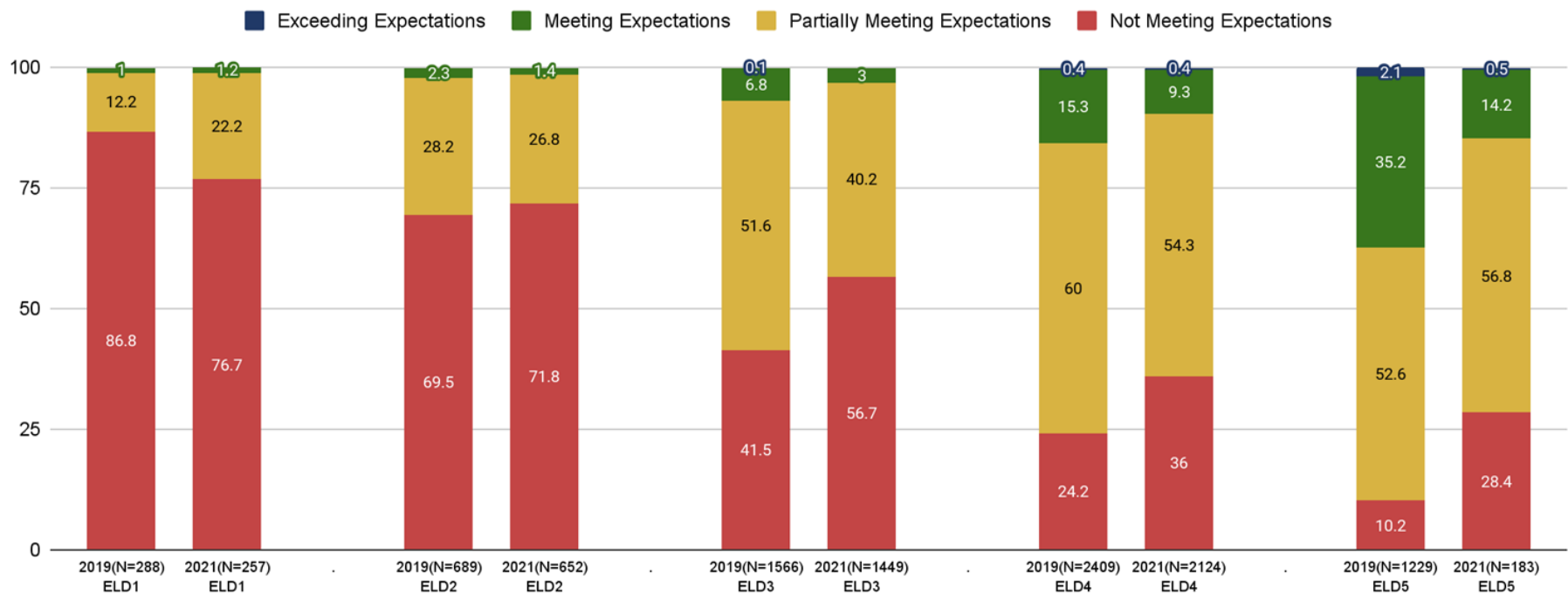
Spring 2019 and 2021 MCAS ELA Grades 3-8 Achievement Level by EL Status



Note:

- This analysis contains the Horace Mann Charter Schools.
- MCAS Alt results not included in the analysis.
- EL status as it was when a student was assessed.
- The “Former EL” subgroup includes all active BPS students who were reclassified within the past four years.

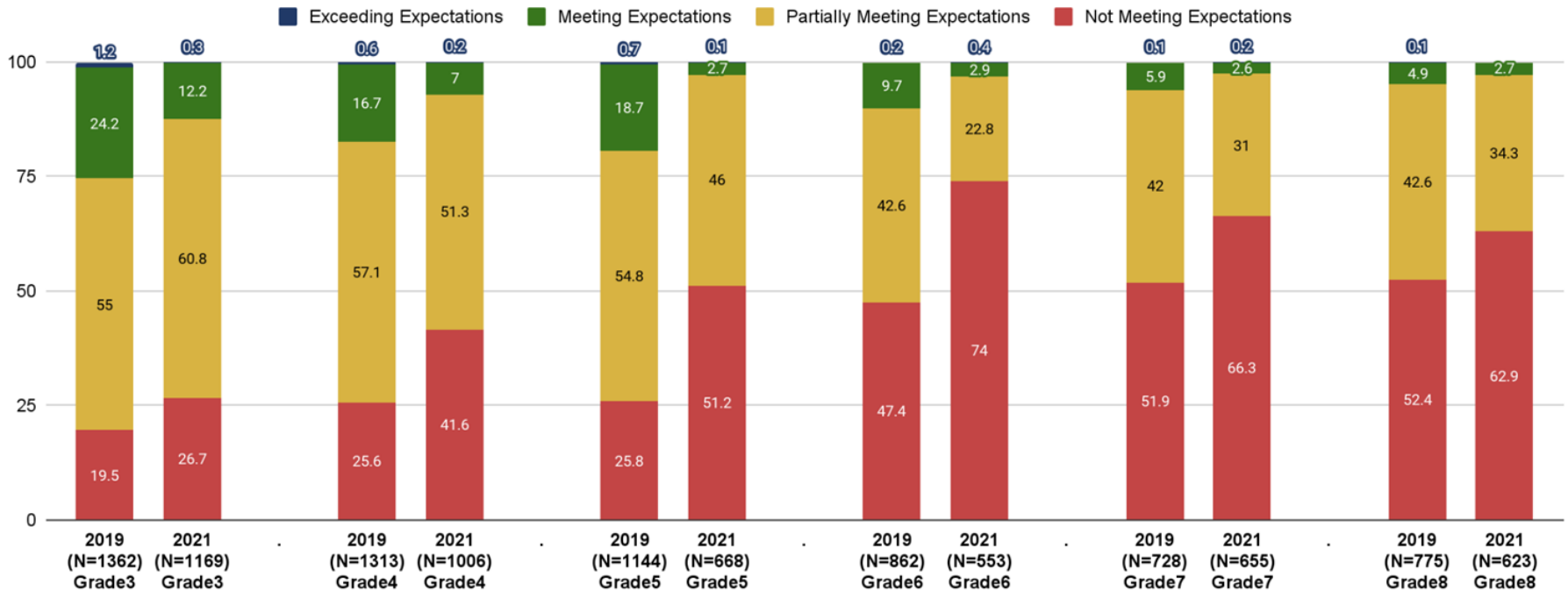
Spring 2019 and 2021 MCAS ELA Grades 3-8 Achievement Level by ELD Level



Note:

- This analysis contains the Horace Mann Charter Schools.
- MCAS Alt results not included in the analysis.
- EL status and ELD Level as it was when a student was assessed.

2019 and 2021 MCAS ELA Grades 3-8 Achievement Level of ELs by Grade Level



- Note:**
- This analysis contains the Horace Mann Charter Schools.
 - MCAS Alt results not included in the analysis.
 - EL status and ELD Level as it was when a student was assessed.

Spring 2019 and 2021 MCAS ELA Grades 3-8 Achievement Level of ELs by First Language



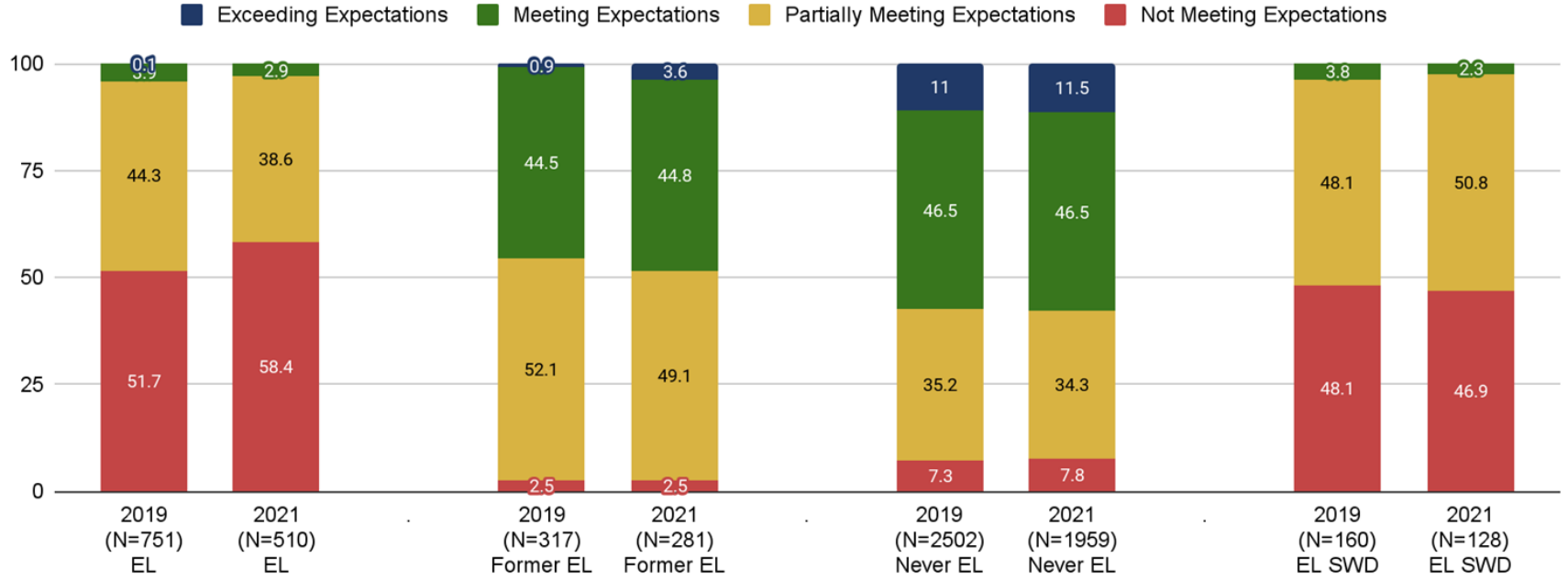
Note:

- This analysis contains the Horace Mann Charter Schools.
- MCAS Alt results not included in the analysis.
- EL status and ELD Level as it was when a student was assessed.

MCAS ELA Results Analysis

Grade 10

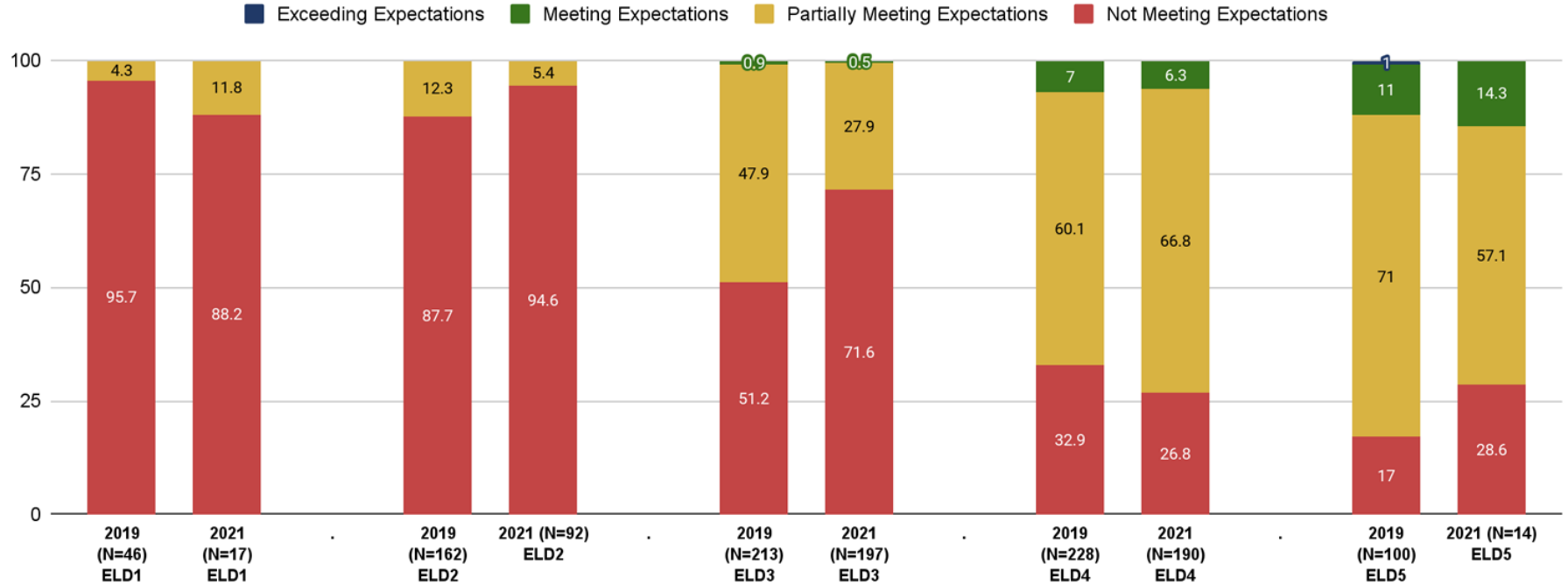
Spring 2019 and 2021 MCAS ELA Grades 10 Achievement Level by EL Status



Note:

- This analysis contains the Horace Mann Charter Schools.
- MCAS Alt results not included in the analysis.
- EL status and ELD Level as it was when a student was assessed.
- The "Former EL" subgroup includes all active BPS students who were reclassified within the past four years.

Spring 2019 and 2021 MCAS ELA Grades 10 Achievement Level by ELD Level



Note:

- This analysis contains the Horace Mann Charter Schools.
- MCAS Alt results not included in the analysis.
- EL status and ELD Level as it was when a student was assessed.
- The "Former EL" subgroup includes all active BPS students who were reclassified within the past four years.

Spring 2019 and 2021 MCAS ELA Grades 10 Achievement Level of ELs by First Language



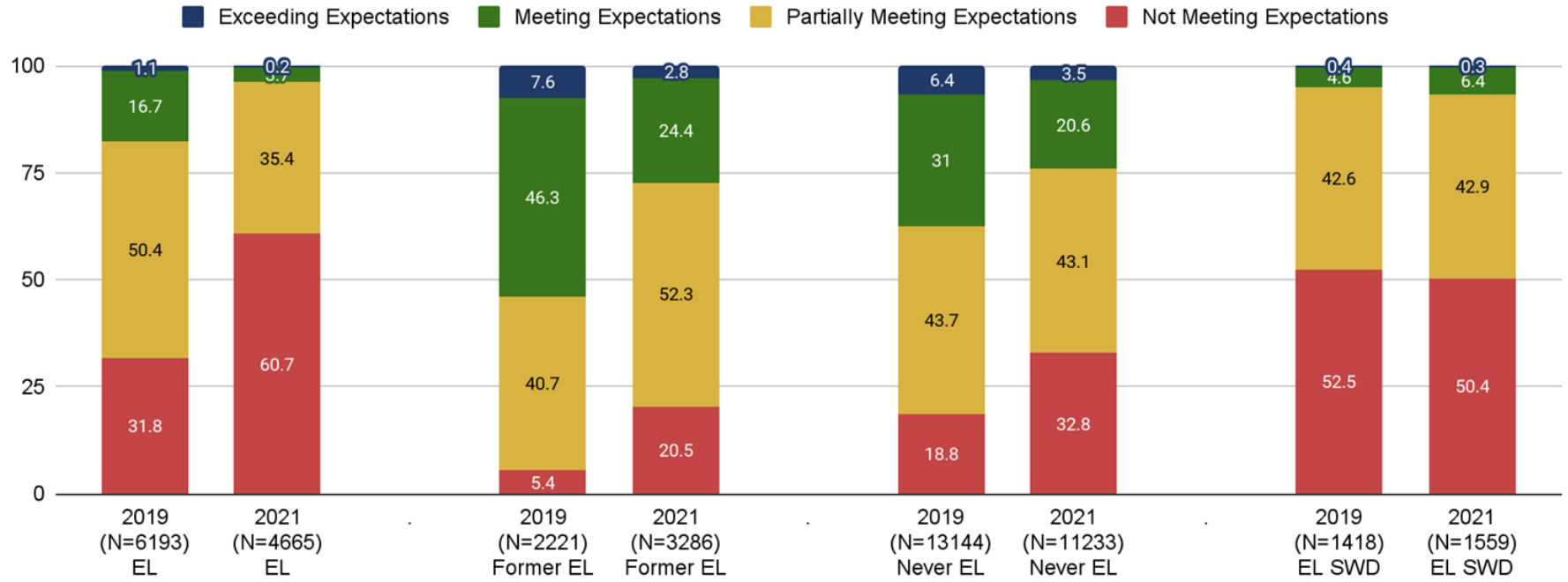
Note:

- This analysis contains the Horace Mann Charter Schools.
- MCAS Alt results not included in the analysis.
- EL status and ELD Level as it was when a student was assessed.

MCAS Math Results Analysis

Grade 03-08

Spring 2019 and 2021 MCAS Math Grades 3-8 Achievement Level by EL Status

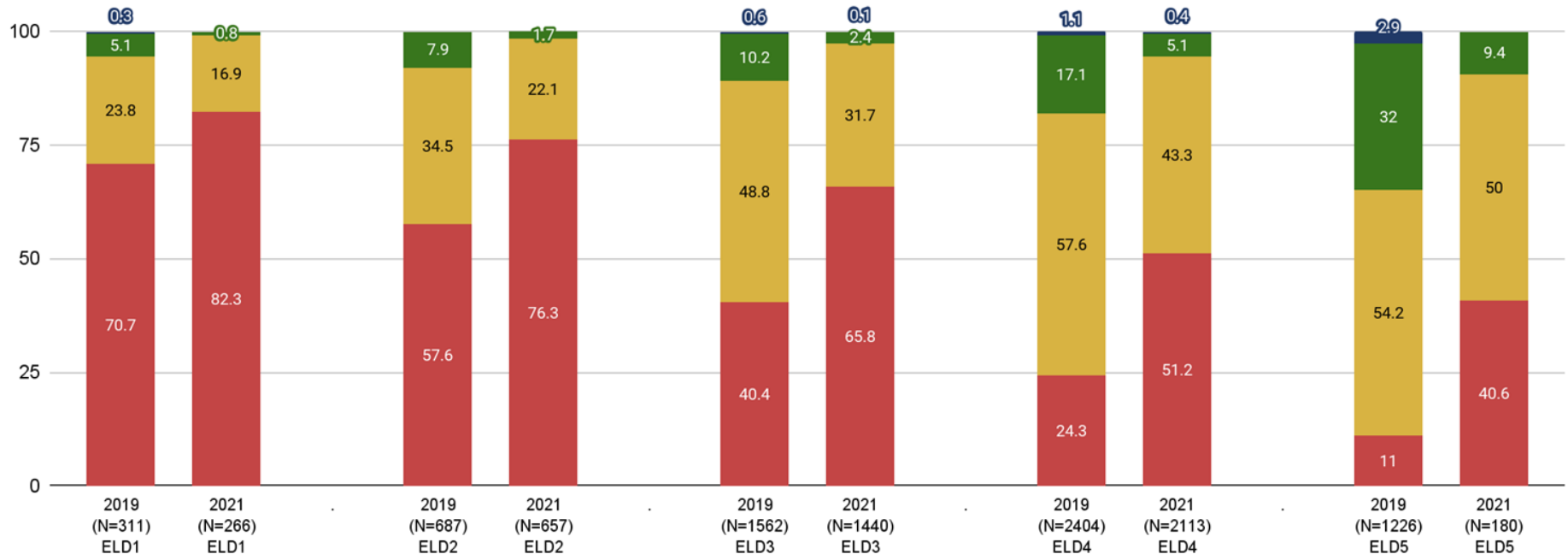


Note:

- This analysis contains the Horace Mann Charter Schools.
- MCAS Alt results not included in the analysis.
- EL status and ELD Level as it was when a student was assessed.
- The "Former EL" subgroup includes all active BPS students who were reclassified within the past four years.

Spring 2019 and 2021 MCAS Math Grades 3-8 Achievement Level by ELD Level

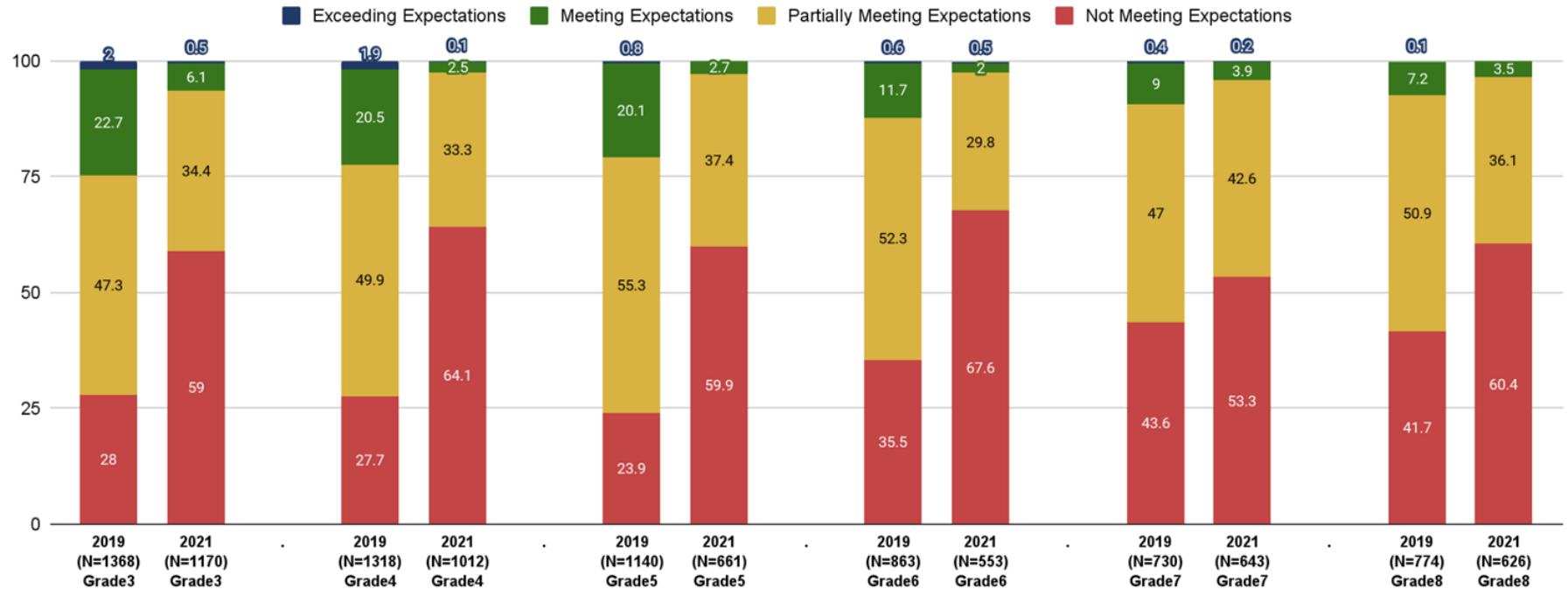
■ Exceeding Expectations
 ■ Meeting Expectations
 ■ Partially Meeting Expectations
 ■ Not Meeting Expectations



Note:

- This analysis contains the Horace Mann Charter Schools.
- MCAS Alt results not included in the analysis.
- EL status and ELD Level as it was when a student was assessed.

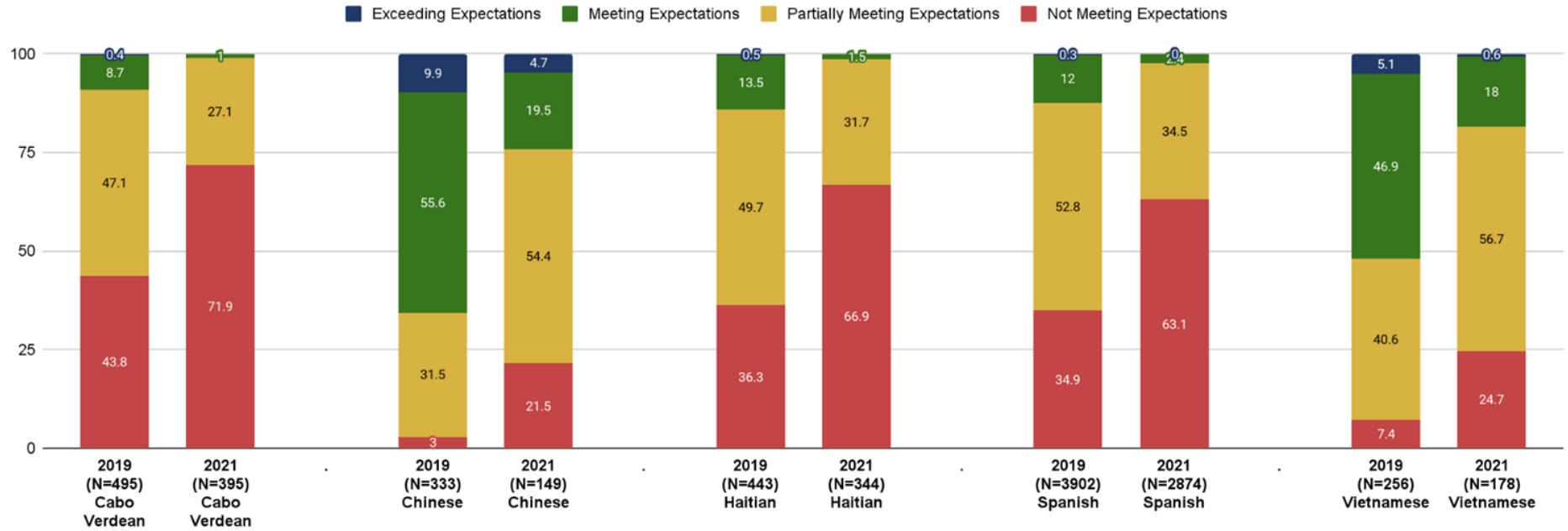
2019 and 2021 MCAS Math Grades 3-8 Achievement Level of ELs by Grade Level



Note:

- This analysis contains the Horace Mann Charter Schools.
- MCAS Alt results not included in the analysis.
- EL status and ELD Level as it was when a student was assessed.
- The "Former EL" subgroup includes all active BPS students who were reclassified within the past four years.

Spring 2019 and 2021 MCAS Math Grades 3-8 Achievement Level of ELs by First Language

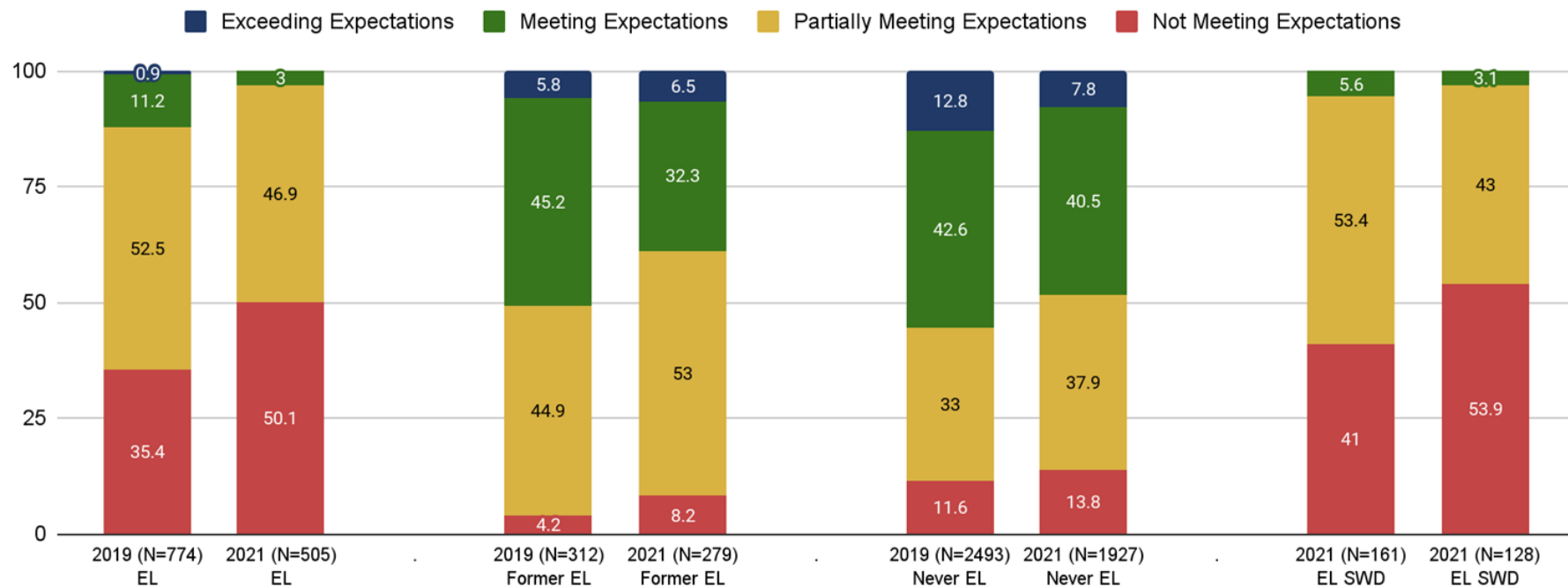


Note:

- This analysis contains the Horace Mann Charter Schools.
- MCAS Alt results not included in the analysis.
- EL status and ELD Level as it was when a student was assessed.
- The "Former EL" subgroup includes all active BPS students who were reclassified within the past four years.

MCAS Math Results Analysis Grade 10

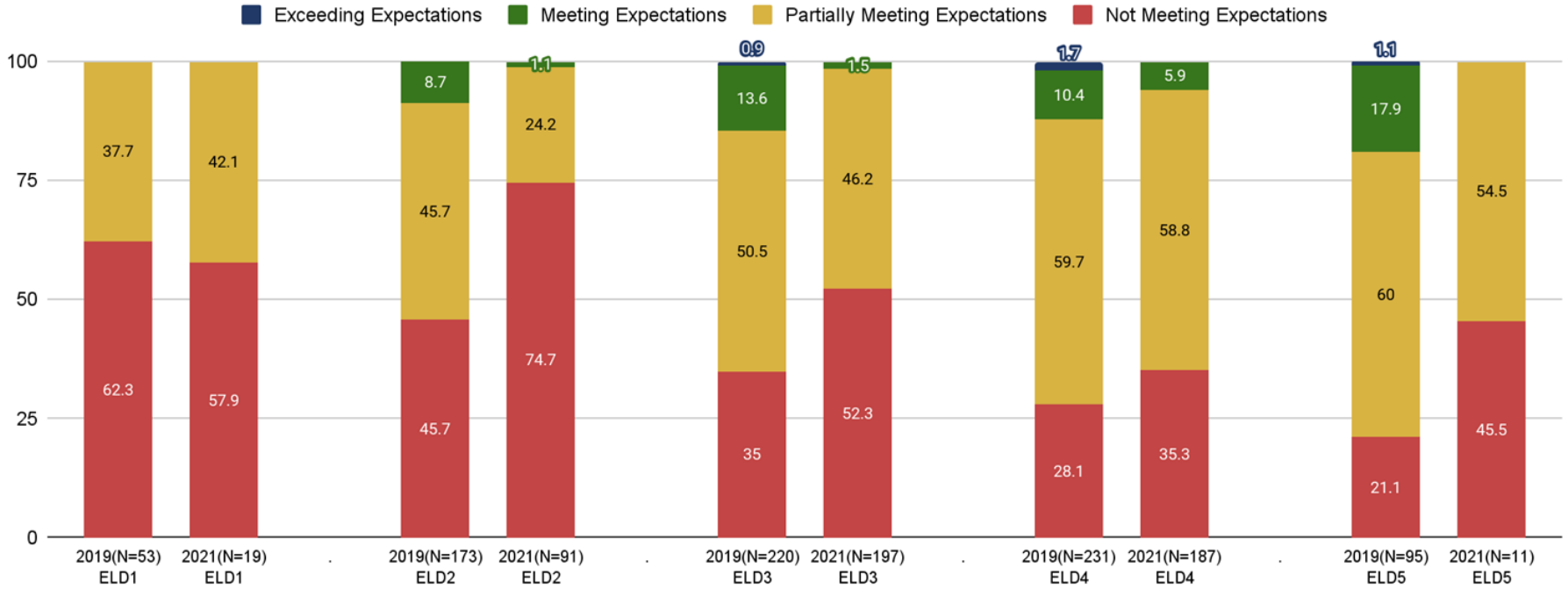
Spring 2019 and 2021 MCAS Math Grades 10 Achievement Level by EL Status



Note:

- This analysis contains the Horace Mann Charter Schools.
- MCAS Alt results not included in the analysis.
- EL status and ELD Level as it was when a student was assessed.
- The "Former EL" subgroup includes all active BPS students who were reclassified within the past four years.

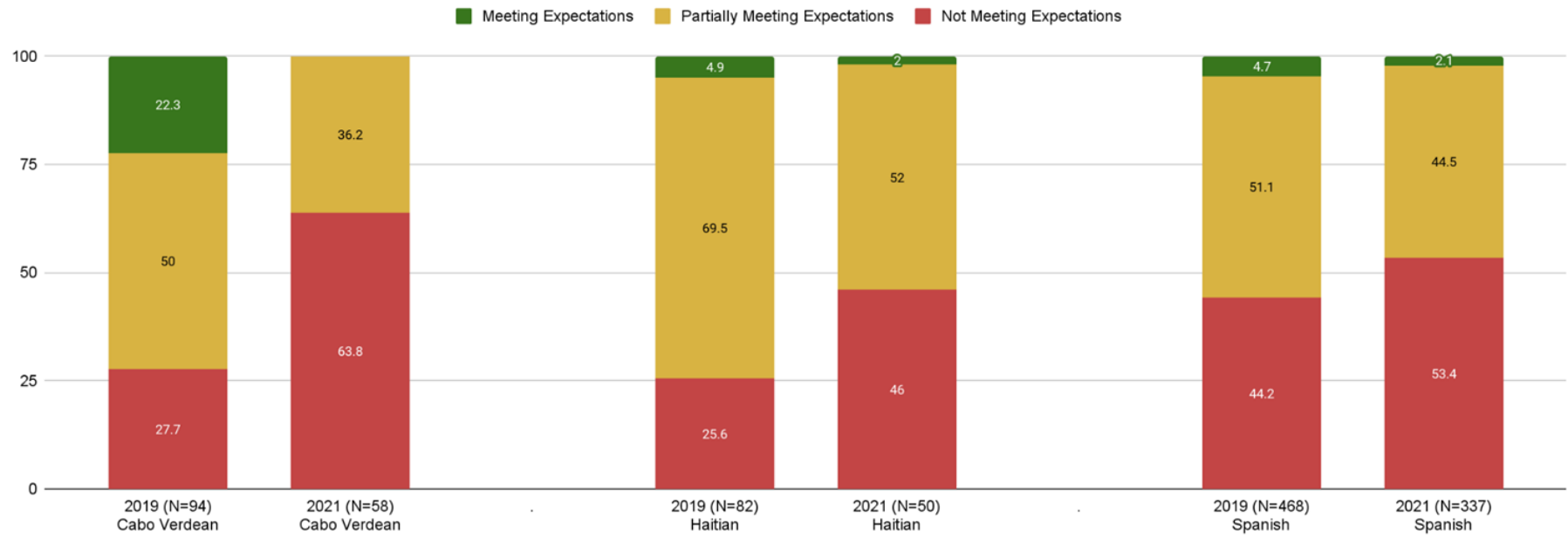
Spring 2019 and 2021 MCAS Math Grades 10 Achievement Level by ELD Level



Note:

- This analysis contains the Horace Mann Charter Schools.
- MCAS Alt results not included in the analysis.
- EL status and ELD Level as it was when a student was assessed.
- The "Former EL" subgroup includes all active BPS students who were reclassified within the past four years.

Spring 2019 and 2021 MCAS Math Grades 10 Achievement Level of ELs by First Language



Note:

- This analysis contains the Horace Mann Charter Schools.
- MCAS Alt results not included in the analysis.
- EL status and ELD Level as it was when a student was assessed.
- The "Former EL" subgroup includes all active BPS students who were reclassified within the past four years.