




CANVAS


GETTING STARTED



Login to Canvas through [ClassLink Launchpad](#) or go to <https://acs.instructure.com>. Do not search the Internet for Canvas or try to login at canvas.com.



Your username and password is the same one you use to login to your computer. It is not your email.




Inviting your parents to Canvas as an observer.

- Click on the student's account in the top left corner of the screen
- Select Settings
- Click Pair with an observer in the bottom right corner
- Copy and paste the pairing code that appears
- Share the pairing code with the parent
- You will need to generate a new code for each parent.



How Parent Join as an Observer in Canvas

- Go to <https://acs.instructure.com>.
- Click the *Need a Canvas Account?* link.
- Click the *Parents sign up here* link.
- Enter your name and create a password.
- Enter a pairing code to link your account to your student in the Student Pairing Code field.
- Agree to the terms of use and confirm you are not a robot in the Captcha form.
- Click the Start Participating button.



Canvas Overview for Students

Go to <https://community.canvaslms.com/t5/Video-Guide/Canvas-Overview-Students/ta-p/383771> to watch a video on how to get started in Canvas.