

Charles County Public Schools

i-Ready Family Reports

October 8, 2024
Zoom Meeting



i-Ready Assessments

Family Reports

Additional Resources

Kevin Lowndes, Chief of Teaching and Learning

McKenna Lewis, Ed.D., Director of Elementary Schools

Melissa Miesowitz, Director of Secondary Education

Steven Roberts, Director of Accountability

Karen Peters, Coordinator of Testing

Lona Foret, Curriculum Associates Professional Learning Consultant



Rationale for using i-Ready diagnostic assessment



Need for data to compare our students to Maryland and National Norms



Identify gaps in learning



Identify need for additional support



Monitor growth for students in ELO programs



i-Ready Testing Windows



Fall

August 29 – October 4



Winter

January 2 – February 7



Spring

April 28 – June 4





Welcome!

The *i-Ready* Family Center is the place to learn how you can support and encourage your student's success with *i-Ready*.

[Watch Video](#)

[What Is i-Ready?](#)

[Go](#)

[Frequently Asked Questions](#)

[Go](#)

[Technical Support](#)

[Go](#)

Understanding Your Student's *i-Ready Diagnostic* Results



What is the *i-Ready Diagnostic*?

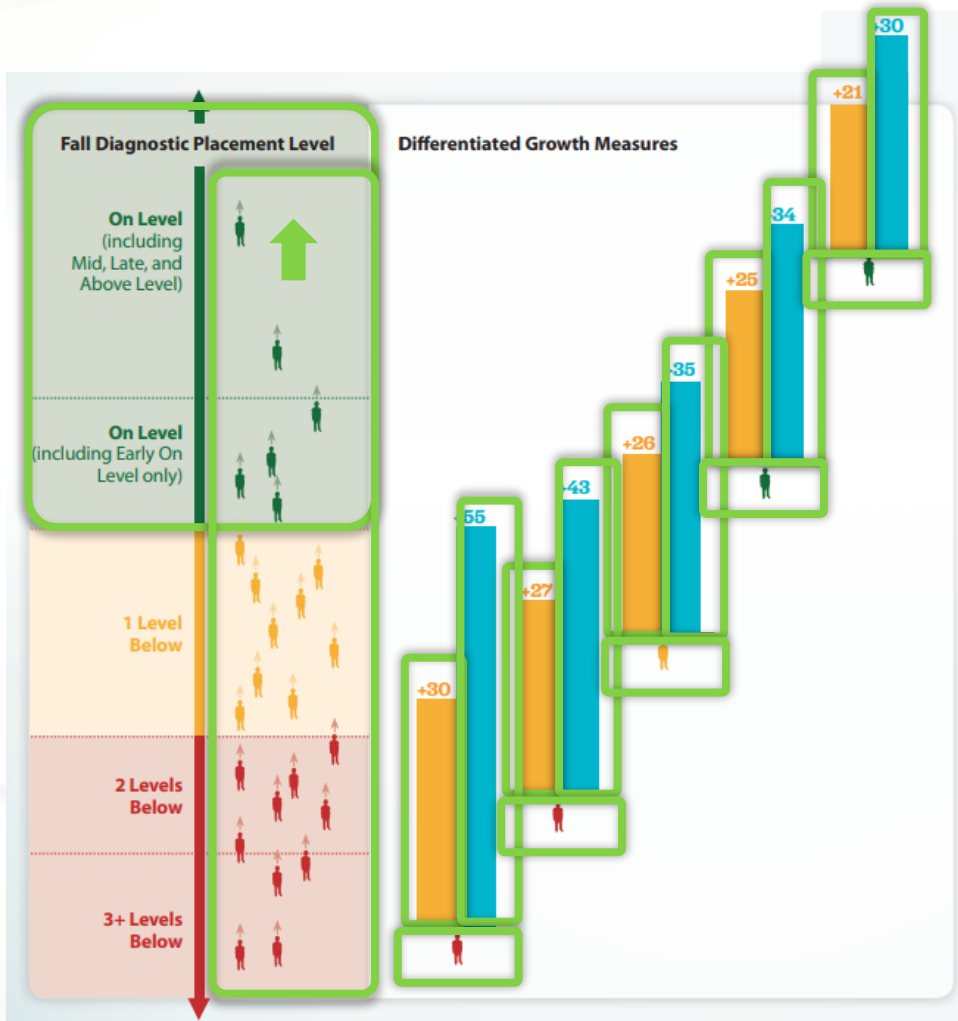
The *i-Ready Diagnostic* is an adaptive assessment that adjust its questions for each student. As a student answers correctly, the questions get more difficult. As a student answers incorrectly, the questions get easier. This adaptability allows the *i-Ready Diagnostic* to identify the strengths and opportunities for growth of each student.

Why is my student taking it?

The purpose of the *i-Ready Diagnostic* is not to give your student a grade, but instead to determine how best to support their learning. It will help your student's teacher(s) determine their needs, personalize their learning, and monitor progress throughout the year.



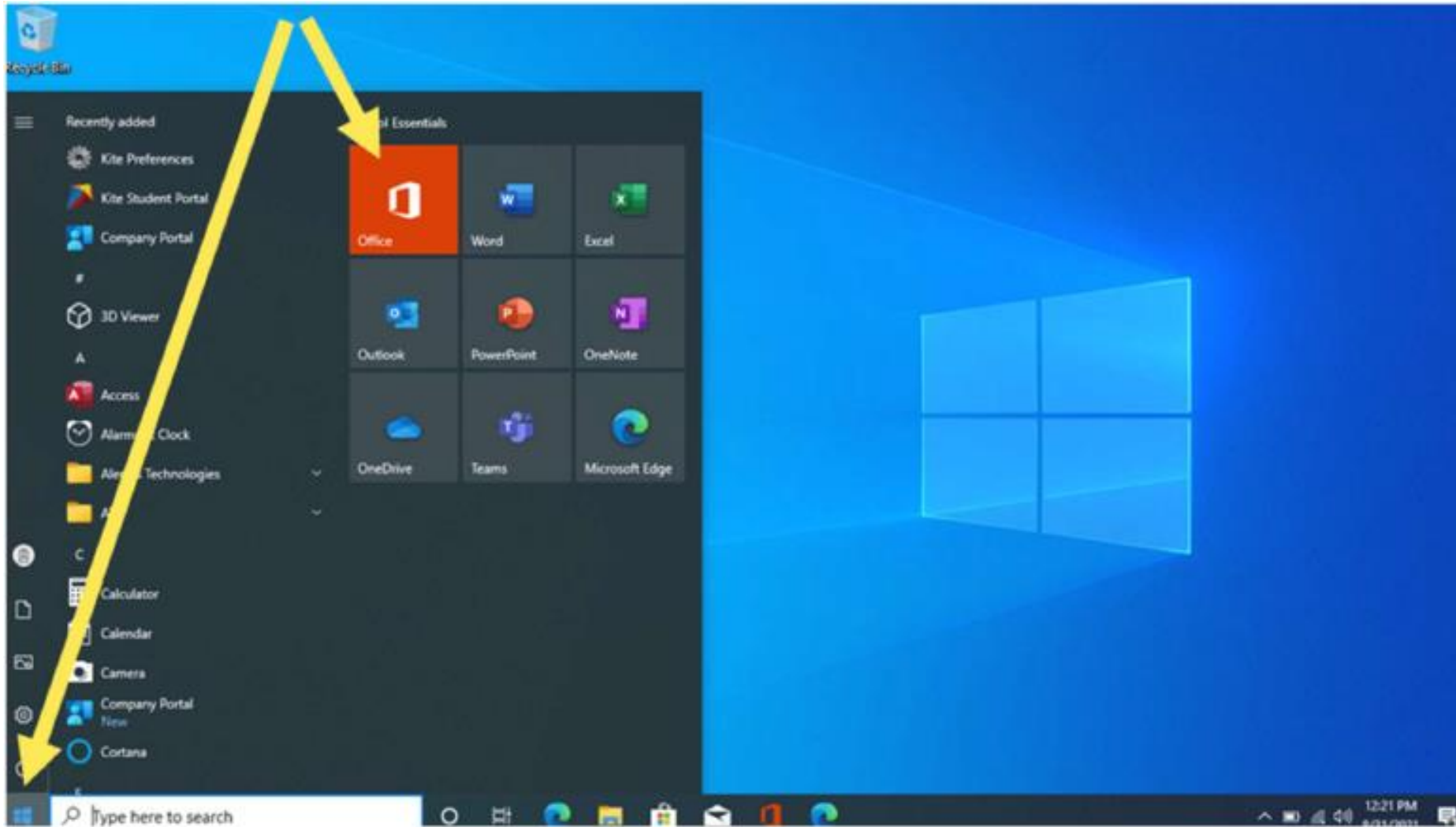
Understanding i-Ready's Growth Models



- The ultimate goal is reaching proficiency and above for *all* students.
- Focusing on the *growth* needed to get there is key.
- *i-Ready* provides:
 - Growth targets that are unique to each student, based on their baseline Diagnostic
 - Two growth measures that allow you to see:
 - How a student is growing compared to average student growth at the same grade and initial placement level
 - How students are growing to reach proficiency over time



Accessing Family Reports




Your child will need to log into their school device and open Office 365.




Accessing Family Reports

- From the Apps list, choose Clever.
- Then click on the i-Ready icon.



i-Ready



Charles County
Public Schools

Working together to achieve excellence for every student.

Accessing Family Reports

The screenshot shows a student's profile for 'Kristin' with a score of 400. The interface includes a 'For Families' dropdown menu with options for 'Family Center' and 'For Families Report'. A '2' in a blue circle highlights the 'For Families Report' option. A dialog box titled 'Enter Report Code' is open, displaying the code '42NC4G' in large red text. Below the code, it says 'Don't have a report code? Please contact your student's school.' and a green 'Submit' button is visible. The background shows lesson cards for 'Vocabulary Prefixes and Suffixes' and 'Reading Comprehension'.

- Click on the For Families menu.
- Select English or Spanish.
- Select Reading and/or Math
- Enter the Report Code.

**Report
Code:
42NC4G**

Charles County
Public Schools

Working together to achieve excellence for every student.

Reading Family Report

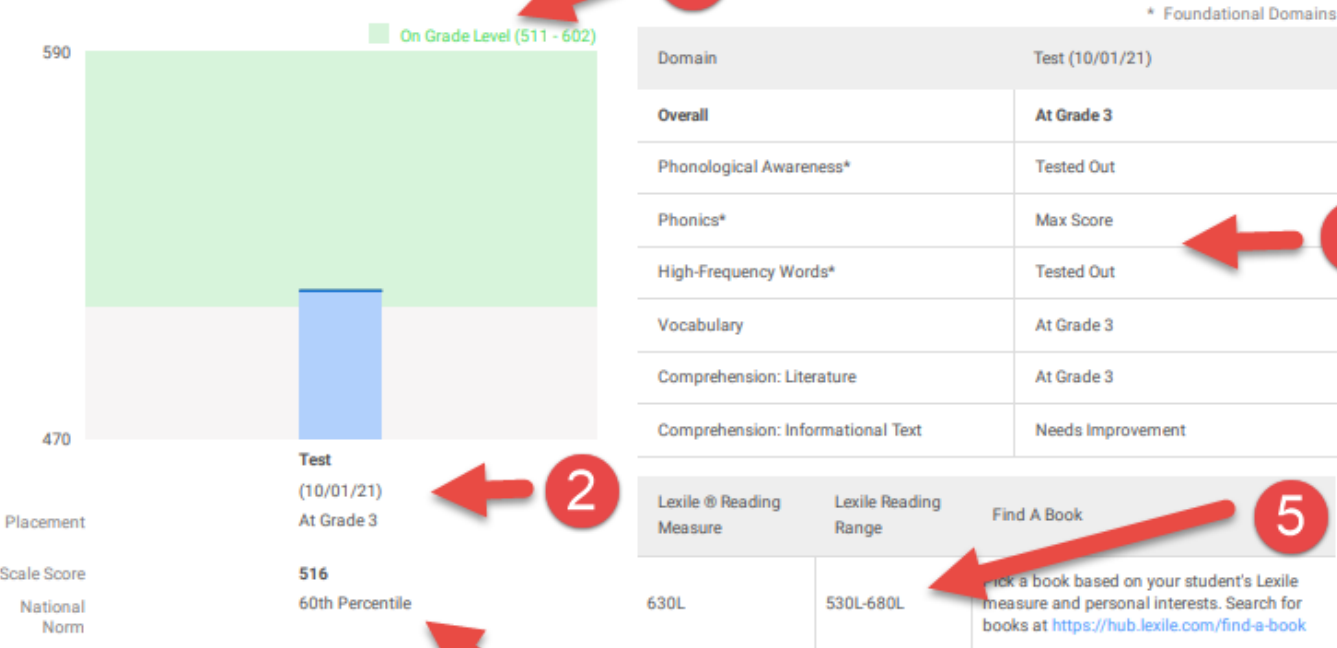
For Families



School [REDACTED] SCHOOL
Subject Reading
Student [REDACTED]
Student ID [REDACTED]
Student Grade 3

What is i-Ready? i-Ready is an online learning program focused on reading and math. [REDACTED] has recently taken an i-Ready assessment at school. This report gives you a snapshot of your child's performance. For more information about i-Ready, visit www.i-ready.com/FamilyCenter.

Overall Reading Performance



Additional Suggestions

✓ Discuss these results with your child

Celebrate their strengths and progress and collaborate with them on planning how they will reach their goals.

✓ Reach out to the teacher

Ask your student's teacher for additional insight into Nathan's progress and to get ideas and resources to support your student's learning at home.

1. On Grade level scoring range

2. Student placement with date

3. Student Performance Percentile

4. Student Domain summary

5. Lexile Level with resource for finding books



Charles County
Public Schools

Working together to achieve excellence for every student.

Math Family Report

For Families



School [redacted] MIDDLE SCHOOL
Subject Math
Student [redacted]
Student ID [redacted]
Student Grade 7

What is i-Ready? i-Ready is an online learning program focused on reading and math. [redacted] has recently taken an i-Ready assessment at school. This report gives you a snapshot of your child's performance. For more information about i-Ready, visit www.i-ready.com/FamilyCenter.

Overall Math Performance



Domain	Test (09/09/21)
Overall	Needs Improvement
Number and Operations	Needs Improvement
Algebra and Algebraic Thinking	Needs Improvement
Measurement and Data	Approaching Grade 7
Geometry	Needs Improvement

Additional Suggestions

✓ Discuss these results with your child

Celebrate their strengths and progress and collaborate with them on planning how they will reach their goals.

✓ Reach out to the teacher

Ask your student's teacher for additional insight into Brenden's progress and to get ideas and resources to support your student's learning at home.

Understanding Key Terms

1. On Grade level score range

2. Student placement and date

3. Student Performance Percentile

4. Student Domain summary



Charles County
Public Schools

Working together to achieve excellence for every student.

How should I interpret my student's results?

How is my student doing overall?

The goal is for your student to be performing at or above grade level, which means they have mastered the skills students at that grade level are expected to master and are prepared to learn more advanced skills.

On the *i-Ready* For Families report, the **a** blue bar(s) on the graph and the corresponding **b** placement level(s) indicate how your student performed on each test in relation to their grade level, which is indicated by the **c** green shading. The **d** National Norm percentile below the graph indicates how your student performed in relation to students in the same grade level nationwide.

For Families



School: Cyprus Elementary
Subject: Math
Student: Elijah Powell
Student ID: EIPowell4895
Student Grade: 5

What is i-Ready? i-Ready is an online learning program focused on reading and math. Elijah has recently taken an i-Ready assessment at school. This report gives you a snapshot of your child's performance. For more information about i-Ready, visit www.i-Ready.com/FamilyCenter.


Elijah's Overall Math Performance



Domain	Test (09/14/20)	Test (12/14/20)
Overall	Approaching Grade 5	At Grade 5
Number and Operations	Approaching Grade 5	At Grade 5
Algebra and Algebraic Thinking	Approaching Grade 5	At Grade 5
Measurement and Data	Approaching Grade 5	At Grade 5
Geometry	Needs Improvement	Approaching Grade 5



How is my student doing in specific learning areas?

Students have different areas of strengths and opportunities for growth. It is important to understand how your student did in more specific learning areas, which are called [domains](#). The  **domain table** shows how your student did in specific domains and helps teachers know where to build on strengths and focus their support.

How is my student progressing over time?

The goal is also for your student to be making progress in their learning. After your student has taken more than one Diagnostic in the school year, you will see results for each Diagnostic, allowing you to see the progress your student is making both overall and in each domain.

What if my student is performing below grade level?

This situation can happen, and teachers and schools have many strategies and programs to help accelerate your student's learning. Having this information can help you, your student, and their teachers have the right conversations to make the needed progress.

What does it mean if my student scored lower on the second Diagnostic than the first?

A lower score does not mean your student did not learn or lost skills. Scores can be affected by things like stress, distraction, taking the Diagnostic in a different place, and receiving help. This can be particularly common when students are learning in different environments and under unique circumstances. Teachers take this into account and use the data from *i-Ready* as one of many tools to understand your student's unique needs and progress.



What can I do to help my student?

- **Discuss these results with your student.** Celebrate their strengths and progress, and collaborate with them on planning how they will reach their goals.
- **Reach out to your student's teacher** to get more ideas and resources to support your student in specific domains and/or skills.

Where can I get more information?

Visit the [Family Center](https://www.i-ReadyCentral.com/FamilyCenter) at [i-ReadyCentral.com/FamilyCenter](https://www.i-ReadyCentral.com/FamilyCenter) for additional information and helpful guidance and tools for supporting your student at home.



Family Home Support

- Email sent to families on September 27th with directions for accessing digital family reports
- Contact your child's teacher to request a paper copy of the Family Report
- Family Night Webinar to explain reports on October 8, 2024 via Zoom
- Virtual tutoring available now
- Access 24/7 Free on demand tutoring through your Clever App!
- Contact your child's teacher for additional resources and support





Free Online Tutoring is **HERE!**

You may also Login to FEV Tutor through your Clever account
to access 24/7 On-Demand Support

Questions?
Email ccboe@fevtutor.com / call 855-763-2607

Next Diagnostic window is January 2 – February 7

- Make sure they get a good night's rest before taking the Diagnostic!
- Talk to your student about why the second Diagnostic is important. You can say things like:
 - *The second Diagnostic helps you find out how much progress you've made since the beginning of the year.*
 - *It allows your teacher and I to celebrate your accomplishments!*
 - *Try your best, and do not rush—but don't spend too much time on a question either.*
 - *Remember, questions on the Diagnostic change based on your answers to earlier questions. You will see some questions you don't know. That is okay! Just try your best.*
- Let them know you're excited to celebrate their progress.





**Thank you
for your
time this
evening!**