2023-24

EA24-620-5 Evaluation of Special Education for Emergent Bilinguals Program: One-Page Summary

Sydney Voss, Ph.D.

DALLAS INDEPENDENT SCHOOL DISTRICT | Program Evaluation

Website:

The Special Education for Emergent Bilinguals (EBSPED) Program aimed to support and assist EBSPED students and their teachers. Because EB and SPED services are not mutually exclusive, improving student identification and providing services and targeted support to EBSPED students continued to be an important focus for the district in 2023-24. The Dual Language/English as a Second Language (DL/ESL) Department collaborated with the Reading/Language Arts, Social Studies, and SPED Departments to provide services for district EBSPED students.

5%
Dallas ISD students were EBSPED students
(*n* = 7,245)

In 2024, 14% of EBSPED students regressed at least one TELPAS level, which was 3%pts lower than 2023. Twenty-four percent progressed at least one TELPAS level (Goal: 34%), which was 3%pts higher than 2023.



TELPAS

In 2024, 25% of EBSPED students **regressed** at least one ***TELPAS-Alt*** level (1%pt higher than 2023), whereas 38% **progressed** at least one *TELPAS-Alt* level (4%pts lower than 2023).

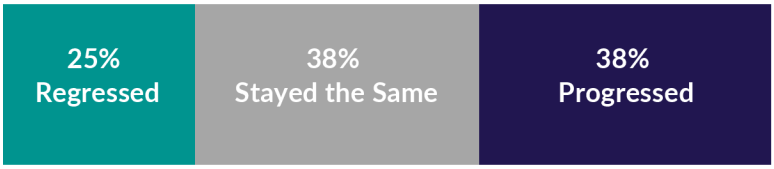

TELPAS-Alt

For ***STAAR Reading***, the rate of EBSPED students at Approaches+ **trended upward** for both grades 3 to 5 and grades 6 to 8 from 2023 to 2024.

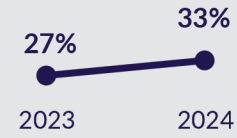

Grades 3 to 5

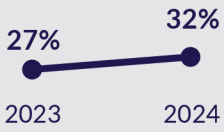

Grades 6 to 8

For ***STAAR Alt 2 Reading***, the rate of EBSPED students at Approaches+ **trended downward** for both grades 3 to 5 and grades 6 to 8 from 2023 to 2024.

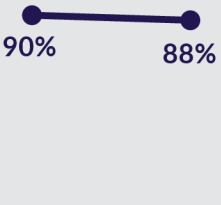

Grades 3 to 5

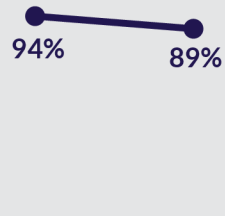

Grades 6 to 8

For 2024 ***TELPAS***, EBSPED students in grades 3 to 12 in the **state and other large, urban Texas districts** had **comparable** (i.e., within one percentage point) or **higher rates than Dallas ISD** at the advanced and advanced high English proficiency levels.

	Advanced	Advanced High
Dallas	**20%**	**3%**
State	+7	+1
Austin	+2	0
El Paso	+3	0
Fort Worth	+2	0
Houston	+9	+1
San Antonio	+2	0

*Positive numbers indicate comparison group scored higher than DISD, whereas negative numbers indicate comparison group scored lower.

For 2024 ***STAAR* Reading**, EBSPED students in grades 3 to 8 in the **state and most other large, urban Texas districts** had **comparable** (i.e., within one percentage point) or **lower rates than Dallas ISD** at all performance standards.

	Approaches+	Meets+	Masters
Dallas	**32%**	**11%**	**2%**
State	0	-1	0
Austin	-5	-4	-1
El Paso	-4	-3	-1
Fort Worth	-6	-5	-1
Houston	+1	+1	+1
San Antonio	-12	-7	-1

*Positive numbers indicate comparison group scored higher than DISD, whereas negative numbers indicate comparison group scored lower.