



The **Homeless Education Program (HEP)** facilitates enrollment, attendance, and academic success of homeless students in the Dallas Independent School District. Primary services include (a) Drop-In Centers at 15 Dallas ISD high school campuses and six middle school campuses, (b) removing enrollment barriers for homeless students, and (c) working with the Dallas ISD Transportation Department to ensure homeless students have access to school transportation. HEP also provides homeless students with resources such as backpacks, clothes, hygiene items, school supplies; mentoring services; out-of-school programs; and post-secondary school preparation.



3,514

homeless students were enrolled in the DISD and 64% of them were in grades EC-5

292

homeless students attended out of school activities

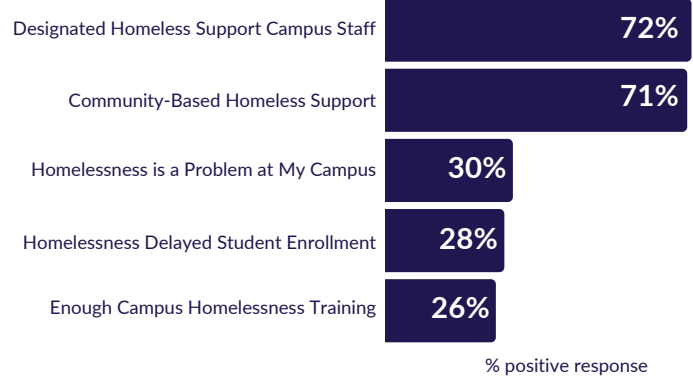
\$153,075

in donations were received from organizations, in addition to federal funds

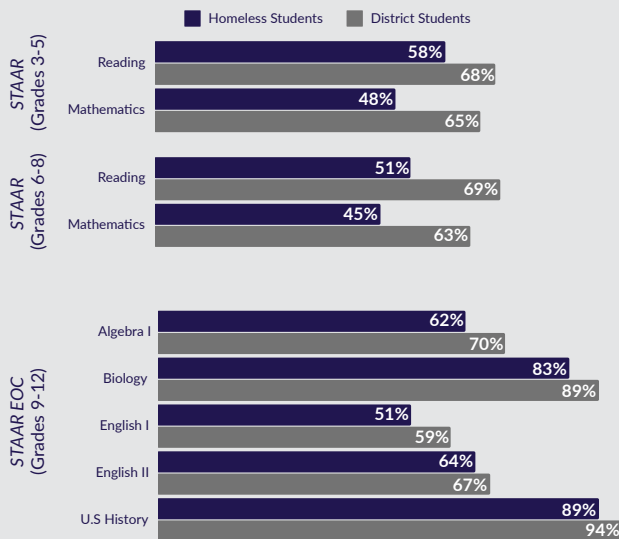
The Roving Outreach Center completed **31 events** and interviewed **1,154 students**

(Goal: 600 students / families)

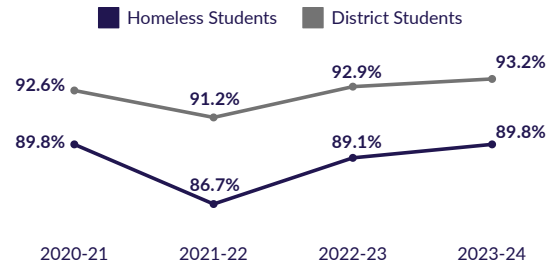
One-third of school administrators recognize homelessness as a major issue at their schools, while a smaller proportion feel adequately trained to support homeless students.



Although lower than the District average, HEP students met **STAAR Approaches+** standards at a rate of **at least 45%**.



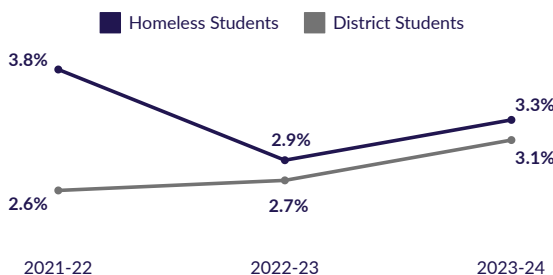
Attendance of homeless students was **89.8%**, still lower compared to the district average, but it showed an **increase during the 2023-24** school year.



From 2022-23 (EOY) to 2023-24 (BOY), the rate of **homeless students who returned to the district** ranged from 59% (grades 9-11) to 73% (grades 6-8).

EOY MAP Achievement Quintiles show minimal differences (1-3% points) between homeless and matched students in **Reading and Mathematics**, suggesting HEP effectiveness.

From 2021-22 to 2022-23, the **discipline referral rates** for homeless students **declined**, though there was a **slight increase** in 2023-24.



Annual **graduation rates** for HEP students **trended upward** over the past three years, **surpassing the District** in 2023-24.

