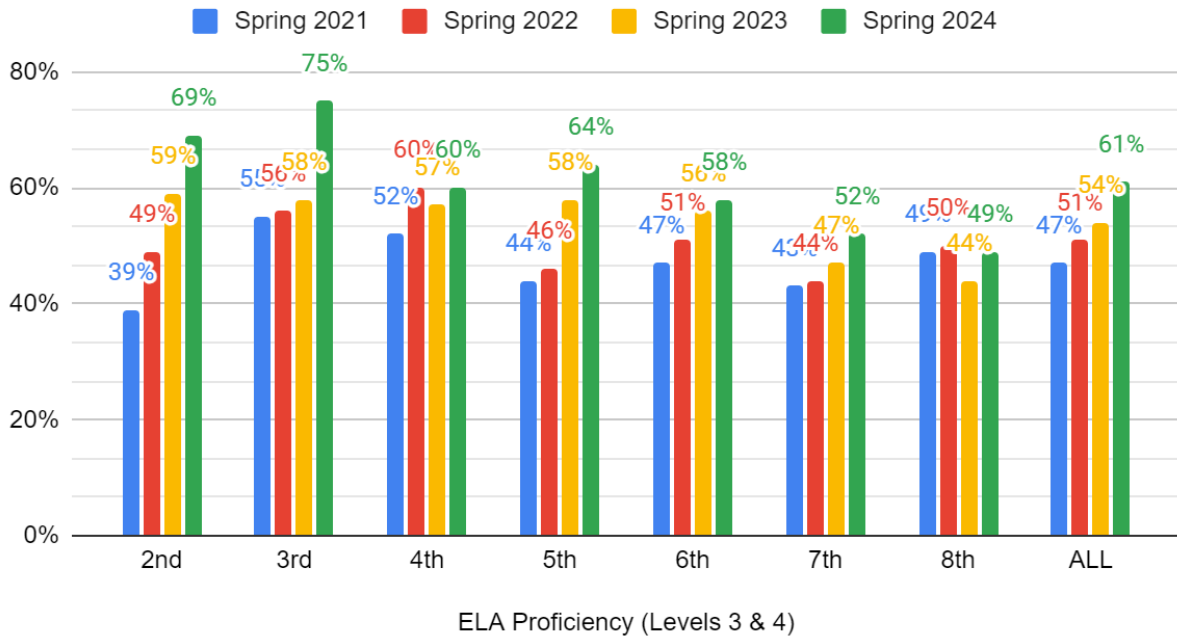
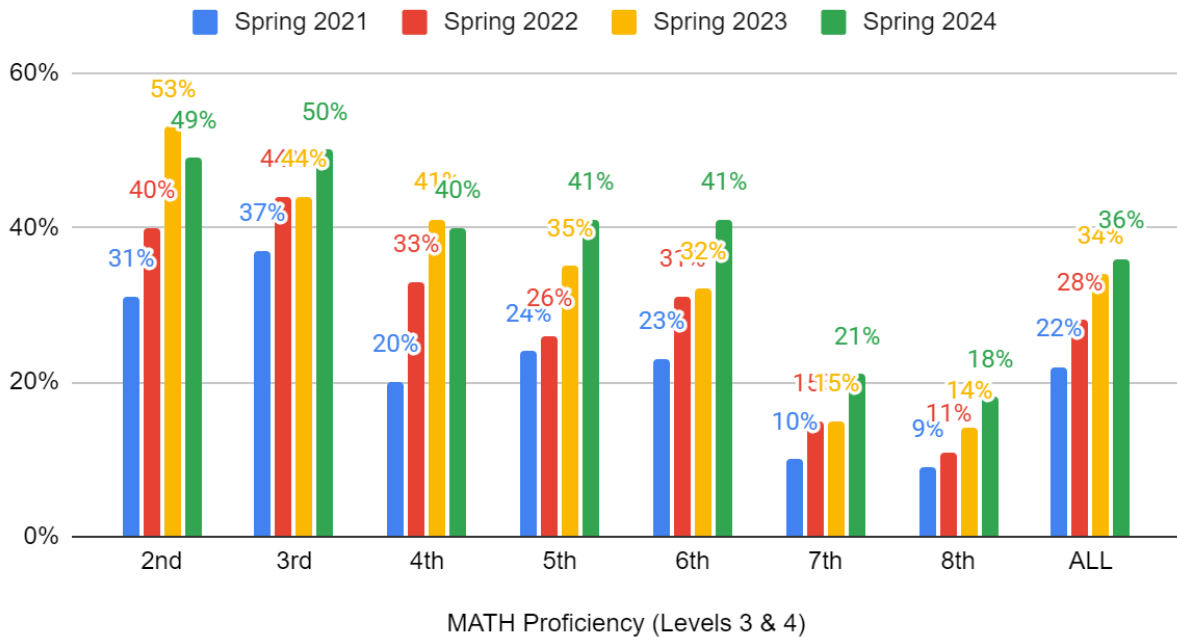


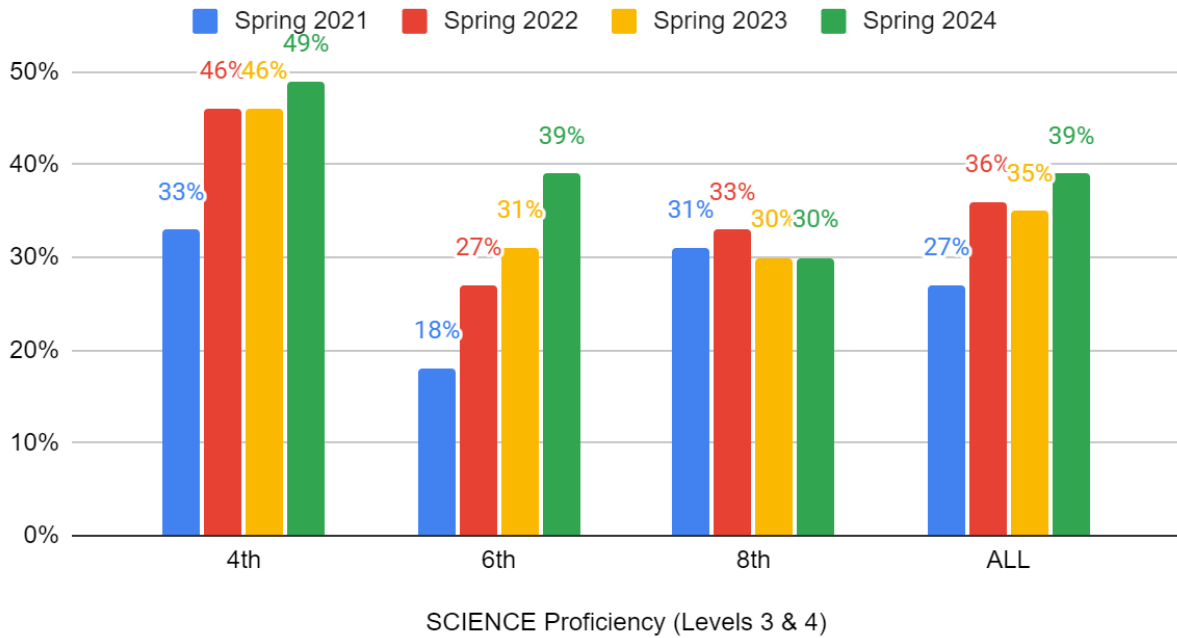
## ACAP Summative ELA Proficiency (Levels 3 & 4) District



## ACAP Summative Math Proficiency (Levels 3 & 4) District



# ACAP Summative Science Proficiency (Levels 3 & 4) District



Summary View: The ACT State Contract, Spring  
 Showing students who are College Reportable

Options Save Download Table Chart Transpose

Group	Year	Admin	Composite		Math	Science	STEM	English	Reading	Writing	ELA
			Valid Number	Mean Score	Mean Score	Mean Score	Mean Score	Mean Score	Mean Score	Mean Score	
ALABAMA STATE DEPARTMENT OF EDUCATION	2023-2024	Spring	50836	17.4	16.9	17.8	17.6	16.6	17.7	5.4	15.8
ALABAMA STATE DEPARTMENT OF EDUCATION	2022-2023	Spring	48216	17.5	17.1	17.8	17.7	16.6	17.8	5.3	16.1
ALABAMA STATE DEPARTMENT OF EDUCATION	2019-2020	Spring	46026	18.2	17.7	18.4	18.3	17.8	18.5	5.5	16.8
BLOUNT COUNTY SCHOOL DISTRICT	2023-2024	Spring	507	17.2	16.4	17.6	17.2	16.7	17.5	5.1	15.3
BLOUNT COUNTY SCHOOL DISTRICT	2022-2023	Spring	497	16.8	16.6	17.4	17.2	15.6	16.9	5.0	15.0
BLOUNT COUNTY SCHOOL DISTRICT	2019-2020	Spring	507	18.2	17.5	18.3	18.1	18.2	18.3	5.3	16.6