



Charles County
Public Schools
School Improvement Plan
Cycle 1

Dr. James Craik
Elementary



Off to a great start!




Students at Dr. James Craik Elementary have kicked off the year on a positive note! Students have been actively engaged in their daily lessons and children (group picture in middle) have been recognized for displaying the monthly character trait.



Why Continuous School Improvement


- ✓ School Improvement is the blueprint schools use to guide decision – making to impact important markers of successful schools - student achievement, absenteeism, teacher retention and development, school climate and culture, parental involvement, resource allocations, and systems and structures (Grissom, Egalite, & Lindsay, 2021).
- ✓ Each school develops a School Improvement Plan (SIP). The SIP identifies priority goals, instructional and culture strategies, and supports schools will implement to raise student achievement and prepare students for college and career pathways.
- ✓ This work starts at the elementary school and continues through high school.



Why Continuous School Improvement

Continuous improvement is based upon three core principles:

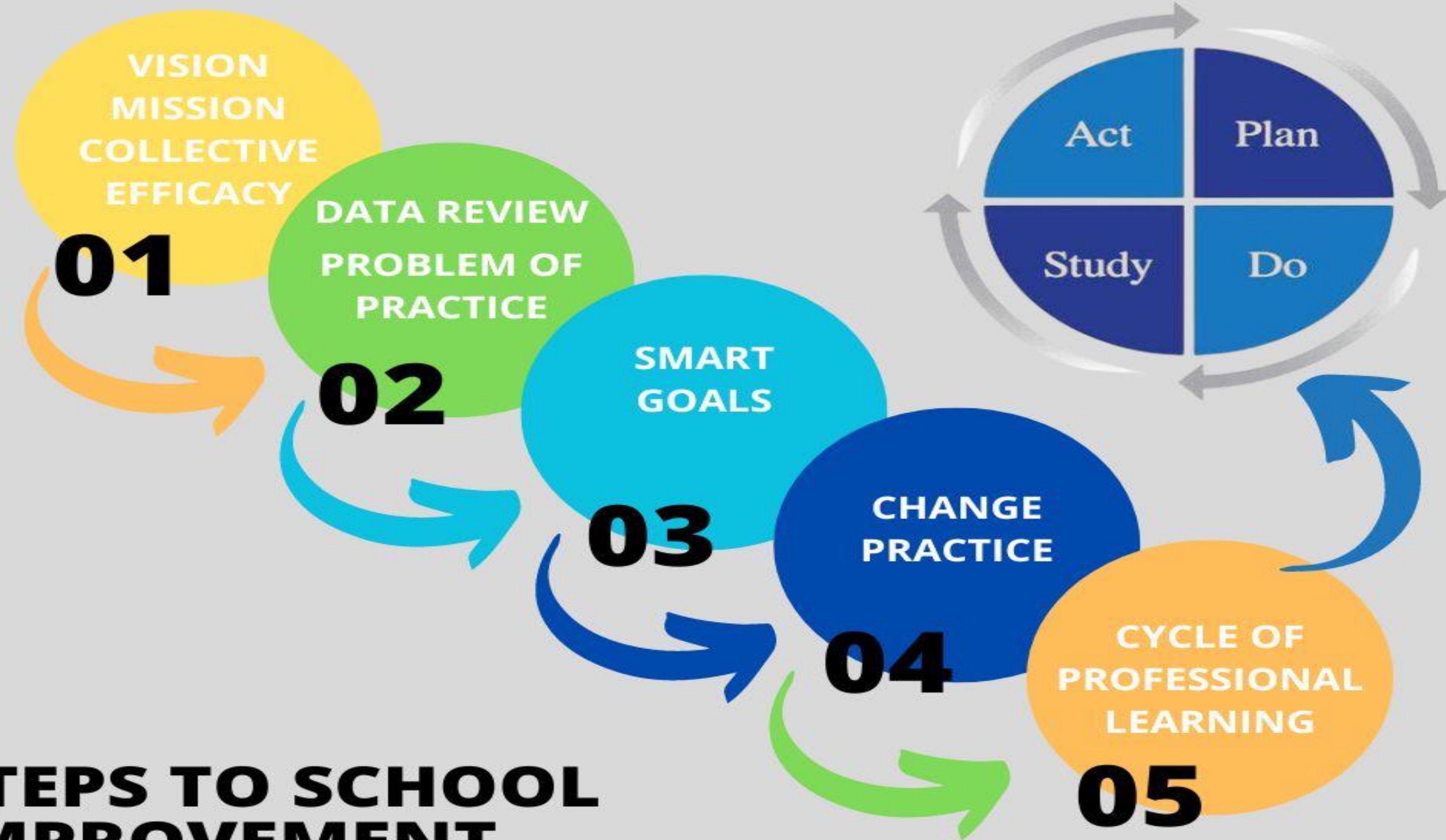
- ✓ Change takes time and involves collective effort (Bryk et al., 2015; Katz, Earl, & Jaafar, 2009).
- ✓ Change is context-specific and therefore requires constant adaptation, data collection, and learning (Bryk et al., 2015).
- ✓ Focusing on a series of small changes, combined with ongoing evidence collection and review, can lead to large-scale change (Derrick-Mills, Sandstrom, Pettijohn, Fyffe, & Koulish, 2014; Hawley, 2006; Park, Hironaka, Carver, & Nordstrum, 2013; Snow, Dismuke, Zenkert, & Loffer, 2017).



Charles County
Public Schools

Working together to achieve excellence for every student.

STEPS TO SCHOOL IMPROVEMENT



Dr. James Craik Elementary

Vision: Our vision is to inspire a passion for life-long learning through innovative activities that promote critical thinking and problem solving to empower students to be productive citizens in an ever-changing global society.

Mission: The mission of Dr. James Craik Elementary is to ensure all students receive a superior education in a safe and supportive learning environment that prepares them to be responsible and productive citizens.

Collective Efficacy Statement: Through the continuous school improvement process, Dr. James Craik Elementary will create a school culture focused on growth mindset through consistent collaboration and celebrating growth. Together, we will identify our areas of strength and growth, work collaboratively to plan, implement, and monitor our efforts, celebrate our school, and leave no one behind. We will utilize staff strengths and appreciate what everyone has to offer.



Charles County
Public Schools

Working together to achieve excellence for every student.

Area of Focus

Dear Parents and Guardians,

At our school, we are dedicated to ensuring that every student achieves their fullest potential in English Language Arts and Mathematics. To support this goal, we are focusing on enhancing our instructional practices through well-designed lessons and differentiated instruction that cater to the diverse needs of all learners. By implementing quality instructional programming, we aim to strengthen students' comprehension of informational text, helping them building the skills necessary for success. Together, we can create a supportive environment that fosters growth and empowers every student to thrive.

Thank you for your continued partnership in your child's education.

Sincerely,

Dr. James Craik Elementary

Data Summary

English Language Arts Data Overview	Mathematics Data Overview
<p align="center">MCAP ELA Data 2023-2024 School Year</p>	<p align="center">MCAP Mathematics Data 2023-2024 School Year</p>
<p>3rd Grade: 44% proficient 4th Grade: 75% proficient 5th Grade: 58% proficient</p>	<p>3rd Grade: 39% proficient 4th Grade: 57% proficient 5th Grade: 35% proficient</p>
<p align="center">I-Ready Data Schoolwide Reading Growth: 113% Growth Progress (Median)</p>	<p align="center">I-Ready Data Schoolwide Math Growth: 95% Growth Progress (Median)</p>
<p>Grade 1- 107%, 74% of students improved placement Grade 2- 113%, 66% of students improved placement Grade 3- 103%, 58% of students improved placement Grade 4- 193%, 74% of students improved placement Grade 5- 115%, 53% of students improved placement</p>	<p>Grade 1- 97%, 59% of students improved placement Grade 2- 100%, 67% of students improved placement Grade 3- 60%, 44% of students improved placement Grade 4- 117%, 78% of students improved placement Grade 5- 94%, 66% of students improved placement</p>
<p align="center">47% of our students in grades 1-5 are performing below grade level in comprehension of informational text.</p>	

School Problem of Practice & Smart Goals

ELA Smart Goal

- Dr. James Craik Elementary will increase the number of students meeting or exceeding proficiency on the MCAP ELA from 57% to 63% by June 2025.

Mathematics Smart Goal

- Dr. James Craik Elementary will increase the number of students meeting or exceeding proficiency on the MCAP Mathematics assessment from 43% to 50% by June 2025.



Charles County
Public Schools

Working together to achieve excellence for every student.

Cycle 1: Change Practice & Cycle of Professional Learning

Change Practice

- Teachers will participate in collaborative planning and on-going professional learning about aligning reading/math standards to instruction.

Cycle of Professional Learning # 1 Overview

- Teachers will participate in professional learning on unpacking of standards and writing learning goals. Teachers will review student work samples and check for standards alignment.



Cycle 1: Anticipated Outcomes

Anticipated Outcomes (Educators)	Anticipated Outcomes (Students)
Collecting Information	Collecting Information
Teacher will provide guidance on how to unpack and understand what a question or prompt is fully asking.	Students will be able to explain the purpose or reason for each exposure to information.
Composing	Composing
Teacher will provide purpose statement, objective, and success criteria.	Student will use success criteria to produce a well-developed piece.

Cycle 1: Outcomes


Cycle Areas of Growth	Cycle Celebrations

Next Steps

- Insert next steps based upon the findings

Charles County
Public Schools
Culture & Climate Cycle 1

Dr. James Craik
Elementary



Culture & Climate Overview

Data Overview

Attendance is a concern, and we have a few situations impacting student attendance. 1 special education student was absent for 133.5 days. Another special education student was absent for 27.5 days and present for 71 days. One student who is under CHIPS had a total of 59 days absent but 55 of them were covered through CHIPS and 4 were unexcused absences. In the winter of 2023-2024 we had a student who received a medical diagnosis that kept them out of school which eventually led them to receive Home and Hospital Instruction. One McKinney-Vento student missed 38.5 days of school.

Culture & Climate Area of Focus

Problem of Practice: 20% of total students in grades pre-k – 5th are chronically absent due to inconsistent communication between home and school.

Smart Goal

Dr. James Craik Elementary will increase our schoolwide attendance rate from 93.32% to 95% by June 2025.

Action Steps

1

Contacting families when students are absent and emailing attendance letters home.

2

Recognizing a class and grade level outstanding attendance monthly.

3

Recognizing quarterly outstanding attendance at awards assemblies.

4

Creating a visual bulletin board to display school attendance data.

Culture & Climate Cycle 1: Outcomes

Cycle Areas of Growth	Cycle Celebrations

Next Steps

- Insert next steps based upon the findings

THANK
YOU FOR
REVIEWING
OUR PLAN!



Charles County Public Schools

Working Together To Achieve Excellence For Every Student . . .

We Appreciate Your Partnership!