

FISCAL YEAR 2025 REVENUE AND EXPENDITURE ANALYSIS THROUGH SEPTEMBER

1. ACTUAL COMPARED TO FORECAST VARIANCE AND NET FAVORABILITY ANALYSIS

CURRENT YEAR-TO-DATE REVENUE COLLECTIONS INDICATE A

\$1,093,691

FAVORABLE COMPARED TO FORECAST

CURRENT YEAR-TO-DATE EXPENDITURES INDICATE A

\$295,732

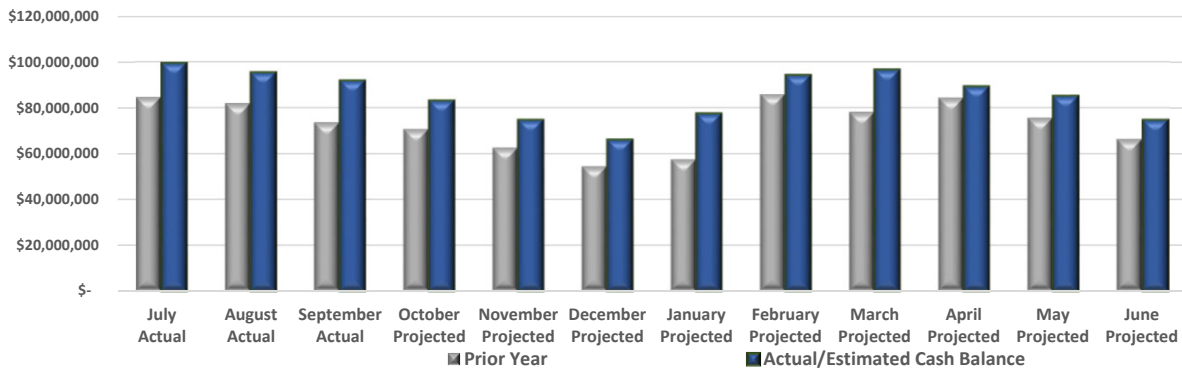
UNFAVORABLE COMPARED TO FORECAST

POTENTIAL NET IMPACT WOULD RESULT IN A

\$797,958

FAVORABLE IMPACT ON THE CASH BALANCE

2. VARIANCE AND CASH BALANCE COMPARISON



CURRENT MONTHLY CASH FLOW ESTIMATES A JUNE 30, 2025 CASH BALANCE OF

\$74,756,664

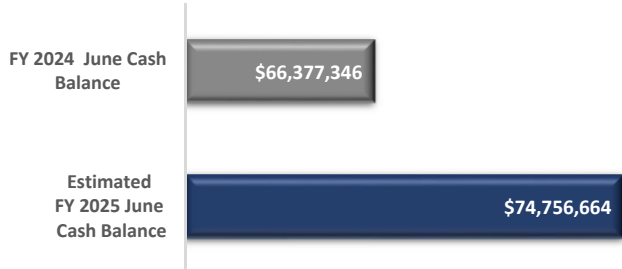
Current monthly cash flow estimates, including actual data through September indicate that the June 30, 2025 cash balance will be \$74,756,664, which is \$797,958 more than the five year forecast projection of \$73,958,706.

June 30 ESTIMATED CASH BALANCE IS

\$797,958

MORE THAN THE FORECAST/BUDGET AMOUNT

3. FISCAL YEAR 2025 REVENUE SHORTFALL/SURPLUS ANALYSIS (BASED UPON ACTUAL/ESTIMATED VARIANCE)



OPERATING SURPLUS OF

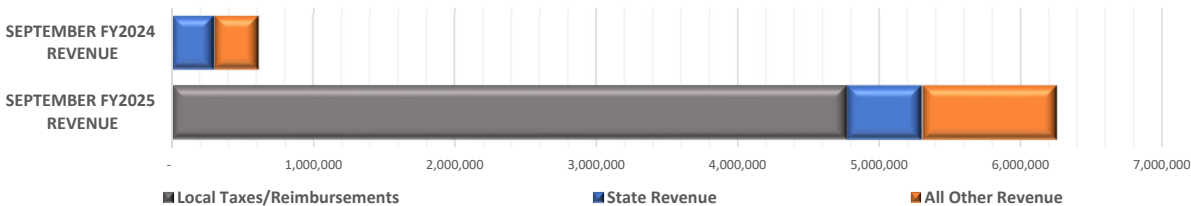
\$8,379,318

WILL INCREASE THE CASH BALANCE BY THE END OF THE FISCAL YEAR

Current cash flow monthly trend-estimates indicate this year's ending June 30 cash balance will INCREASE \$8,379,318 compared to last fiscal year ending June 30. This surplus outcome is the result of the cash flow revenue estimate of \$128,488,007 totaling more than estimated cash flow expenditures of \$120,108,689.

FISCAL YEAR 2025 MONTHLY REVENUE ANALYSIS - SEPTEMBER

1. SEPTEMBER REVENUE COLLECTIONS COMPARED TO PRIOR YEAR



	Actual Revenue Collections For September	Prior Year Revenue Collections	Actual Compared to Last Year
Local Taxes/Reimbursements	4,772,764	-	4,772,764
State Revenue	529,258	302,498	226,759
All Other Revenue	953,505	313,966	639,539
Total Revenue	6,255,526	616,464	5,639,062

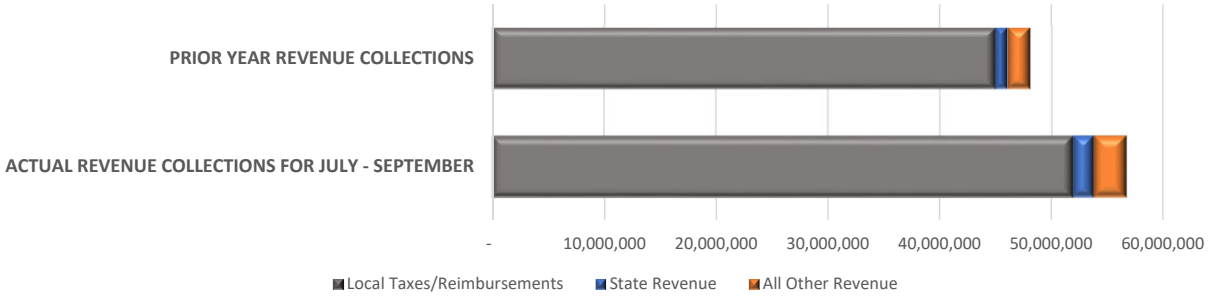
Actual revenue for the month was up

\$5,639,062

compared to last year.

Overall total revenue for September is up 914.7% (\$5,639,062). The largest change in this September's revenue collected compared to September of FY2024 is higher homestead and rollback and other state reimbursements (\$4,772,764) and higher miscellaneous receipts (\$520,141). A single month's results can be skewed compared to a prior year because of the timing of revenue received. The fiscal year-to-date results, when involving additional months of revenue activity can provide more insight.

2. ACTUAL REVENUE RECEIVED THROUGH SEPTEMBER COMPARED TO THE PRIOR YEAR



	Actual Revenue Collections For July - September	Prior Year Revenue Collections For July - September	Current Year Compared to Last Year
Local Taxes/Reimbursements	51,909,596	44,923,266	6,986,330
State Revenue	1,846,080	1,130,203	715,878
All Other Revenue	2,921,213	2,035,237	885,977
Total Revenue	56,676,890	48,088,706	8,588,184

COMPARED TO THE SAME PERIOD, TOTAL REVENUES ARE

\$8,588,184

HIGHER THAN THE PREVIOUS YEAR

Fiscal year-to-date General Fund revenue collected totaled \$56,676,890 through September, which is \$8,588,184 or 17.9% higher than the amount collected last year. The largest difference in revenue when comparing current year-to-date revenue collected through September to the same period last year is homestead and rollback and other state reimbursements revenue coming in \$4,772,764 higher compared to the previous year, followed by local taxes coming in \$2,213,566 higher.

FISCAL YEAR 2025 REVENUE ANALYSIS - JULY - SEPTEMBER

3. POSSIBLE CASH FLOW VARIANCE FROM FORECAST DUE TO FYTD ACTUAL RESULTS

CURRENT YEAR-TO-DATE REVENUE
COLLECTIONS INDICATE A

\$1,093,691

FAVORABLE COMPARED TO
FORECAST

	Forecast Annual Revenue Estimates	Cash Flow Actual/Estimated Calculated Annual Amount	Current Year Forecast Compared to Actual/Estimated
Loc. Taxes/Reimbur.	114,462,456	115,224,679	● 762,223
State Revenue	7,071,686	7,095,195	● 23,509
All Other Revenue	5,860,174	6,168,132	● 307,958
Total Revenue	127,394,316	128,488,007	● 1,093,691

The top two categories (local taxes and advances in), represents 93.3% of the variance between current revenue estimates and the amounts projected in the five year forecast.

The total variance of \$1,093,691 (current revenue estimates vs. amounts projected in the five year forecast) is equal to .86% forecast annual revenue

Top Forecast vs. Cash Flow Actual/Estimated Amounts

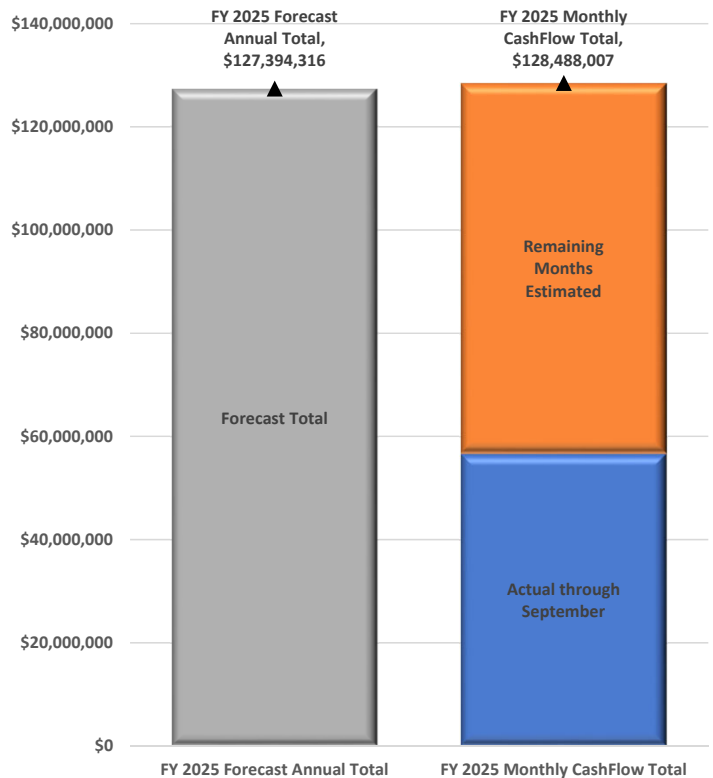
Variance Based on	Expected Over/(Under) Forecast
Local Taxes	801,611
Advances In	219,272
Lead and Rollback and other state reimbursements	(39,387)
Investment Earnings	37,252
All Other Revenue Categories	74,944
Total Revenue	1,093,690

4. REVENUE VARIANCE ANALYSIS OF POTENTIAL IMPACT

Results through September indicate a favorable variance of \$1,093,691 compared to the forecast total annual revenue. This means the forecast cash balance could be improved.

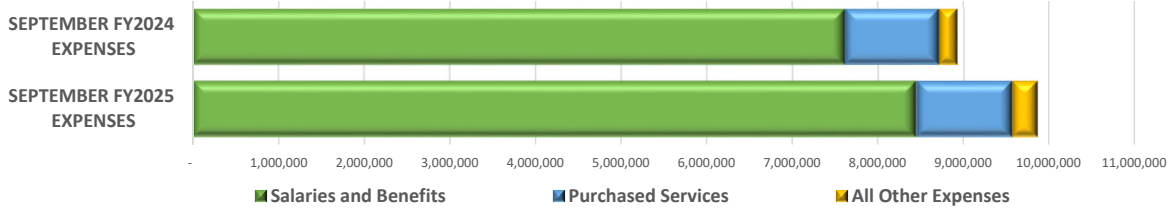
improved.

The fiscal year is 25% complete. Monthly cash flow, comprised of 3 actual months plus 9 estimated months indicates revenue totaling \$128,488,007 which is \$1,093,691 more than total revenue projected in the district's current forecast of \$127,394,316



FISCAL YEAR 2025 MONTHLY EXPENDITURE ANALYSIS - SEPTEMBER

1. SEPTEMBER EXPENDITURES COMPARED TO PRIOR YEAR



	Actual Expenses For September	Prior Year Expenditure Incurred		Actual Compared to Last Year
Salaries and Benefits	8,445,187	7,609,818	●	835,368
Purchased Services	1,119,401	1,099,143	●	20,257
All Other Expenses	295,362	217,515	●	77,847
Total Expenditures	9,859,949	8,926,476	●	933,473



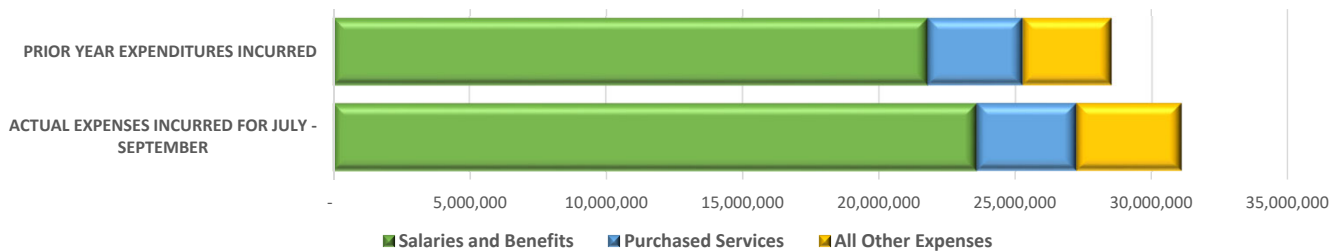
Actual expenses for the month was up

\$933,473

compared to last year.

Overall total expenses for September are up 10.5% (\$933,473). The largest change in this September's expenses compared to September of FY2024 is higher regular certified salaries (\$487,967), higher retirement certified (\$133,941) and lower professional and technical services (-\$100,474). A single month's results can be skewed compared to a prior year because of the timing when expenses are incurred. The fiscal year-to-date results, when involving additional months of expense activity can provide more insight.

2. ACTUAL EXPENSES INCURRED THROUGH SEPTEMBER COMPARED TO THE PRIOR YEAR



	Actual Expenses For July - September	Prior Year Expenditures Incurred		Actual Compared to Last Year
Salaries and Benefits	23,584,731	21,782,840	▲	1,801,891
Purchased Services	3,654,400	3,489,913	▲	164,488
All Other Expenses	3,851,297	3,260,583	▲	590,714
Total Expenditures	31,090,428	28,533,335	▲	2,557,092

Compared to the same period, total expenditures are

\$2,557,092

higher than the previous year

Fiscal year-to-date General Fund expenses totaled \$31,090,428 through September, which is \$2,557,092 or 9.9% higher than the amount expended last year. The largest difference in expenditures when comparing current year-to-date expenditures through September to the same period last year is that regular certified salaries costs are \$1,040,344 higher compared to the previous year, followed by retirement certified coming in \$388,050 higher and general supplies coming in \$289,068 higher.

FISCAL YEAR 2025 EXPENDITURE ANALYSIS - JULY - SEPTEMBER

3. POSSIBLE CASH FLOW VARIANCE FROM FORECAST DUE TO FYTD ACTUAL RESULTS

CURRENT YEAR-TO-DATE
EXPENDITURES INDICATE A

\$295,732

UNFAVORABLE COMPARED TO
FORECAST

	Forecasted Annual Expenses	Cash Flow Actual/Estimated Calculated Annual Amount	Forecasted amount compared to Actual/Estimated
Salaries and Benefits	95,889,853	96,203,028	● 313,176
Purchased Services	17,391,277	17,253,826	● (137,450)
All Other Expenses	6,531,826	6,651,834	● 120,007
Total Expenditures	119,812,956	120,108,689	● 295,732

Top Forecast vs. Cash Flow Actual/Estimated Amounts

Variance Based on Actual/Estimated Annual Amount	Expected Over/(Under) Forecast
Professional and Technical Services	● (208,025)
Regular Certified Salaries	● 191,477
Insurance - Workers' Compensation	● 146,919
Dues and Fees	● 104,987
All Other Expense Categories	● 60,375
Total Expenses	● 295,732

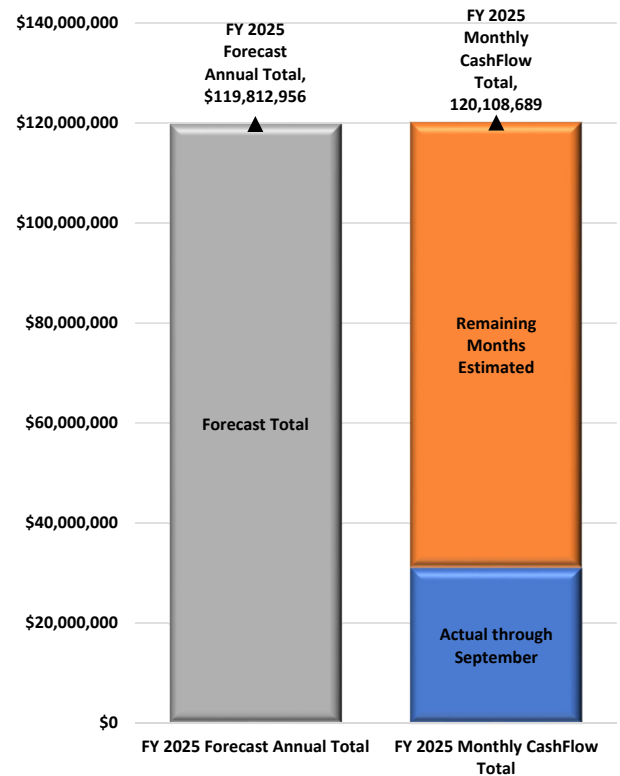
The top two categories (professional and technical services and regular certified salaries), represents 5.6% of the variance between current expense estimates and the amounts projected in the five year forecast.

The total variance of \$295,732 (current expense estimates vs. amounts projected in the five year forecast) is equal to .2% of the total Forecasted annual expenses.

4. EXPENDITURE VARIANCE ANALYSIS OF POTENTIAL IMPACT

Results through September indicate that Fiscal Year 2025 actual/estimated expenditures could total \$120,108,689 which has a unfavorable expenditure variance of \$295,732. This means the forecast cash balance could be reduced.

The fiscal year is approximately 25% complete. Monthly cash flow, comprised of 3 actual months plus 9 estimated months indicates expenditures totaling \$120,108,689 which is \$295,732 more than total expenditures projected in the district's current forecast of \$119,812,956



Upper Arlington City Schools Cash Summary Report

Full Account Code	Description	Initial Cash	MTD Received	FYTD Received	MTD Expended	FYTD Expended	Fund Balance	Encumbrance	Unencumbered Balance
Fund: 001									
001-0000	General Fund	\$ 66,329,518.19	\$ 6,255,313.09	\$ 56,676,086.23	\$ 9,859,948.88	\$ 31,090,427.82	\$ 91,915,176.60	\$ 10,644,199.41	\$ 81,270,977.19
001-9519	Legacy Capital Campaign	47,827.95	212.79	803.53	0.00	0.00	48,631.48	886.80	47,744.68
		\$ 6,255,525.88	\$ 9,859,948.88						
		66,377,346.14	56,676,889.76	31,090,427.82	91,963,808.08	10,645,086.21	81,318,721.87		
Fund: 002									
002-0000	Bond Retirement Fund	9,075,605.82	47,036.99	7,577,982.89	69.02	87,626.60	16,565,962.11	0.00	16,565,962.11
		\$ 9,075,605.82	\$ 47,036.99	\$ 7,577,982.89	\$ 69.02	\$ 87,626.60	\$ 16,565,962.11	\$ 0.00	\$ 16,565,962.11
Fund: 003									
003-0000	Capital Project Fund	8,940,270.14	233,970.99	1,786,473.21	151,044.13	2,841,977.10	7,884,766.25	385,428.90	7,499,337.35
		\$ 8,940,270.14	\$ 233,970.99	\$ 1,786,473.21	\$ 151,044.13	\$ 2,841,977.10	\$ 7,884,766.25	\$ 385,428.90	\$ 7,499,337.35
Fund: 004									
004-9017	2017 Construction & Renovations	0.00	0.00	0.00	0.00	0.00	0.00	(3,818,437.61)	3,818,437.61
		\$ 0.00	\$ 0.00	\$ 0.00	\$ 0.00	\$ 0.00	\$ 0.00	(3,818,437.61)	\$ 3,818,437.61
Fund: 006									
006-0000	Food Service Fund	1,770,050.94	285,944.93	640,326.55	306,859.54	660,229.87	1,750,147.62	617,275.26	1,132,872.36
006-9000	Food Service Fund	220,054.47	0.00	0.00	9,756.57	11,014.39	209,040.08	44,553.70	164,486.38
		\$ 1,990,105.41	\$ 285,944.93	\$ 640,326.55	\$ 316,616.11	\$ 671,244.26	\$ 1,959,187.70	\$ 661,828.96	\$ 1,297,358.74
Fund: 007									
007-9000	Unclaimed Funds	8,366.85	0.00	0.00	0.00	0.00	8,366.85	0.00	8,366.85
007-9004	BECS Building Fund Reserve	24,546.33	109.20	412.38	0.00	0.00	24,958.71	0.00	24,958.71
007-9009	Classified Account Fund	214.59	0.00	0.00	0.00	0.00	214.59	0.00	214.59
007-9040	Greensview Fundraiser	0.00	0.00	0.00	0.00	0.00	0.00	8,000.00	(8,000.00)
007-9045	Greensview Staff/Flower Fund	168.35	0.00	0.00	0.00	0.00	168.35	0.00	168.35
007-9055	Tremont Staff/Flower Fund	1,461.80	523.38	539.28	0.00	378.00	1,623.08	375.00	1,248.08
007-9066	Wickliffe Flower Fund	1,042.94	13.81	24.81	381.19	381.19	686.56	0.00	686.56
007-9080	Hastings Flower Fund	2,926.05	72.44	1,579.86	1,124.88	1,441.14	3,064.77	0.00	3,064.77
007-9091	Jones Scholarships	13,775.14	0.00	0.00	0.00	0.00	13,775.14	0.00	13,775.14
007-9110	BARRINGTON STAFF FUND	68.37	17.72	24.14	0.00	0.00	92.51	0.00	92.51
007-9170	Windermere Flower Fund	1,516.96	8.96	8.96	0.00	0.00	1,525.92	0.00	1,525.92
007-9250	Central Office Staff Fund	227.05	7.60	10.14	0.00	0.00	237.19	0.00	237.19
007-9251	Leadership Team Fund	82.07	0.00	0.00	0.00	50.00	32.07	0.00	32.07
007-9252	Burbank Office Fund	1,087.09	23.62	61.83	0.00	0.00	1,148.92	0.00	1,148.92
007-9254	Operational Services Staff Fund	790.92	0.85	51.43	0.00	0.00	842.35	0.00	842.35
007-9255	Transportation Staff Fund	1,901.40	39.70	94.37	0.00	478.89	1,516.88	0.00	1,516.88
007-9256	Mincy Staff Flower Fund	348.97	0.00	0.00	0.00	0.00	348.97	50.00	298.97
007-9257	District Flower Fund	29,481.09	0.00	0.00	0.00	0.00	29,481.09	0.00	29,481.09
007-9259	Jones Staff Fund	111.90	26.59	27.61	0.00	0.00	139.51	0.00	139.51
007-9802	Hastings Scholarships	14,702.42	0.00	1,205.00	700.00	700.00	15,207.42	0.00	15,207.42

Upper Arlington City Schools Cash Summary Report

Full Account Code	Description	Initial Cash	MTD Received	FYTD Received	MTD Expended	FYTD Expended	Fund Balance	Encumbrance	Unencumbered Balance
007-9904	BECS Family Fund	\$ 11,903.61	\$ 52.96	\$ 199.98	\$ 0.00	\$ 0.00	\$ 12,103.59	\$ 0.00	\$ 12,103.59
007-9999	Debi Casto UAHS Scholarship Fund	882,000.00	0.00	0.00	0.00	7,000.00	875,000.00	0.00	875,000.00
		\$ 996,723.90	\$ 896.83	\$ 4,239.79	\$ 2,206.07	\$ 10,429.22	\$ 990,534.47	\$ 8,425.00	\$ 982,109.47
Fund:	009								
009-9010	USS Barrington	5,228.11	550.00	19,175.00	2,228.03	13,877.23	10,525.88	48.40	10,477.48
009-9040	USS Greensview	3,741.73	175.00	11,375.00	3,645.89	8,712.69	6,404.04	236.57	6,167.47
009-9050	USS Tremont	8,704.35	1,025.00	15,450.00	3,584.36	4,476.74	19,677.61	486.66	19,190.95
009-9060	USS Wickliffe	4,791.57	655.00	11,005.00	3,138.37	4,910.60	10,885.97	0.00	10,885.97
009-9070	USS Windermere	6,914.04	150.00	13,175.00	3,889.64	6,205.51	13,883.53	137.26	13,746.27
009-9080	USS Hastings	11,888.18	18,676.48	18,918.13	4,396.21	25,288.96	5,517.35	1,327.97	4,189.38
009-9090	USS Jones	11,553.52	18,882.23	19,185.48	4,893.72	18,165.54	12,573.46	425.00	12,148.46
009-9100	USS High School Workbooks	10,471.32	4,675.00	4,675.00	5,293.71	5,293.71	9,852.61	975.36	8,877.25
009-9102	USS High School - Art	11,088.00	26,340.00	26,699.00	2,671.56	5,304.05	32,482.95	5,892.88	26,590.07
009-9103	USS High School - Industrial Tech	2,242.48	0.00	0.00	0.00	0.00	2,242.48	0.00	2,242.48
009-9113	USS UAHS - Science	11,985.91	26,835.00	27,245.00	1,636.15	2,766.47	36,464.44	4,782.83	31,681.61
009-9903	Jones Life Skills Fund	2,755.80	0.00	0.00	0.00	0.00	2,755.80	0.00	2,755.80
		\$ 91,365.01	\$ 97,963.71	\$ 166,902.61	\$ 35,377.64	\$ 95,001.50	\$ 163,266.12	\$ 14,312.93	\$ 148,953.19
Fund:	018								
018-9005	BECS Principal Account	2,173.57	0.00	0.00	0.00	437.65	1,735.92	0.00	1,735.92
018-9010	Barrington Principal Fund	6,092.06	0.00	0.00	660.22	1,434.11	4,657.95	727.79	3,930.16
018-9040	Greensview Principal Fund	24,749.42	2.79	209.25	47.98	1,213.61	23,745.06	13.59	23,731.47
018-9050	Tremont Principal Fund	3,146.54	(468.00)	13,250.00	2,327.79	2,391.89	14,004.65	1,830.04	12,174.61
018-9060	Wickliffe Principal Fund	7,921.07	(768.90)	(768.90)	159.00	259.00	6,893.17	10.00	6,883.17
018-9070	Windermere Principal Fund	13,847.04	0.00	0.00	0.00	0.00	13,847.04	0.00	13,847.04
018-9080	Hastings Principal Fund	5,763.38	162.77	162.77	364.99	896.33	5,029.82	736.00	4,293.82
018-9090	Jones Principal Fund	4,764.32	78.81	78.81	1,700.33	2,087.79	2,755.34	1,648.38	1,106.96
018-9100	High School Principal Fund	45,554.57	1,656.57	7,072.78	3,396.67	5,051.17	47,576.18	1,750.98	45,825.20
018-9101	PHYSICS TRIP	1,710.04	0.00	0.00	0.00	0.00	1,710.04	0.00	1,710.04
018-9105	Transcript Process	63,367.73	2,049.36	2,537.11	420.00	420.00	65,484.84	2,930.91	62,553.93
018-9110	HS AP Fund	110,330.76	0.00	0.00	0.00	1,660.70	108,670.06	696.32	107,973.74
018-9252	Career Education Fund	27,394.27	0.00	0.00	0.00	0.00	27,394.27	0.00	27,394.27
		\$ 316,814.77	\$ 2,713.40	\$ 22,541.82	\$ 9,076.98	\$ 15,852.25	\$ 323,504.34	\$ 10,344.01	\$ 313,160.33
Fund:	019								
019-9000	Other Grants-District Wide	6,472.27	0.00	10,818.00	0.00	190.00	17,100.27	0.00	17,100.27
019-9001	DRA	406,950.58	975.24	4,165.07	47.60	3,627.59	407,488.06	6,143.96	401,344.10
019-9003	Class Gifts	15,214.78	0.00	5,966.94	0.00	0.00	21,181.72	0.00	21,181.72
019-9006	Scotland Exchange Program	5,453.90	0.00	0.00	0.00	0.00	5,453.90	0.00	5,453.90
019-9007	French Exchange Program	726.55	0.00	0.00	0.00	0.00	726.55	0.00	726.55
019-9050	Tremont UAEF Grants	0.00	0.00	5,000.00	0.00	4,771.57	228.43	110.97	117.46
019-9093	Borghi Digital Library Fund	11,011.97	0.00	0.00	0.00	0.00	11,011.97	0.00	11,011.97

Upper Arlington City Schools Cash Summary Report

Full Account Code	Description	Initial Cash	MTD Received	FYTD Received	MTD Expended	FYTD Expended	Fund Balance	Encumbrance	Unencumbered Balance
019-9094	Jones UAEF Grant	\$ 0.00	\$ 0.00	\$ 3,450.00	\$ 3,450.00	\$ 3,450.00	\$ 0.00	\$ 0.00	\$ 0.00
019-9100	Conley Media Literacy Fund	1,740.95	0.00	0.00	0.00	0.00	1,740.95	0.00	1,740.95
019-9101	UAHS Athletic Complex	39,386.03	0.00	2,590.12	0.00	0.00	41,976.15	0.00	41,976.15
019-9103	UA Rotary Foundation Fund	342.03	0.00	0.00	0.00	0.00	342.03	0.00	342.03
019-9105	Auditorium - UAHS	199,971.37	0.00	0.00	2,767.52	2,767.52	197,203.85	0.00	197,203.85
019-9112	Excellence Activities	285.10	0.00	0.00	0.00	0.00	285.10	0.00	285.10
019-9116	Digital Conversion Protection Plan	213,686.85	3,270.00	144,936.00	0.00	172,000.00	186,622.85	0.00	186,622.85
019-9166	District Author Visits	8,000.00	2,000.00	2,000.00	0.00	0.00	10,000.00	0.00	10,000.00
019-9200	Grant/ Advertising - First Merchants	848.01	0.00	0.00	0.00	0.00	848.01	0.00	848.01
019-9203	Pepsi/Other	59,047.57	0.00	0.00	0.00	0.00	59,047.57	0.00	59,047.57
019-9700	Windermere UAEF Grant	0.00	0.00	1,202.03	0.00	1,202.03	0.00	0.00	0.00
019-9801	HASTINGS AMLE GRANT	3,776.18	0.00	0.00	0.00	0.00	3,776.18	0.00	3,776.18
019-9904	BECS-Library Fund	394.80	0.00	0.00	0.00	0.00	394.80	0.00	394.80
		\$ 973,308.94	\$ 6,245.24	\$ 180,128.16	\$ 6,265.12	\$ 188,008.71	\$ 965,428.39	\$ 6,254.93	\$ 959,173.46
Fund:	020								
020-9000	School Age Child Care Fund	691,208.02	22,007.00	27,601.00	75,663.45	301,648.66	417,160.36	59,481.56	357,678.80
020-9004	BECS Early Childhood Program Fund	1,000,285.99	206,999.85	470,921.23	236,902.19	630,372.94	840,834.28	40,720.58	800,113.70
020-9006	Summer Academy	35,118.42	0.00	0.00	0.00	0.00	35,118.42	0.00	35,118.42
020-9054	Personnel Fund - Background Checks	2,455.25	1,556.00	5,072.00	4,123.75	8,496.75	(969.50)	14,234.75	(15,204.25)
		\$ 1,729,067.68	\$ 230,562.85	\$ 503,594.23	\$ 316,689.39	\$ 940,518.35	\$ 1,292,143.56	\$ 114,436.89	\$ 1,177,706.67
Fund:	022								
022-0000	Agency Fund - UAEA	0.00	0.00	0.00	0.00	10.16	(10.16)	0.00	(10.16)
022-9181	UAHS Tournament Account	6,726.25	0.00	(5,180.25)	0.00	1,546.00	0.00	0.00	0.00
		\$ 6,726.25	\$ 0.00	\$ (5,180.25)	\$ 0.00	\$ 1,556.16	\$ (10.16)	\$ 0.00	\$ (10.16)
Fund:	024								
024-9001	Self Insurance - Medical	8,235,719.37	1,180,515.36	3,388,396.87	1,479,354.80	3,842,228.77	7,781,887.47	4,779,920.70	3,001,966.77
024-9005	Workers Compensation - Self Insurance	655,972.72	11,097.40	33,635.95	4,065.71	60,499.20	629,109.47	46,739.04	582,370.43
		\$ 8,891,692.09	\$ 1,191,612.76	\$ 3,422,032.82	\$ 1,483,420.51	\$ 3,902,727.97	\$ 8,410,996.94	\$ 4,826,659.74	\$ 3,584,337.20
Fund:	026								
026-0000	Employee Benefits Fund	502,337.80	121,219.66	344,973.82	93,410.85	314,785.21	532,526.41	374,673.29	157,853.12
		\$ 502,337.80	\$ 121,219.66	\$ 344,973.82	\$ 93,410.85	\$ 314,785.21	\$ 532,526.41	\$ 374,673.29	\$ 157,853.12
Fund:	027								
027-9017	Workers Comp (OCIP) - Self Insurance	300,513.19	0.00	0.00	0.00	0.00	300,513.19	25,000.00	275,513.19
		\$ 300,513.19	\$ 0.00	\$ 0.00	\$ 0.00	\$ 0.00	\$ 300,513.19	\$ 25,000.00	\$ 275,513.19
Fund:	035								
035-0000	Termination Benefits Fund	1,603,638.67	0.00	1,000,000.00	1,119,640.97	1,172,909.93	1,430,728.74	555,512.61	875,216.13
		\$ 1,603,638.67	\$ 0.00	\$ 1,000,000.00	\$ 1,119,640.97	\$ 1,172,909.93	\$ 1,430,728.74	\$ 555,512.61	\$ 875,216.13

Upper Arlington City Schools Cash Summary Report

Full Account Code	Description	Initial Cash	MTD Received	FYTD Received	MTD Expended	FYTD Expended	Fund Balance	Encumbrance	Unencumbered Balance
Fund: 070									
070-9099	Capital Projects Reserve Fund 6/2024	\$ 1,800,242.15	\$ 9,327.19	\$ 774,697.01	\$ 0.00	\$ 0.00	\$ 2,574,939.16	\$ 0.00	\$ 2,574,939.16
070-9519	Legacy Capital Projects 4/2019	952,680.96	4,273.95	18,439.34	802.94	47,138.48	923,981.82	37,593.63	886,388.19
		\$ 2,752,923.11	\$ 13,601.14	\$ 793,136.35	\$ 802.94	\$ 47,138.48	\$ 3,498,920.98	\$ 37,593.63	\$ 3,461,327.35
Fund: 200									
200-9100	High School Arlingtonian	0.00	0.00	0.00	0.00	0.00	0.00	17,500.00	(17,500.00)
200-9101	High School Service Club Fund	2,602.09	0.00	0.00	0.00	0.00	2,602.09	0.00	2,602.09
200-9102	High School Environmental Club Fund	1,376.70	0.00	0.00	0.00	0.00	1,376.70	0.00	1,376.70
200-9103	High School Norwester Fund	29,615.65	1,450.00	1,450.00	0.00	1,337.14	29,728.51	10,052.61	19,675.90
200-9104	High School Art Club	271.99	0.00	0.00	0.00	0.00	271.99	0.00	271.99
200-9106	High School Drama Club Fund	15,688.92	0.00	180.00	0.00	0.00	15,868.92	4,785.00	11,083.92
200-9107	High School In The Know Fund	9,563.19	0.00	0.00	0.00	0.00	9,563.19	0.00	9,563.19
200-9108	High School Spirit Club Fund	2,992.06	0.00	0.00	0.00	0.00	2,992.06	294.70	2,697.36
200-9109	UAHS Medical Club	856.76	0.00	0.00	0.00	0.00	856.76	0.00	856.76
200-9111	High School Student Council Fund	4,519.56	39,238.09	40,738.09	20,130.97	20,130.97	25,126.68	2,661.68	22,465.00
200-9115	High School Science Club Fund	11,714.80	0.00	0.00	200.00	1,775.00	9,939.80	0.00	9,939.80
200-9117	High School Fencing Fund	1,254.53	0.00	1,440.00	0.00	998.40	1,696.13	0.00	1,696.13
200-9119	High School Global Language Fund	4,737.31	0.00	0.00	0.00	0.00	4,737.31	0.00	4,737.31
200-9125	High School Photo Club Fund	679.35	0.00	0.00	0.00	0.00	679.35	0.00	679.35
200-9127	UAHS SCIENCE FAIR-OLYMPIAD	1,905.35	0.00	0.00	0.00	0.00	1,905.35	0.00	1,905.35
200-9128	High School JSA Club	931.66	0.00	0.00	0.00	0.00	931.66	0.00	931.66
200-9130	UA IDEA DAY	1,863.23	0.00	0.00	0.00	0.00	1,863.23	0.00	1,863.23
200-9131	High School Computer Science Club	2,465.54	0.00	0.00	100.00	100.00	2,365.54	0.00	2,365.54
200-9160	High School Class of 2026	4,988.28	175.00	7,498.75	0.00	6,308.21	6,178.82	14,719.17	(8,540.35)
200-9161	High School Class of 2028	0.00	0.00	3,426.21	0.00	0.00	3,426.21	0.00	3,426.21
200-9165	High School Class of 2025	15,725.51	200.00	8,570.00	1,084.31	1,437.91	22,857.60	1,246.40	21,611.20
200-9166	High School German Club	1,154.09	0.00	0.00	0.00	0.00	1,154.09	0.00	1,154.09
200-9167	High School French Club	111.29	0.00	0.00	0.00	0.00	111.29	0.00	111.29
200-9169	High School Spanish Club	518.56	945.00	945.00	0.00	0.00	1,463.56	483.40	980.16
200-9170	High School Class of 2027	1,639.15	0.00	0.00	0.00	0.00	1,639.15	0.00	1,639.15
200-9174	High School Class of 2024	21,966.94	0.00	0.00	0.00	21,966.94	0.00	0.00	0.00
200-9179	High Engineering Club	114.67	100.00	100.00	0.00	0.00	214.67	500.00	(285.33)
200-9180	Class of 2026 - Senior Celebration	7,300.00	0.00	0.00	0.00	0.00	7,300.00	0.00	7,300.00
200-9182	High School First Robotics	16,234.82	295.00	295.00	499.11	828.65	15,701.17	9,589.52	6,111.65
200-9184	Class of 2024 Senior Celebration	3,587.46	0.00	0.00	0.00	3,587.46	0.00	0.00	0.00
200-9185	Class of 2025 Senior Celebration	5,050.00	0.00	0.00	0.00	0.00	5,050.00	0.00	5,050.00

Upper Arlington City Schools Cash Summary Report

Full Account Code	Description	Initial Cash	MTD Received	FYTD Received	MTD Expended	FYTD Expended	Fund Balance	Encumbrance	Unencumbered Balance
200-9186	Class of 2027 Senior Celebration	\$ 9,237.00	\$ 0.00	\$ 0.00	\$ 0.00	\$ 0.00	\$ 9,237.00	\$ 0.00	\$ 9,237.00
200-9199	High School Scholarship Fund	3,517.07	750.00	750.00	0.00	0.00	4,267.07	0.00	4,267.07
200-9802	Hastings Drama Club Fund	39,654.04	90.00	195.00	242.44	2,222.44	37,626.60	1,319.25	36,307.35
200-9804	Hastings Yearbook Fund	3,885.02	4,648.00	4,648.00	599.00	1,239.00	7,294.02	0.00	7,294.02
200-9806	Hastings French Club Fund	333.26	0.00	0.00	0.00	0.00	333.26	0.00	333.26
200-9807	Hastings German Club Fund	610.04	0.00	0.00	0.00	0.00	610.04	0.00	610.04
200-9808	Hastings Spanish Club Fund	134.14	0.00	0.00	19.79	19.79	114.35	0.00	114.35
200-9814	Hastings MS Literary Magazine	867.91	0.00	0.00	0.00	0.00	867.91	0.00	867.91
200-9815	Hastings MS Robotics Club	1,682.06	0.00	0.00	0.00	0.00	1,682.06	0.00	1,682.06
200-9816	Hastings Best Buddies	219.28	0.00	0.00	0.00	0.00	219.28	0.00	219.28
200-9823	Hastings Class of 2029	5,836.71	150.00	4,550.00	0.00	0.00	10,386.71	683.26	9,703.45
200-9825	Hastings Service Club Fund	72.34	0.00	0.00	0.00	0.00	72.34	0.00	72.34
200-9827	Hastings Class of 2030	2,928.07	200.00	4,825.00	0.00	180.00	7,573.07	683.27	6,889.80
200-9828	Hastings Class of 2031	0.00	400.00	5,100.00	0.00	0.00	5,100.00	683.27	4,416.73
200-9829	HASTINGS CLASS 2028	47.86	0.00	0.00	0.00	47.86	0.00	0.00	0.00
200-9901	Jones Fall Production Fund	70,043.96	4,960.00	6,200.00	2,899.22	2,899.22	73,344.74	29,265.49	44,079.25
200-9904	Jones Student Council Fund	564.87	0.00	0.00	0.00	0.00	564.87	0.00	564.87
200-9905	Jones Yearbook Fund	47,702.03	45.00	45.00	47.40	47.40	47,699.63	1,845.00	45,854.63
200-9911	Jones German Club	205.00	0.00	0.00	0.00	0.00	205.00	0.00	205.00
200-9921	Jones Class of 2028	3,378.35	0.00	0.00	0.00	3,378.35	0.00	0.00	0.00
200-9924	Jones Class of 2030	3,556.20	300.00	5,050.00	0.00	0.00	8,606.20	0.00	8,606.20
200-9925	Jones Class of 2029	3,197.09	150.00	4,475.00	0.00	0.00	7,672.09	0.00	7,672.09
200-9928	Jones Class of 2031	0.00	235.00	4,810.00	0.00	0.00	4,810.00	0.00	4,810.00
		\$ 369,101.76	\$ 54,331.09	\$ 105,291.05	\$ 25,822.24	\$ 68,504.74	\$ 405,888.07	\$ 96,312.02	\$ 309,576.05
Fund:	300								
300-9001	Booster/PTO Supplementals	0.00	6,481.63	57,865.42	20,191.75	23,929.25	33,936.17	0.00	33,936.17
300-9010	Barrington School Library Fund	2,125.95	0.00	0.00	55.06	178.16	1,947.79	0.00	1,947.79
300-9050	Tremont Library Fund	1,467.07	0.00	0.00	0.00	0.00	1,467.07	0.00	1,467.07
300-9060	Wickliffe Library Fund	5,187.21	645.00	2,175.00	65.27	325.61	7,036.60	0.00	7,036.60
300-9066	Wickliffe Playground Fund	29,336.47	0.00	0.00	0.00	19,180.15	10,156.32	0.00	10,156.32
300-9070	Windermere Library Fund	404.82	0.00	0.00	44.07	232.77	172.05	10,000.00	(9,827.95)
300-9126	High School National Art Honor Society	3,645.44	0.00	0.00	0.00	0.00	3,645.44	0.00	3,645.44
300-9127	High School National Honor Society Fund	251.10	0.00	0.00	0.00	0.00	251.10	0.00	251.10
300-9129	High School Science National Honor Society	250.30	0.00	0.00	0.00	0.00	250.30	0.00	250.30
300-9130	Rise Cafe - Highschool	39,810.31	6,237.94	7,793.63	4,263.10	7,794.13	39,809.81	13,589.87	26,219.94
300-9133	High School Learning Center Fund	4,498.07	0.00	98.83	0.00	0.00	4,596.90	0.00	4,596.90
300-9137	High School Bear Paws Fund	2,531.66	0.00	0.00	0.00	65.93	2,465.73	0.00	2,465.73
300-9140	High School Literary Magazine Fund	6.31	0.00	0.00	0.00	0.00	6.31	0.00	6.31

Upper Arlington City Schools

Cash Summary Report

Full Account Code	Description	Initial Cash	MTD Received	FYTD Received	MTD Expended	FYTD Expended	Fund Balance	Encumbrance	Unencumbered Balance
300-9141	High School Store Fund	\$ 213,535.78	\$ 8,214.76	\$ 41,124.07	\$ 13,019.27	\$ 39,877.56	\$ 214,782.29	\$ 29,501.09	\$ 185,281.20
300-9143	High School Band Fund	22,781.52	0.00	2,050.00	0.00	17,133.80	7,697.72	3,000.00	4,697.72
300-9144	High School Orchestra Fund	1,348.31	0.00	1,900.00	0.00	0.00	3,248.31	3,092.07	156.24
300-9145	High School Athletic Fund	299,816.37	72,441.02	207,609.33	51,068.64	137,807.08	369,618.62	98,312.53	271,306.09
300-9148	UAHS PRINT SHOP-PAW PRINTS	3,329.18	460.95	460.95	96.00	96.00	3,694.13	705.74	2,988.39
300-9152	High School Student Account Fund	5,995.00	0.00	0.00	0.00	0.00	5,995.00	325.00	5,670.00
300-9154	High School Vocal Music	4,501.90	0.00	2,240.00	600.00	600.00	6,141.90	0.00	6,141.90
300-9158	Girl Basketball Camp	77.74	0.00	0.00	0.00	(1,660.38)	1,738.12	0.00	1,738.12
300-9159	Wrestling Camp	985.63	0.00	376.75	0.00	0.00	1,362.38	0.00	1,362.38
300-9160	Girls Volleyball Camp	313.13	0.00	0.00	0.00	0.00	313.13	0.00	313.13
300-9161	Tennis Camp	4,534.15	0.00	0.00	1,100.00	1,434.39	3,099.76	0.00	3,099.76
300-9162	Baseball Camp	19,218.69	0.00	0.00	495.00	9,025.52	10,193.17	672.00	9,521.17
300-9163	Field Hockey Camp	12,513.54	0.00	0.00	4,534.22	8,866.00	3,647.54	0.00	3,647.54
300-9164	Softball Camp	3,444.83	0.00	85.00	0.00	0.00	3,529.83	0.00	3,529.83
300-9165	High School Mock Trial	603.34	960.00	960.00	165.00	165.00	1,398.34	80.00	1,318.34
300-9168	High School R&D Lab	7,152.90	0.00	0.00	0.00	1,516.34	5,636.56	0.00	5,636.56
300-9169	High School Ambassadors of Change	155.42	0.00	0.00	0.00	0.00	155.42	0.00	155.42
300-9176	Track and Field Camp	585.00	0.00	0.00	0.00	0.00	585.00	0.00	585.00
300-9177	Girls Lacrosse Camp	14,981.52	0.00	(120.00)	0.00	10,981.92	3,879.60	3,760.56	119.04
300-9178	Swim Camp	7,181.69	0.00	0.00	0.00	6,100.00	1,081.69	0.00	1,081.69
300-9179	Water Polo Camp	7,354.00	0.00	0.00	0.00	7,181.00	173.00	0.00	173.00
300-9210	Barrington Field Trip	16,251.15	0.00	40,000.00	0.00	0.00	56,251.15	12,707.50	43,543.65
300-9240	Greensview Field Trip	6,010.32	0.00	0.00	0.00	0.00	6,010.32	904.66	5,105.66
300-9250	Tremont Field Trip	4,682.84	0.00	20,000.00	0.00	0.00	24,682.84	3,039.00	21,643.84
300-9260	Wickliffe Field Trip	3,074.64	0.00	0.00	0.00	0.00	3,074.64	715.52	2,359.12
300-9261	Wickliffe Field Trip Admissions	7,686.00	0.00	0.00	0.00	0.00	7,686.00	2,950.00	4,736.00
300-9270	Windermere Field Trip	1,294.30	0.00	0.00	0.00	0.00	1,294.30	1,672.00	(377.70)
300-9805	Hastings Garden Fund	943.58	0.00	0.00	0.00	0.00	943.58	0.00	943.58
300-9815	Hastings Athletic Fund	27,204.90	5,635.96	27,726.36	3,078.63	18,450.03	36,481.23	18,339.27	18,141.96
300-9816	Hastings/Jones DC Class Trip	53,380.27	0.00	0.00	0.00	0.00	53,380.27	0.00	53,380.27
300-9817	Hastings BEARS	1,015.29	0.00	0.00	0.00	0.00	1,015.29	0.00	1,015.29
300-9820	Hastings Media Center Fund	102.15	0.00	0.00	0.00	0.00	102.15	0.00	102.15
300-9821	Hastings Band Fund	4,786.39	0.00	0.00	240.00	240.00	4,546.39	0.00	4,546.39
300-9822	Hastings Ski Club Fund	50,381.17	0.00	0.00	0.00	0.00	50,381.17	0.00	50,381.17
300-9823	Hastings Orchestra Fund	11,872.50	4,275.09	6,175.09	2,961.52	4,123.52	13,924.07	884.71	13,039.36
300-9824	Hastings Vocal Music Fund	5,553.37	1,881.98	1,881.98	125.00	125.00	7,310.35	0.00	7,310.35
300-9826	Hastings 6th Grade Camp	0.00	1,120.00	65,430.00	23,641.25	38,342.91	27,087.09	3,600.00	23,487.09
300-9827	HASTINGS 7TH GRADE TRIP	114.00	0.00	0.00	0.00	0.00	114.00	0.00	114.00
300-9828	Hastings 6th Grade Mentor	2,405.00	0.00	1,987.00	1,800.00	2,779.00	1,613.00	0.00	1,613.00

Upper Arlington City Schools Cash Summary Report

Full Account Code	Description	Initial Cash	MTD Received	FYTD Received	MTD Expended	FYTD Expended	Fund Balance	Encumbrance	Unencumbered Balance
	Program								
300-9909	Jones Vocal Music Fund	\$ 5,647.69	\$ 0.00	\$ 0.00	\$ 20.92	\$ 20.92	\$ 5,626.77	\$ 279.08	\$ 5,347.69
300-9910	Jones Band Fund	10,313.20	0.00	0.00	0.00	0.00	10,313.20	0.00	10,313.20
300-9911	Jones Athletic Fund	25,825.66	6,434.91	29,697.74	2,640.19	17,815.05	37,708.35	18,512.48	19,195.87
300-9913	Jones Ski Club Fund	91,998.82	0.00	0.00	0.00	0.00	91,998.82	0.00	91,998.82
300-9916	Jones Media Center Fund	2,651.28	0.00	0.00	261.95	261.95	2,389.33	0.00	2,389.33
300-9918	Jones Orchestra	8,493.36	2,500.37	4,400.37	0.00	0.00	12,893.73	1,500.00	11,393.73
300-9921	JONES MENTOR PROGRAM FUND	527.00	1,000.00	2,375.00	0.00	1,800.00	1,102.00	0.00	1,102.00
300-9923	Jones - ROX	2,069.00	0.00	0.00	0.00	0.00	2,069.00	0.00	2,069.00
300-9926	Jones 6th Grade Camp	4,762.84	8,415.00	36,960.00	1,187.96	1,187.96	40,534.88	21,038.91	19,495.97
300-9927	Jones 7th Grade Camp Club	2,267.11	0.00	0.00	0.00	0.00	2,267.11	0.00	2,267.11
300-9928	Jones Track and Field Fund	7,552.69	0.00	0.00	0.00	0.00	7,552.69	0.00	7,552.69
		\$ 1,078,790.87	\$ 126,704.61	\$ 561,252.52	\$ 131,654.80	\$ 375,976.57	\$ 1,264,066.82	\$ 249,181.99	\$ 1,014,884.83
Fund:	401								
401-9024	AUXILIARY SERVICES - St Agatha	54,649.51	216.81	44,765.47	10,604.42	49,863.16	49,551.82	42,825.20	6,726.62
401-9124	AUXILIARY SERVICES - St Andrews	124,645.51	744.42	107,175.97	22,814.03	61,687.81	170,133.67	33,488.63	136,645.04
		\$ 179,295.02	\$ 961.23	\$ 151,941.44	\$ 33,418.45	\$ 111,550.97	\$ 219,685.49	\$ 76,313.83	\$ 143,371.66
Fund:	499								
499-9124	Career Tech Grant	0.00	0.00	234,402.00	0.00	234,402.00	0.00	0.00	0.00
499-9125	Career Tech Grant	0.00	0.00	0.00	5,690.67	5,690.67	(5,690.67)	389.32	(6,079.99)
		\$ 0.00	\$ 0.00	\$ 234,402.00	\$ 5,690.67	\$ 240,092.67	\$ (5,690.67)	\$ 389.32	\$ (6,079.99)
Fund:	507								
507-9224	ELEMENTARY AND SECONDARY SCHOOL EMERGENCY RELIEF FUND	0.00	0.00	9,656.25	0.00	9,656.25	0.00	0.00	0.00
507-9324	ARP ESSERS III - State	(90,956.87)	0.00	430,900.81	23,515.37	405,184.01	(65,240.07)	0.00	(65,240.07)
507-9524	APR ESSER III NON STATE	(17,431.51)	11,237.11	98,971.68	(6,194.44)	81,540.17	0.00	0.00	0.00
		\$ (108,388.38)	\$ 11,237.11	\$ 539,528.74	\$ 17,320.93	\$ 496,380.43	\$ (65,240.07)	\$ 0.00	\$ (65,240.07)
Fund:	516								
516-9024	IDEA PART B GRANTS	(70,393.11)	0.00	350,368.38	(70,392.38)	280,615.23	(639.96)	0.00	(639.96)
516-9025	IDEA PART B GRANTS	0.00	0.00	0.00	171,781.05	182,084.86	(182,084.86)	33,144.65	(215,229.51)
		\$ (70,393.11)	\$ 0.00	\$ 350,368.38	\$ 101,388.67	\$ 462,700.09	\$ (182,724.82)	\$ 33,144.65	\$ (215,869.47)
Fund:	551								
551-9024	LIMITED ENGLISH PROFICIENCY	0.00	0.00	29,482.67	0.00	0.00	29,482.67	0.00	29,482.67
551-9025	LIMITED ENGLISH PROFICIENCY	0.00	0.00	0.00	262.50	262.50	(262.50)	0.00	(262.50)
		\$ 0.00	\$ 0.00	\$ 29,482.67	\$ 262.50	\$ 262.50	\$ 29,220.17	\$ 0.00	\$ 29,220.17
Fund:	572								
572-9024	TITLE I DISADVANTAGED CHILDREN	(11,850.56)	0.00	0.00	(11,850.60)	17,632.11	(29,482.67)	0.00	(29,482.67)

Upper Arlington City Schools Cash Summary Report

Full Account Code	Description	Initial Cash	MTD Received	FYTD Received	MTD Expended	FYTD Expended	Fund Balance	Encumbrance	Unencumbered Balance
572-9025	TITLE I DISADVANTAGED CHILDREN	\$ 0.00	\$ 0.00	\$ 0.00	\$ 24,973.80	\$ 24,973.80	\$ (24,973.80)	\$ 0.00	\$ (24,973.80)
Fund: 584		\$ (11,850.56)	\$ 0.00	\$ 0.00	\$ 13,123.20	\$ 42,605.91	\$ (54,456.47)	\$ 0.00	\$ (54,456.47)
584-9024	TITLE IV, PART A, STUDENT SUPPORT AND ACADEMIC ENRICHMENT PROGRAMS	0.00	0.00	0.00	0.00	1,084.46	(1,084.46)	0.00	(1,084.46)
584-9025	TITLE IV, PART A, STUDENT SUPPORT AND ACADEMIC ENRICHMENT PROGRAMS	0.00	0.00	0.00	0.00	0.00	0.00	16,702.02	(16,702.02)
Fund: 590		\$ 0.00	\$ 0.00	\$ 0.00	\$ 0.00	\$ 1,084.46	\$ (1,084.46)	\$ 16,702.02	\$ (17,786.48)
590-9024	IMPROVING TEACHER QUALITY	(23,953.44)	0.00	25,408.44	0.00	1,455.00	0.00	0.00	0.00
590-9025	IMPROVING TEACHER QUALITY	0.00	0.00	0.00	990.00	2,540.00	(2,540.00)	1,500.00	(4,040.00)
Fund: 599		\$ (23,953.44)	\$ 0.00	\$ 25,408.44	\$ 990.00	\$ 3,995.00	\$ (2,540.00)	\$ 1,500.00	\$ (4,040.00)
599-9023	SAFETY GRANT FUND	11,307.13	0.00	0.00	4,000.00	4,000.00	7,307.13	0.00	7,307.13
Grand Total		\$ 11,307.13	\$ 0.00	\$ 0.00	\$ 4,000.00	\$ 4,000.00	\$ 7,307.13	\$ 0.00	\$ 7,307.13
		\$ \$ 8,680,528.42		\$ 75,111,717.00	\$ 13,728,240.07	\$ 43,187,356.90	\$ 137,896,708.31	\$ 14,320,663.32	\$ 123,576,044.99

**Upper Arlington City Schools
Concentration Bank Reconciliation
September 30, 2024**

Description	Beg. Bal.	Receipts	Disburse	End. Bal.
Accounts				
Huntington Bank - General	16,295,068.34	7,321,941.39	13,100,893.08	10,516,116.65
Huntington Bank - Workers' Comp Acct	9,969.69	2,294.33	2,264.02	10,000.00
Star Ohio	47,902,668.23	208,228.38		48,110,896.61
Legacy Campaign	936,147.15	520.40		936,667.55
Dragonfly Pay	28,091.52	15,000.00		43,091.52
Investments				
Huntington Investment Account - General	75,639,507.10	139,097.14		75,778,604.24
Huntington Investment Account - Building	3,694.34	17.02		3,711.36
Huntington Investment Account - CP Reserve	2,562,244.77	9,327.19		2,571,571.96
Columbus Foundation Legacy Fund	66,122.26			66,122.26
Outstanding Checks				
Less O/S checks prior month	(499,453.54)		(499,453.54)	-
Add: O/S checks current month			140,434.94	(140,434.94)
Less: Worker's Comp O/S prior Month				-
Add: Worker's Comp O/S current Month				-
Petty Cash Accounts:				
Early Childhood Program Petty Cash	50.00			50.00
Food Service (H.S.) Petty Cash	10.10			10.10
UAHS Book Store Change Funds	300.00			300.00
				-
September				-
HNB Error Ck 180475			(1.00)	1.00
				-
				-
				-
BANK TOTALS	142,944,419.96	7,696,425.85	12,744,137.50	137,896,708.31
BOOK TOTALS	142,944,419.96	8,680,528.42	13,728,240.07	137,896,708.31

-