



Cherry Hill

PUBLIC SCHOOLS

Recommendations to the Board of Education

December 7, 2021

Middle Level Redistricting Committee



Board of Education

- Laurie Neary - Board President
- Kimberly Friddell - Board Vice President
- Rosy Arroyo - Board Member
- Corrien Elmore-Stratton - Board Member
- Carol A. Matlack - Board Member
- Ben Ovadia - Board Member
- Ruth Schultz - Board Member
- Miriam Stern - Board Member
- Sally Tong – Board Member

District Goals

Student Wellness

Create frameworks of learning and support for all students to develop the skills needed for social and emotional wellness.

Purpose & Passion

Develop highly engaging learner-centered experiences within an environment that promotes voice, choice, and passion for learning.

Connecting Beyond Our Classrooms

Provide resources, opportunities, and experiences for our students to connect to the world beyond their classrooms and to become informed and empathetic agents of change in the world.

The Redistricting Committee was charged with:



Finding creative redistricting options.



Equitably redistricting middle schools for the start of the 2023-2024 academic year.



Reporting findings and recommendations to the Board by December 2021.

Middle Level Redistricting Committee

Don Bart

*Director of
Operations*

Janet Cohen

*Administrative
Assistant*

George Guy

*Principal
Rosa Middle School*

Violeta Katsikis

*District Supervisor of
Curriculum and
Instruction*

Linda King

*Transportation
Department
Supervisor*

Caitlin Mallory

*Director of Special
Education*

Farrah Mahan

*Assistant
Superintendent*

Bonnie Mingin

*Supervisor of Pupil
Services*

Kwame Morton

*Assistant
Superintendent*

Jared Peltzman

*Principal Johnson
Elementary School*

**Valerie Schmid-
Sadwin**

*Data Analysis/
Assessment*

Sean Sweeney

*Principal Barton
Elementary School*

Lynne Vosbikian

*Assistant Principal
Rosa Middle School*

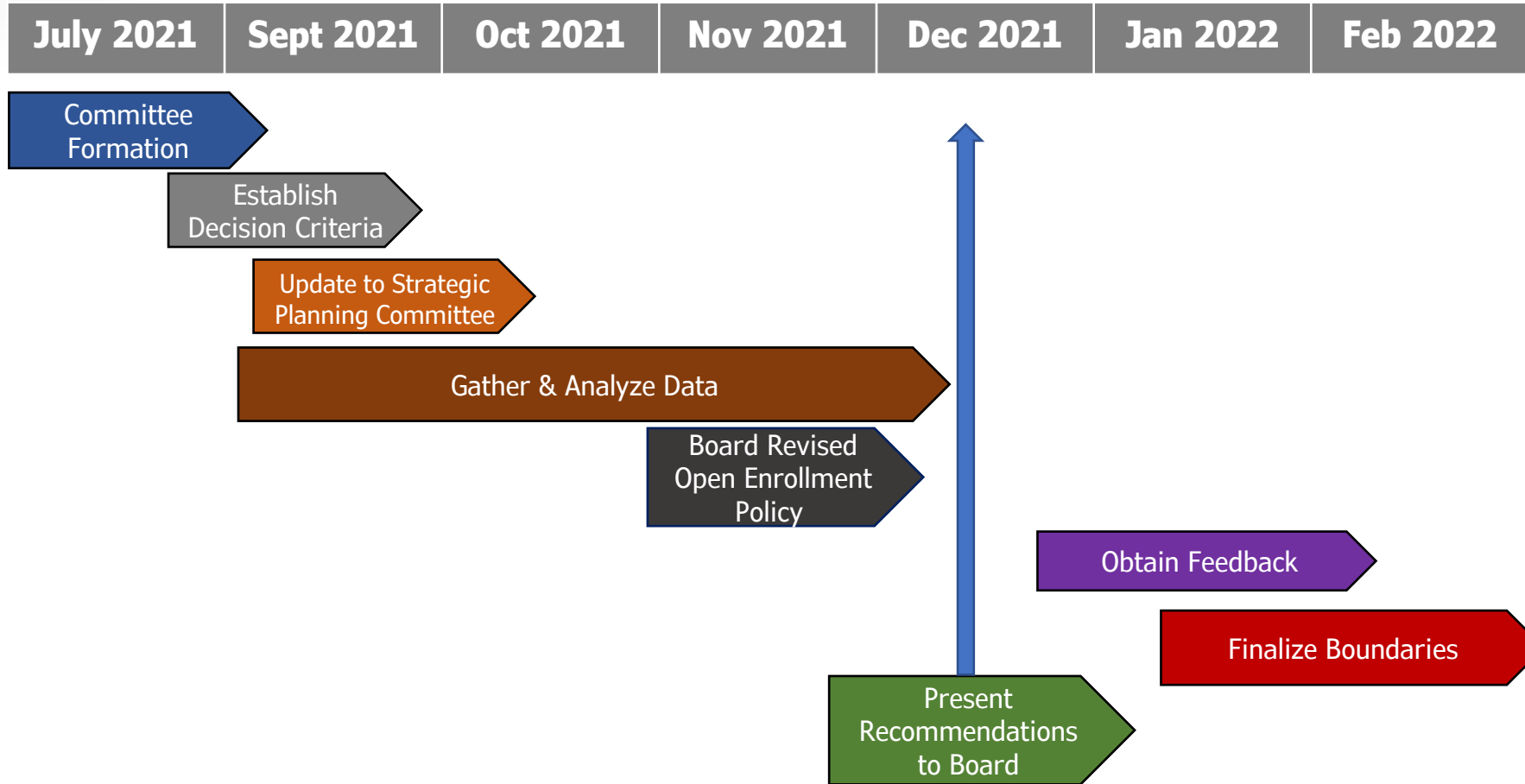
**LaCoyya
Weathington**

*Assistant
Superintendent*

Barbara Wilson

*Public Information
Officer*

Middle Level Redistricting Committee Timeline





Historical Context



Cherry Hill
PUBLIC SCHOOLS

Historical Context

1959 - Educational Program for Junior High School in Delaware Township & Other Facilities

- Report provided recommendations for all academic departments that included storage space, class/pupil size per space, plumbing, lighting, ventilation etc.

Historical Context

1992-1993 – Facility & Financial Planning

- In preparation for township student demographic and facility use study, this document summarized projects and redistricting efforts.
 - Movement of special education classes
 - Redistricting of students – several models
 - Cost analysis for modular construction
 - Long range facility planning information
 - Impact of moving kindergarten and/or grade 6 on future elementary school enrollments
 - Facility improvement status
 - Reorganizing the twelve elementary schools
 - The ideal school of the future

Historical Context

January 1998 – Recommendations for Grade Reconfiguration

- Restructuring large high schools to personalize learning for all students

January 1998 – Superintendent Sherman presents options to alleviate overcrowding

- Move 6th graders to MS (renamed from Junior High School) in two phases beginning with Barton, Kilmer, Paine, Stockton, and Woodcrest '98-'99
- Move remaining students in '99-'00
- Reopening Heritage as a Grade 6-8 MS effective 9/1/99 - International Baccalaureate curriculum
- Implement core curriculum at both HS leaving them 9-12 schools
- Implement open enrollment at HS
- Move Preschool program from Malberg to Barclay which had been leased to a Christian school

Historical Context

February 1998 – Superintendent Sherman makes additional recommendations to BOE

- Creates “bumping” of elementary students from their home school to a “nearby” school with transportation where space is limited based on new class size parameters
- Creation of committees:
 - Elementary Redistricting Committee
 - Transportation Committee
 - Middle School Transition Committee
 - Malberg Transition Committee
 - Middle School Magnet School Committee
- Agreed on three major foci – uniform boundaries, overcrowding, reducing class sizes

Historical Context

June 1998 - BOE Approves Administrative Recommendation for Grade Level Reconfiguration

- Maintains two HS 9-12, Changes Beck and Carusi to 6-8
- Moves Stockton and Woodcrest Gr 6 to Beck
- Moves Paine, Kilmer and Barton Gr 6 to Carusi
- Changes remaining ES to K-5 for 1999
- Move remaining Gr 6 students to three MS (inclusive of Rosa)
- Create magnet middle school with IB (International Baccalaureate) curriculum at Rosa for 1999
- Moves Coles program (Alt HS) from Malberg to Rosa for September 1998

Historical Context

June 1998 - BOE Approves Administrative Recommendation for Grade Level Reconfiguration

- Creates Malberg early childhood center for September 1999
- Moves three spec ed K classes to district elementary schools for September 1999
- Implementation of open enrollment at HS for September 1999
- Create IB program at West
- Significantly lowers class sizes in primary grades
- Change policies and procedures to enact above changes
- Approves creation of committees to research and implement above

Historical Context

1998 – Additional Updates

- Policy 5117.1: Open Enrollment Approved December 1998
 - To include HS open enrollment and
 - Rosa “lottery” process
- Surveys Administered to Middle School parents regarding open enrollment

Historical Context

December 1998 – December 1998 – Report of Elementary Redistricting Committee

Identified 8 goals -

- Uniform boundaries
- Efficient busing
- Overcrowding
- Balance academics
- Performance in schools
- Maintain/establish neighborhood schools
- Rooms for art, music and computers
- Balance social/economic/racial enrollments in schools
- Effective placement of special education classes

Agreed on three major foci – uniform boundaries, overcrowding, reducing class sizes

March 1999 – Bond Referendum passes

Historical Context

April 1999 - Annual Budget Fails (New Jersey communities voted on school budgets annually until 2012). Budget failures required review by Town Council to make recommendations for cuts.

December 2001 – Early Childhood Education Full Day Kindergarten Recommendation

- The committee reviewed research-based best practices in early childhood education and delivery models for programs.
- The committee proposed
 - Expanding the pre-k program at Barclay
 - Offering full-day kindergarten in all twelve elementary schools

November 2021 - Board of Education revised Open Enrollment policy



Criteria - Economically Disadvantaged

Economically Disadvantaged

- Students who are eligible for free or reduced lunch based on lunch applications submitted.

Free & Reduced Lunch Eligibility – as defined by the National School Lunch Program

- Children in households with incomes below 130 percent of the Federal poverty level or those receiving SNAP (Supplemental Nutrition Assistance Program) or TANF (Temporary Assistance for Needy Families) are eligible for free meals.
- Those with family incomes between 130 and 185 percent of the Federal poverty level are eligible for reduced-price meals.

Data Notes

Projected Middle School Enrollment - Source: Genesis enrollment data for 2016-17 to 2019-20.

Maximum Projected Middle School Enrollment – Calculated as an upper boundary for enrollment. It assumes that the maximum grade 5 enrollment during 2006-2021, for each elementary school, all happens at the same time and those students would subsequently enter middle school. Because of the way neighborhoods gradually turn over this doesn't generally happen all at once across the district. Therefore, it is considered unlikely that enrollment would reach the maximum projected.

Building Capacity

Building Capacity – **Source:** Demographic Study – Dr. Richard S. Grip

- Using the building capacities from the district's Long-Range Facilities Plan, the differences between capacity and current/ projected number of students were computed.
- Capacity values are not fixed and can change based on classroom usage. For instance, additional special education classes in a building would reduce the building capacity.

S.W.O.T. Analysis

For the purpose of this presentation, the S.W.O.T. analysis is a way of understanding the Strengths and Weaknesses of each option; the Opportunities that might be available when implementing an option; and the possible Threats to implementation.

Overview of the Options Considered

	<u>Option 1</u>	<u>Option 2</u>	<u>Option 3</u>	<u>Option 4</u>	<u>Option 5</u>
	Sends 4 elementary schools to each middle school based on proximity of the elementary school to the middle school.	Assigns middle school based on elementary school and middle school locations, with the exception of Knight students who are sent to Carusi.	Sends 5 elementary schools to Beck, 4 elementary schools to Carusi and 3 to Rosa. This model better redistributes economically disadvantaged students among the 3 middle schools.	Sends all grade 6 students to Rosa, and grade 7 and 8 students to Beck and Carusi based on the distance of the elementary school from the middle school according to Google maps.	This is a variation of Option 2 that splits the Barton sending district between Carusi and Rosa depending on whether the students live north or south of Rt 70.
Beck	Grades 6-8	Grades 6-8	Grades 6-8	Grades 7-8	Grades 6-8
Carusi	Grades 6-8	Grades 6-8	Grades 6-8	Grades 7-8	Grades 6-8
Rosa	Grades 6-8	Grades 6-8	Grades 6-8	Grade 6	Grades 6-8

Overview of Option 1

Option 1

Sends 4 elementary schools to each middle school based on proximity of the elementary school to the middle school.

Beck	Grades 6-8
Carusi	Grades 6-8
Rosa	Grades 6-8

OPTION 1

Middle School Enrollment Projections

School	Projected Enrollment	Max Projected	Building Capacity
Beck	738	1,035	991
Carusi	882	1,140	1,190
Rosa	813	993	806
Total	2,433	3,168	2,987

Sending Sections:

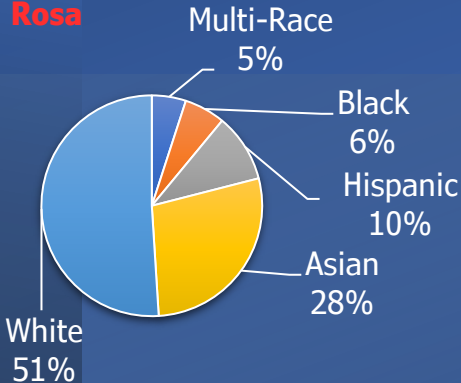
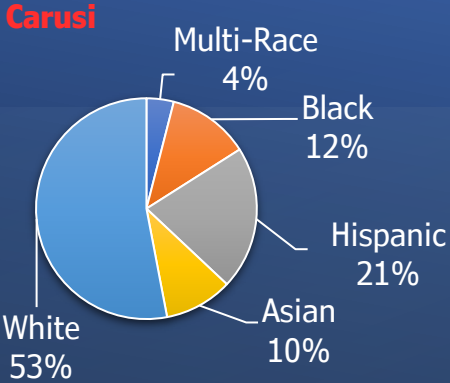
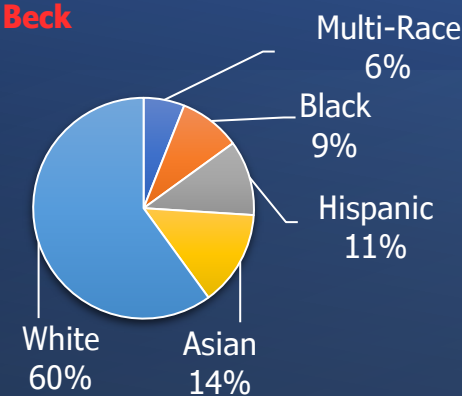
Beck: Cooper, Harte, Sharp, Stockton

Carusi: Barton, Kilmer, Kingston, Paine

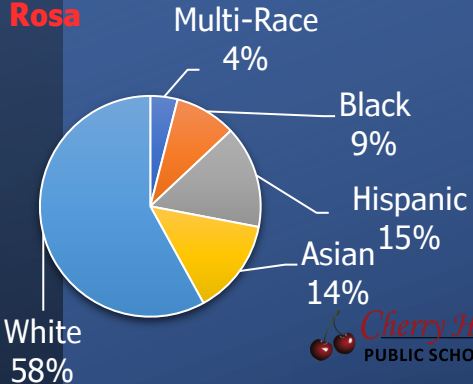
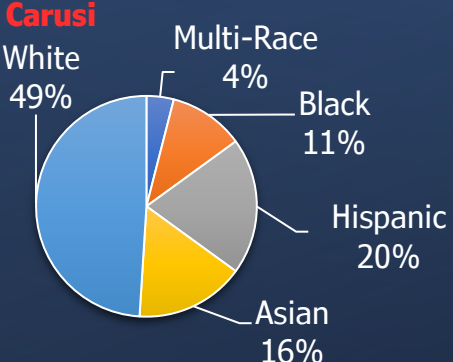
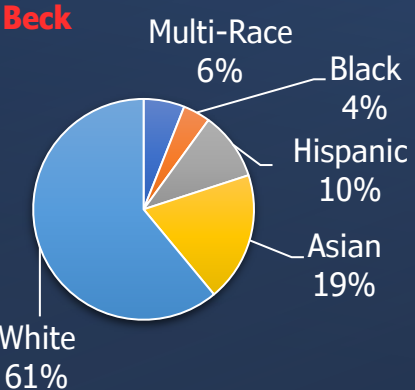
Rosa: Johnson, Knight, Mann, Woodcrest

Option 1

2020-2021 Enrollment by Race



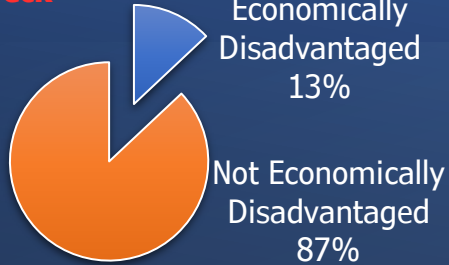
Projected Enrollment by Race



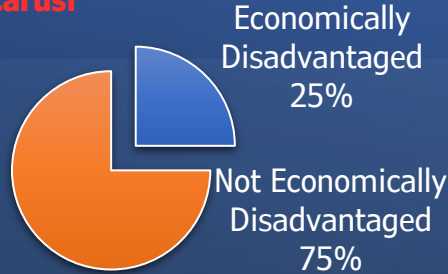
Option 1

2020-2021 Economically Disadvantaged

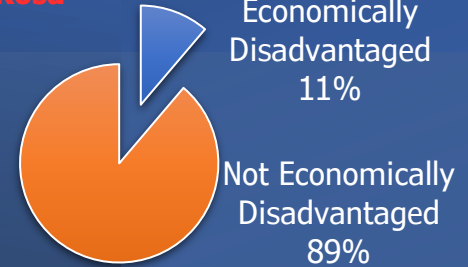
Beck



Carusi

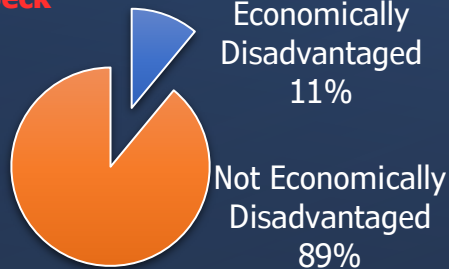


Rosa

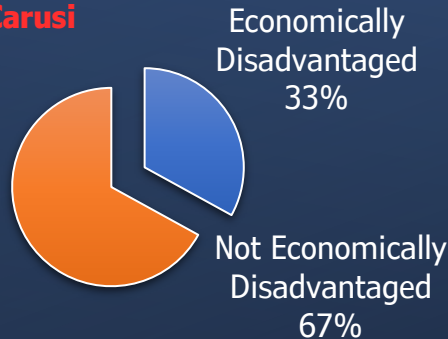


Projected Economically Disadvantaged

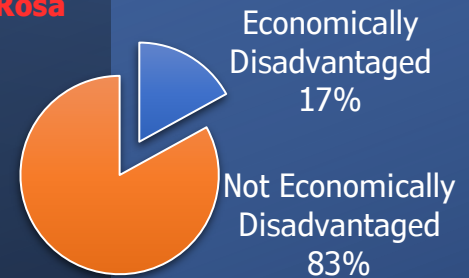
Beck



Carusi



Rosa



OPTION 1

Beck: Cooper, Harte, Sharp, Stockton

Carusi: Barton, Kilmer, Kingston, Paine

Rosa: Johnson, Knight, Mann, Woodcrest

S.W.O.T. Analysis

Strengths

Weaknesses

Opportunities

Threats

STRENGTHS

- Consolidated bus stop locations.
 - Shorter transit time for students and less time on the bus for some students.
 - Decreases carbon footprint.
- Comparable enrollment at three schools.
- Increase of ESL students in grades 7 and 8 creates ESL peer groups for ESL students.
- Most convenient for families when considering travel from home to school.

WEAKNESSES

- Physical plant at Rosa – above building capacity.
- Beck less representative of district demographic makeup.

OPTION 1

Beck: Cooper, Harte, Sharp, Stockton

Carusi: Barton, Kilmer, Kingston, Paine

Rosa: Johnson, Knight, Mann, Woodcrest

S.W.O.T. Analysis

Strengths

Weaknesses

Opportunities

Threats

OPPORTUNITIES

- Expansion of physical plant at Rosa to accommodate enrollment.
- May reduce traffic since students will be on shorter bus runs.

THREATS

- Enrollment projections are higher than Rosa's building capacity.
- Cost of expansion of physical plant at Rosa to accommodate enrollment.

Overview of Option 2

Option 2

Assigns middle school based on elementary school and middle school locations, with the exception of Knight students who are sent to Carusi.

Beck	Grades 6-8
Carusi	Grades 6-8
Rosa	Grades 6-8

OPTION 2

Middle School Enrollment Projections

School	Projected Enrollment	Max Projected	Building Capacity
Beck	738	1,035	991
Carusi	1,074	1,371	1,190
Rosa	621	762	806
Total	2,433	3,168	2,987

Sending Sections:

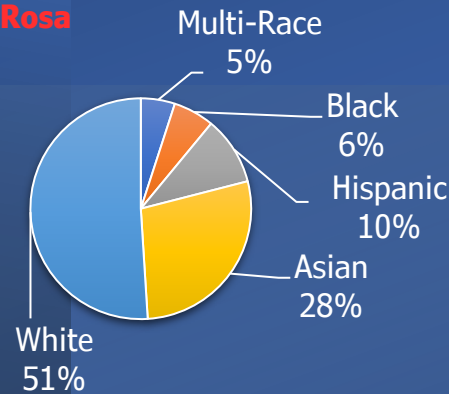
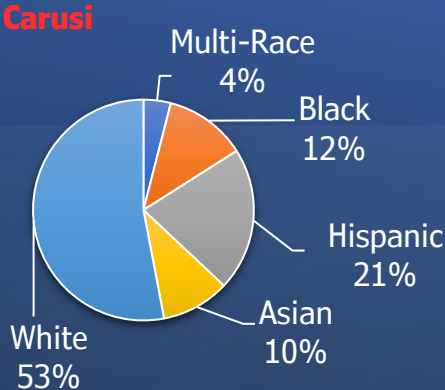
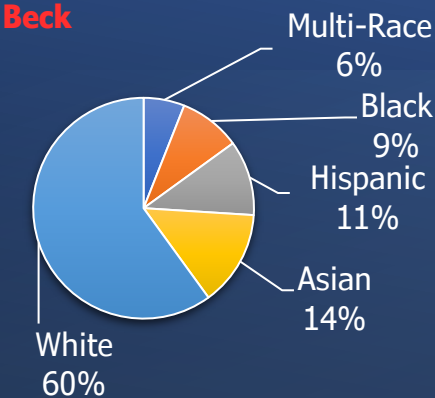
Beck: Cooper, Harte, Sharp, Stockton

Carusi: Barton, Kilmer, Kingston, Knight, Paine

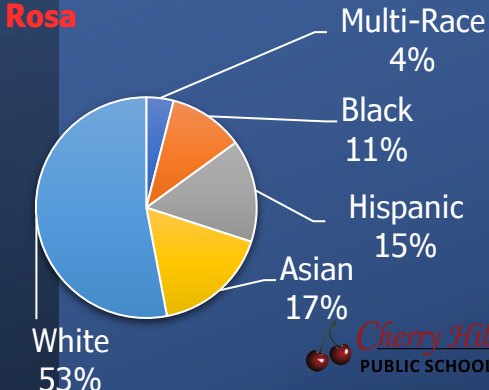
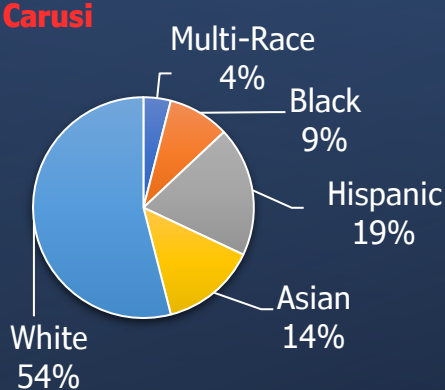
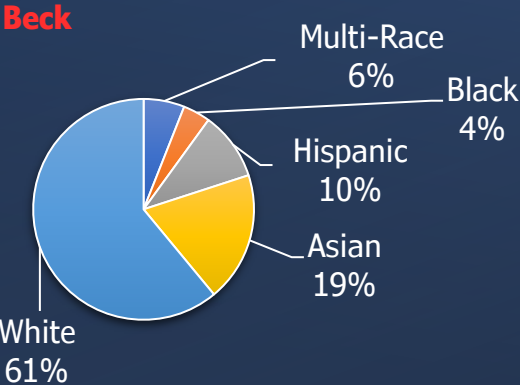
Rosa: Johnson, Mann, Woodcrest

Option 2

2020-2021 Enrollment by Race



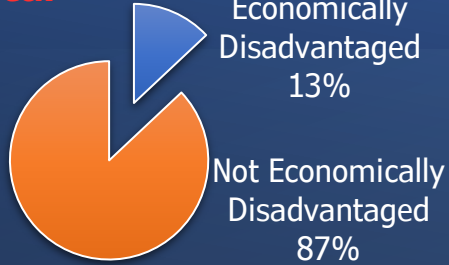
Projected Enrollment by Race



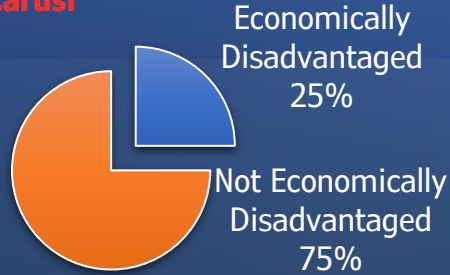
Option 2

2020-2021 Economically Disadvantaged

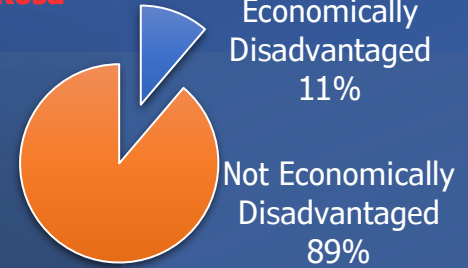
Beck



Carusi

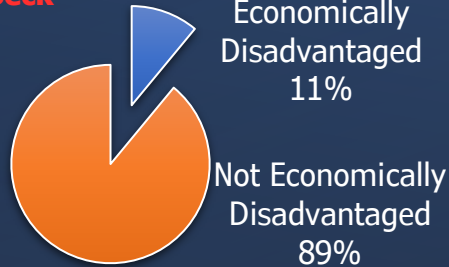


Rosa

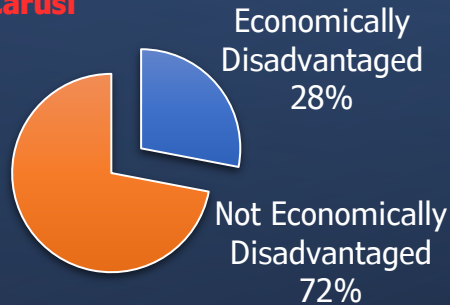


Projected Economically Disadvantaged

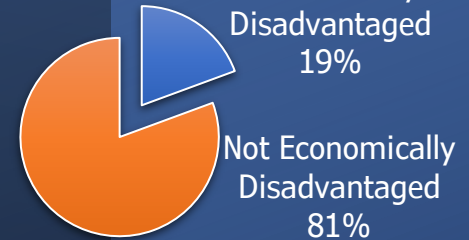
Beck



Carusi



Rosa



OPTION 2

Beck: Cooper, Harte, Sharp, Stockton

Carusi: Barton, Kilmer, Kingston, Knight, Paine

Rosa: Johnson, Mann, Woodcrest

S.W.O.T. Analysis

Strengths
Weaknesses
Opportunities
Threats

STRENGTHS

- Increase of ESL students in grades 7 and 8 creates ESL peer groups for ESL students.

WEAKNESSES

- Very low enrollment at Rosa is inequitable.

OPTION 2

Beck: Cooper, Harte, Sharp, Stockton

Carusi: Barton, Kilmer, Kingston, Knight, Paine

Rosa: Johnson, Mann, Woodcrest

S.W.O.T. Analysis

Strengths
Weaknesses
Opportunities
Threats

THREATS

- None

OPPORTUNITIES

- None

Overview of Option 3

Option 3

Sends 5 elementary schools to Beck, 4 elementary schools to Carusi and 3 to Rosa.

This model better redistributes economically disadvantaged students among the 3 middle schools.

Beck	Grades 6-8
Carusi	Grades 6-8
Rosa	Grades 6-8

OPTION 3

Sending Sections:

Beck: Cooper, Harte,
Kingston, Sharp,
Stockton

Carusi: Barton, Kilmer, Knight,
Paine

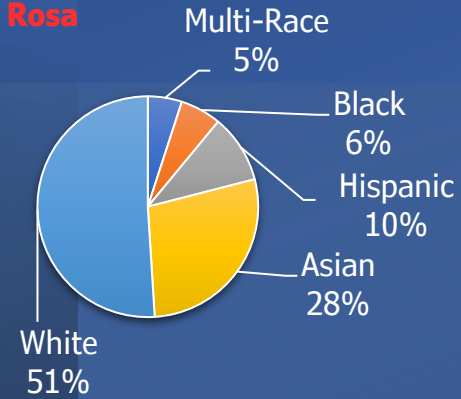
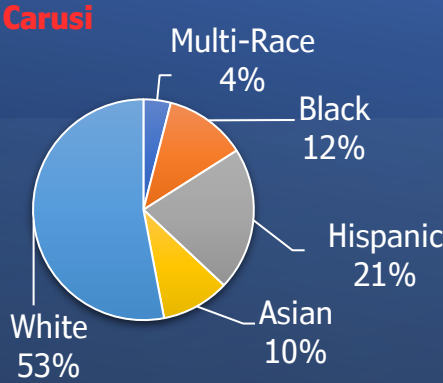
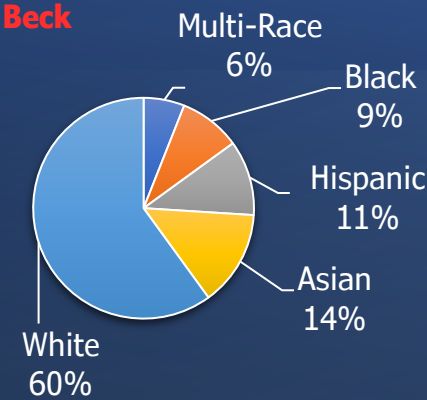
Rosa: Johnson, Mann,
Woodcrest

Middle School Enrollment Projections

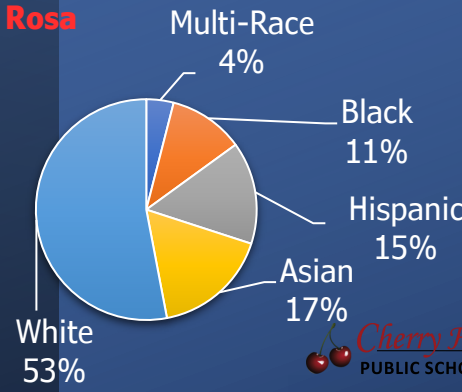
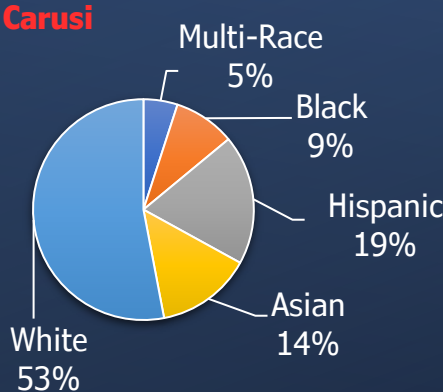
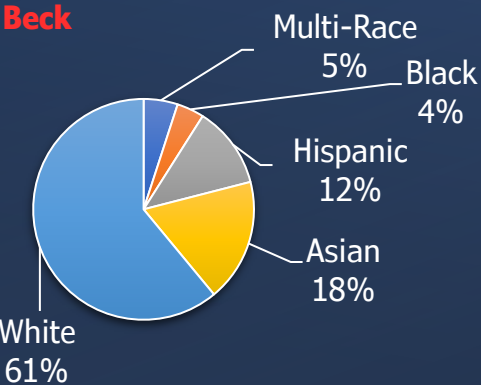
School	Projected Enrollment	Max Projected	Building Capacity
Beck	951	1,314	991
Carusi	861	1,092	1,190
Rosa	621	762	806
Total	2,433	3,168	2,987

Option 3

2020-2021 Enrollment by Race



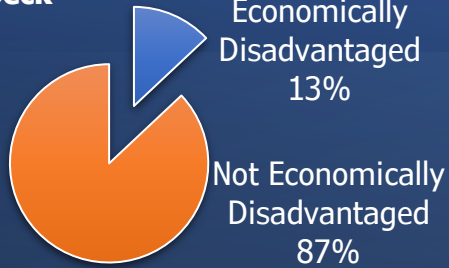
Projected Enrollment by Race



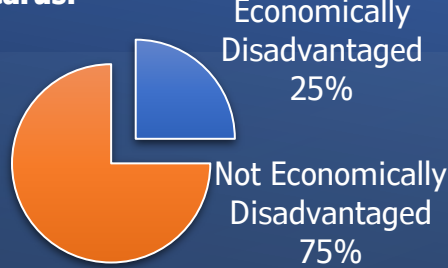
Option 3

2020-2021 Economically Disadvantaged

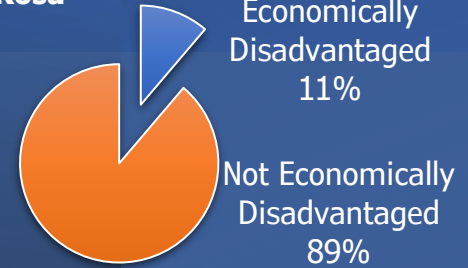
Beck



Carusi

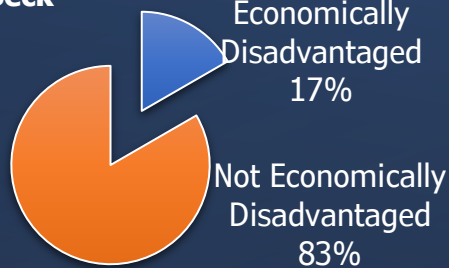


Rosa

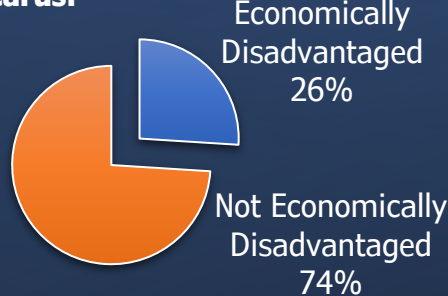


Projected Economically Disadvantaged

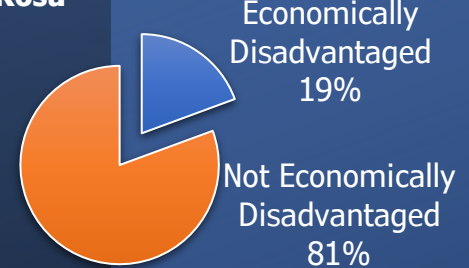
Beck



Carusi



Rosa



OPTION 3

Beck: Cooper, Harte, Kingston, Sharp, Stockton

Carusi: Barton, Kilmer, Knight, Paine

Rosa: Johnson, Mann, Woodcrest

S.W.O.T. Analysis

Strengths
Weaknesses
Opportunities
Threats

STRENGTHS

- Historically underrepresented students comparably assigned in all three middle schools.

WEAKNESSES

- Very low enrollment at Rosa is inequitable.
- May limit parental access to school for families that lack transportation.

OPTION 3

Beck: Cooper, Harte, Kingston, Sharp, Stockton

Carusi: Barton, Kilmer, Knight, Paine

Rosa: Johnson, Mann, Woodcrest

S.W.O.T. Analysis

Strengths
Weaknesses
Opportunities
Threats

THREATS

- Obtaining and sustaining Tiered Routing may be a challenge if a large population of students are transported from Kingston area to Beck.
- The time the students may have to spend on the school bus could be excessive.
- Barrier for parents/guardians who do not drive.
- Inequitable distribution of students could cause class size concerns.

OPPORTUNITIES

- None

Overview of Option 4

Option 4

Sends all grade 6 students to Rosa, and grade 7 and 8 students to Beck and Carusi based on the distance of the elementary school from the middle school according to Google maps.

Beck	Grades 7-8
Carusi	Grades 7-8
Rosa	Grade 6

OPTION 4

Middle School Enrollment Projections

School	Projected Enrollment	Max Projected	Building Capacity
Beck	906	1,198	991
Carusi	716	914	1,190
Rosa	811	1,056	806
Total	2,433	3,168	2,987

Sending Sections:

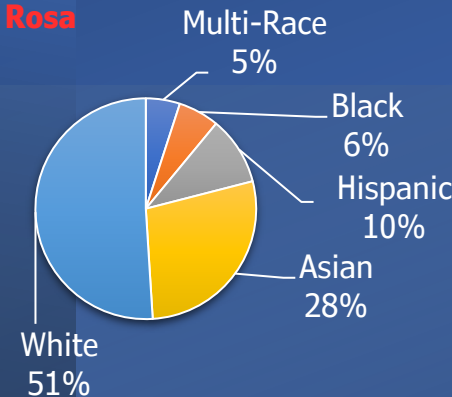
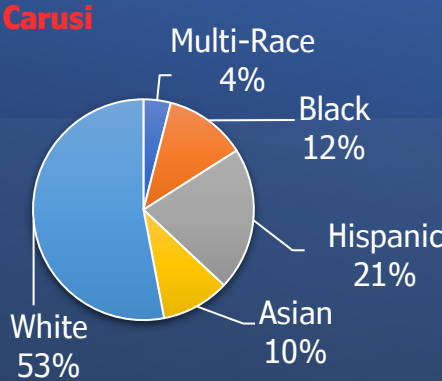
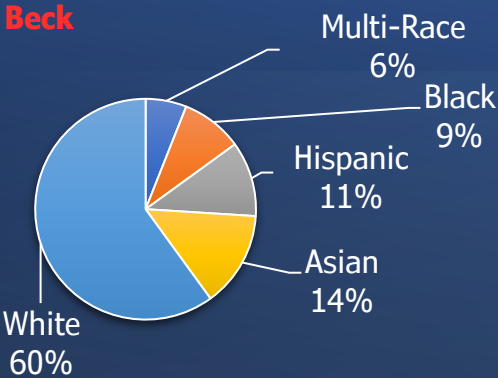
Beck: Grades 7 & 8 from Cooper, Harte, Johnson, Mann, Sharp, Stockton, Woodcrest

Carusi: Grades 7 & 8 from Barton, Kilmer, Kingston, Knight, Paine

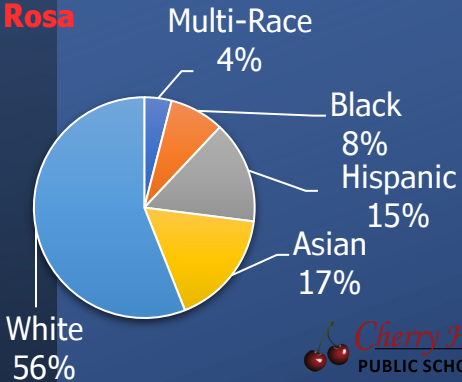
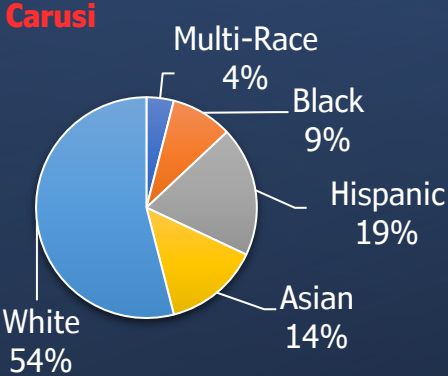
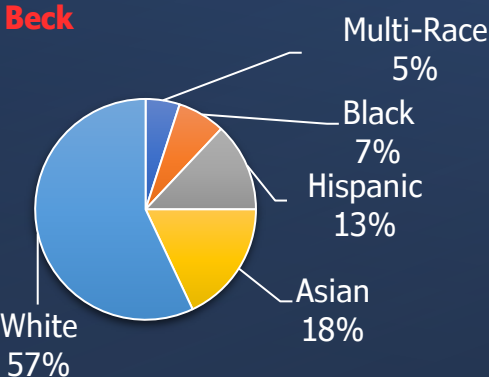
Rosa: All Grade 6

Option 4

2020-2021 Enrollment by Race



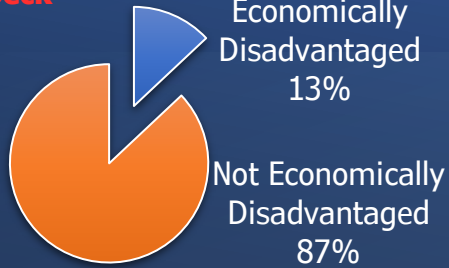
Projected Enrollment by Race



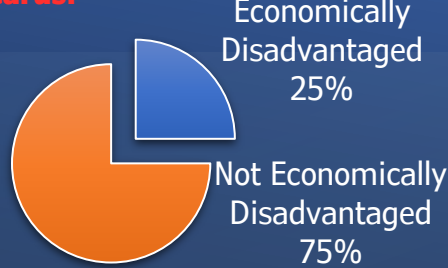
Option 4

2020-2021 Economically Disadvantaged

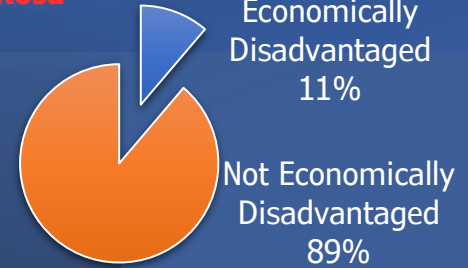
Beck



Carusi

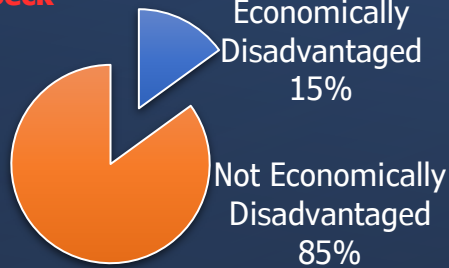


Rosa

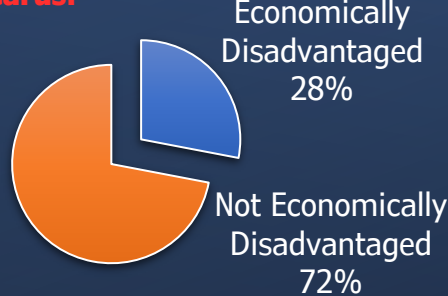


Projected Economically Disadvantaged

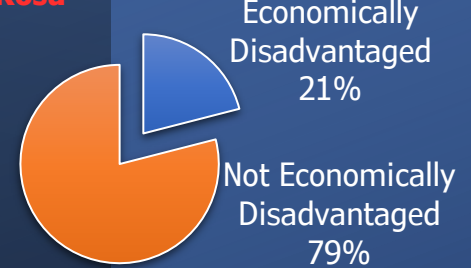
Beck



Carusi



Rosa



OPTION 4

Beck: Grades 7 & 8 from Cooper, Harte, Johnson, Mann, Sharp, Stockton, Woodcrest

Carusi: Grades 7 & 8 from Barton, Kilmer, Knight, Kingston, Paine

Rosa: All Grade 6

S.W.O.T. Analysis

Strengths
Weaknesses
Opportunities
Threats

STRENGTHS

- Minimal impact to the number of bus routes compared to the current middle school configuration.
- Some students in Grades 7 & 8 may spend less time on the bus.
- Historically underrepresented students are comparably assigned to each school.
- Would offer all special class programs in each school.

WEAKNESSES

- Physical plant at Rosa – above building capacity.
- Longer bus rides for some 6th graders.
- Increase in carbon footprint.

OPTION 4

Beck: Grades 7 & 8 from Cooper, Harte, Johnson, Mann, Sharp, Stockton, Woodcrest

Carusi: Grades 7 & 8 from Barton, Kilmer, Knight, Kingston, Paine

Rosa: All Grade 6

OPPORTUNITIES

- 6th grade can reskill and upskill in preparation for upper middle school.
- Expansion of physical plant at Rosa to accommodate enrollment.
- All 6th grade students in the same building as opposed to the current selection process.
- 6th grade sports – intramural only.

S.W.O.T. Analysis

Strengths
Weaknesses
Opportunities
Threats

THREATS

- Increased transitions may be difficult for some students and families.
- Enrollment projections are higher than Rosa's building capacity.
- Lack of space & enrollment for special class programs at Rosa.
- May impact ESL staffing and services.

Overview of Option 5

Option 5

This is a variation of Option 2 that splits the Barton sending district between Carusi and Rosa depending on whether the students live north or south of Rt 70.

Beck	Grades 6-8
Carusi	Grades 6-8
Rosa	Grades 6-8

OPTION 5

Sending Sections:

Beck: Cooper, Harte, Sharp, Stockton

Carusi: Barton – North of Rt 70, Kilmer, Kingston, Knight, Paine

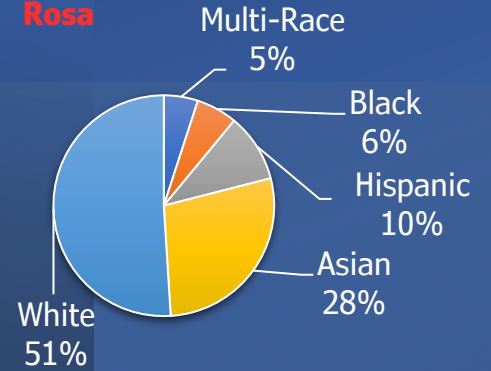
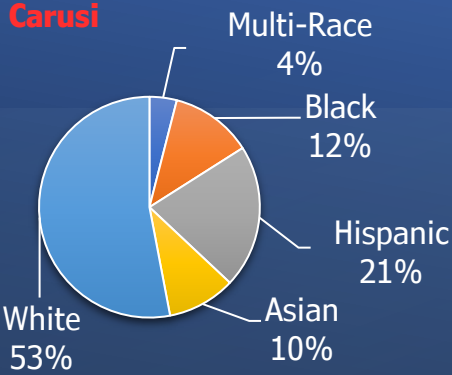
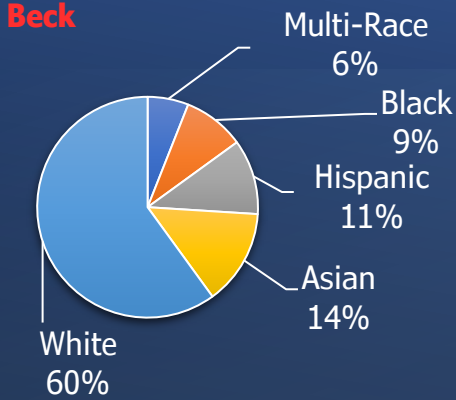
Rosa: Barton – South of Rt 70, Johnson, Mann, Woodcrest

Middle School Enrollment Projections

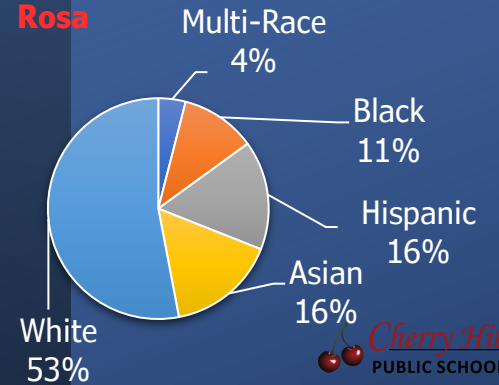
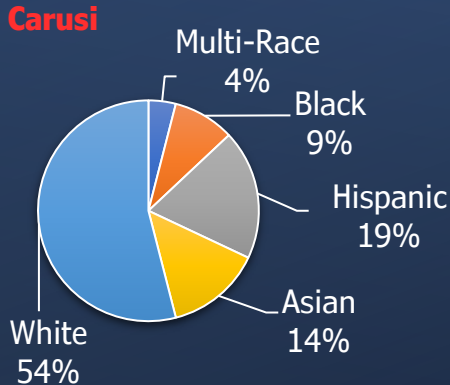
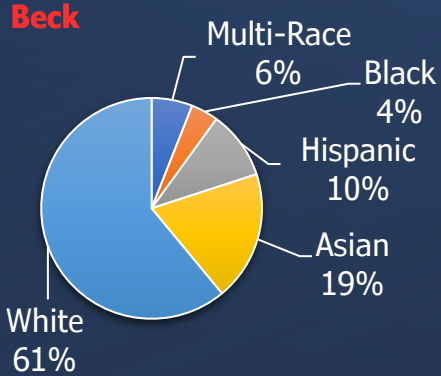
School	Projected Enrollment	Max Projected	Building Capacity
Beck	738	1,035	991
Carusi	1,008	1,294	1,190
Rosa	687	839	806
Total	2,433	3,168	2,987

Option 5

2020-2021 Enrollment by Race



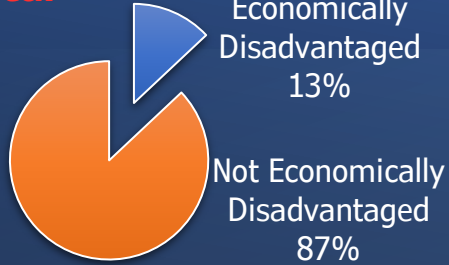
Projected Enrollment by Race



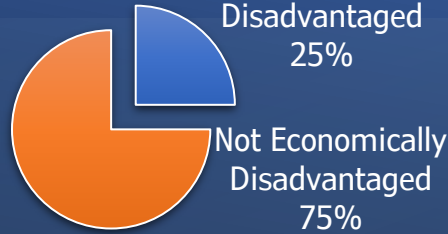
Option 5

2020-2021 Economically Disadvantaged

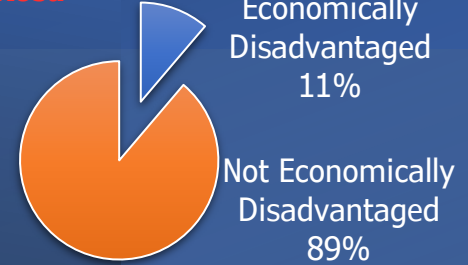
Beck



Carusi

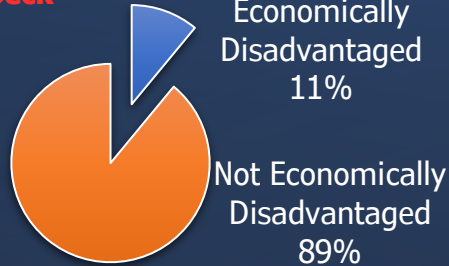


Rosa

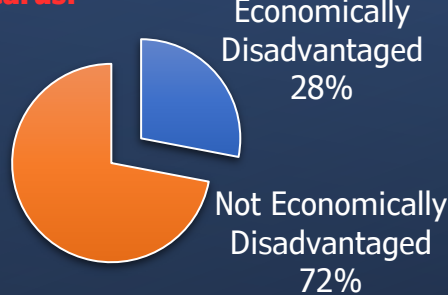


Projected Economically Disadvantaged

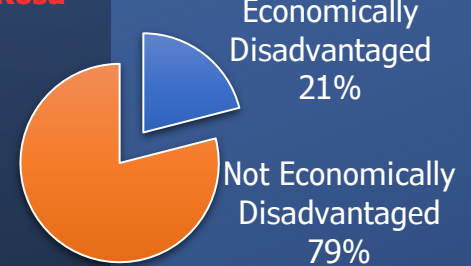
Beck



Carusi



Rosa



OPTION 5

Carusi: Barton North of Rt 70,
Kilmer, Kingston, Knight, Paine

Rosa: Barton South of Rt 70, Johnson,
Mann, Woodcrest

Beck: Cooper, Harte, Sharp, Stockton

S.W.O.T. Analysis

Strengths

Weaknesses

Opportunities

Threats

STRENGTHS

- Historically underrepresented students comparably assigned in all three middle schools.

WEAKNESSES

- Splits Barton between two middle schools.
- Enrollment at Carusi is significantly higher than enrollment at Beck and Rosa.

OPTION 5

Carusi: Barton North of Rt 70,
Kilmer, Kingston, Knight, Paine

Rosa: Barton South of Rt 70, Johnson,
Mann, Woodcrest

Beck: Cooper, Harte, Sharp, Stockton

S.W.O.T. Analysis
Strengths
Weaknesses
Opportunities
Threats

THREATS

- Inequitable distribution of students could cause class size concerns.

OPPORTUNITIES

- None

Overview of the Options Considered

	<u>Option 1</u>	<u>Option 2</u>	<u>Option 3</u>	<u>Option 4</u>	<u>Option 5</u>
	Sends 4 elementary schools to each middle school based on proximity of the elementary school to the middle school.	Assigns middle school based on elementary school and middle school locations, with the exception of Knight students who are sent to Carusi.	Sends 5 elementary schools to Beck, 4 elementary schools to Carusi and 3 to Rosa. This model better redistributes economically disadvantaged students among the 3 middle schools.	Sends all grade 6 students to Rosa, and grade 7 and 8 students to Beck and Carusi based on the distance of the elementary school from the middle school according to Google maps.	This is a variation of Option 2 that splits the Barton sending district between Carusi and Rosa depending on whether the students live north or south of Rt 70.
Beck	Grades 6-8	Grades 6-8	Grades 6-8	Grades 7-8	Grades 6-8
Carusi	Grades 6-8	Grades 6-8	Grades 6-8	Grades 7-8	Grades 6-8
Rosa	Grades 6-8	Grades 6-8	Grades 6-8	Grade 6	Grades 6-8

Committee's Recommendations

	<u>Option 1</u>	<u>Option 2</u>	<u>Option 3</u>	<u>Option 4</u>	<u>Option 5</u>
	Sends 5 elementary schools to each middle school based on proximity of the elementary school to the middle school.	Assigns middle school based on elementary school and middle school locations, with the exception of Knight students who are sent to Carusi.	Sends 5 elementary schools to Beck, 4 elementary schools to Carusi and 3 to Rosa. This model better redistributes economically disadvantaged students among the 3 middle schools.	Sends all grade 6 students to Rosa, and grade 7 and 8 students to Beck and Carusi based on the distance of the elementary school from the middle school according to Google maps.	This is a variation of Option 2 that splits the Barton sending district between Carusi and Rosa depending on whether the students live north or south of Rt 70.
Beck	Grades 6-8	Grades 6-8	Grades 6-8	Grades 7-8	Grades 6-8
Carusi	Grades 6-8	Grades 6-8	Grades 6-8	Grades 7-8	Grades 6-8
Rosa	Grades 6-8	Grades 6-8	Grades 6-8	Grade 6	Grades 6-8

Next Steps

December 2021

- Community Feedback - Thought Exchange

January 2022

- Community Feedback - Town Hall on January 26, 2022

February 2022

- Board selects boundary option for implementation in the 2023-24 academic year



Cherry Hill
PUBLIC SCHOOLS

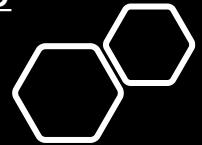


Join the
Conversation



Thought Exchange

- <https://tejoin.com/scroll/139139040>





Questions