

School Safety Update



Dennis Thomas, School Safety Liaison

IN AN EMERGENCY TAKE ACTION



HOLD! In your room or area. Clear the halls.

STUDENTS

Clear the hallways and remain in your area or room until the "All Clear" is announced
Do business as usual

INSTRUCTORS AND STAFF

Close and lock the door
Account for students, visitors and others
Do business as usual



SECURE! Get inside. Lock outside doors.

STUDENTS

Return to inside of building
Do business as usual

INSTRUCTORS AND STAFF

Bring everyone indoors
Lock outside doors
Increase situational awareness
Account for students, visitors and others
Do business as usual



LOCKDOWN! Locks, lights, out of sight.

STUDENTS

Move away from sight
Maintain silence
Do not open the door
Prepare to evade or defend

INSTRUCTORS AND STAFF

Recover people from hallway if possible
Close and lock the door
Turn out the lights
Move away from sight
Maintain silence
Do not open the door
Prepare to evade or defend



EVACUATE! (A location may be specified)

STUDENTS

Leave stuff behind if required to
If possible, bring your phone
Follow instructions

INSTRUCTORS AND STAFF

Lead evacuation to specified location
Account for students, visitors and others
Notify if missing, extra or injured people



SHELTER! Hazard and safety strategy.

STUDENTS

Use appropriate safety strategy for the hazard

Hazard

Tornado
Hazmat
Earthquake
Tsunami

Safety Strategy


Evacuate to shelter area
Seal the room
Drop, cover and hold
Get to high ground

INSTRUCTORS AND STAFF

Lead safety strategy
Account for students, visitors and others
Notify if missing, extra or injured people

© Copyright 2009-2020, All Rights Reserved. The "I Love U Guys" Foundation, Conifer, CO. The Standard Response Protocol and Logo are Trademarks of The "I Love U Guys" Foundation and may be registered in certain jurisdictions. This material may be duplicated for distribution per "SRP Terms of Use". SRP HED 2021 Poster_EN | V 4.0 | Revised: 07/19/2020 | <http://iloveuguyz.org>





Communications



Build Trust

Foster positive relationships between SBCEO, schools, and law enforcement.




Improve Communication


Enhance information exchange between schools and law enforcement.



Establish Protocols

Create emergency response procedures for schools and tools and resources to assist law enforcement when responding to schools.





Disaster Preparedness

SBCEO Emergency Operations Plan

1

Revise Plan

Update SBCEO Emergency Operations Plan

2

Restock Supplies

Update emergency supplies at all SBCEO locations

3

SBCEO Staff ID Badges

Roll out of SBCEO Staff ID Badges with Communications

4

Train Staff

Provide training on revised EOP to SBCEO staff


5

Implement

Roll out of the completed plan beginning January 2025



FitzGerald Safety Protocols



FitzGerald Community School

1 Observation

Observed student arrival process at FitzGerald Community School.


2 Guide Creation

Developed guide for student arrival process implementation.

3 Safety Enhancement

Established procedures to reduce law enforcement calls and increase safety.





Upcoming SBCEO Hosted Events



Santa Barbara County Safety Symposium: Release and Reunification

Join us for a one-day, in-person **Release and Reunification** training led by nationally recognized school safety expert, Jeffrey Solomon, of Consortium Training & Consulting

Thursday, October 24, 2024
8:15 am - 4:30 pm
SBCEO Auditorium
 4400 Cathedral Oaks Road
 Santa Barbara, CA 93160
\$130/person

RSVP HERE

Learn how to:

- Enhance collaboration among district and school safety teams, early educators, first responders, and school resource officers
- Improve the reunification process through instructional information and a hands-on reunification exercise
- Provide robust support mechanisms following a disaster or critical incident

Audience: District and School Leaders, Charter and Private School Leaders, Early Care and Education Partners, Institutes of Higher Education Safety Leads, and First Responders

More information: Dennis Thomas, School Safety Liaison, Student & Community Services, dthomas@sbceo.org

RSVP by Friday, October 4th
 Limited to 100 participants
 Breakfast and lunch provided

2024 School Safety Symposium

- **Date:** October 24, 2024
- **Location:** SBCEO Auditorium
- **Audience:** District and School Leaders, Early Care and Education Partners, First Responders
- **Topic:** Student release and reunification



Safety Trainings

Presented by:
Jeffrey Solomon
Consortium Training and Consulting



TREAT ASSESSMENT TRAINING

Presented by
JEFFREY SOLOMON
Consortium Training & Consulting

- Addressing Disruptive and Dangerous Behavior
- Warning Signs for Mass Shootings
- Building Resiliency
- Situational Awareness
- Suicide Prevention and Awareness
- Managing Mental Illness

Audience: District and School Leaders, and Early Care and Education Partners


Dates: February 25, 2025
 February 26, 2025

Locations: Orcutt Unified School District
 SBCEO Auditorium

Cost: TBD
SPACE IS LIMITED

Threat Assessment Training

- **Dates:** February 25, 2025 North County
 February 26, 2025 South County
- **Locations:** Orcutt Union School District
 SBCEO Auditorium
- **Audience:** District and School Leaders, and Early Care and Education Partners
- **Topic:** Addressing disruptive and dangerous behaviors through threat assessment



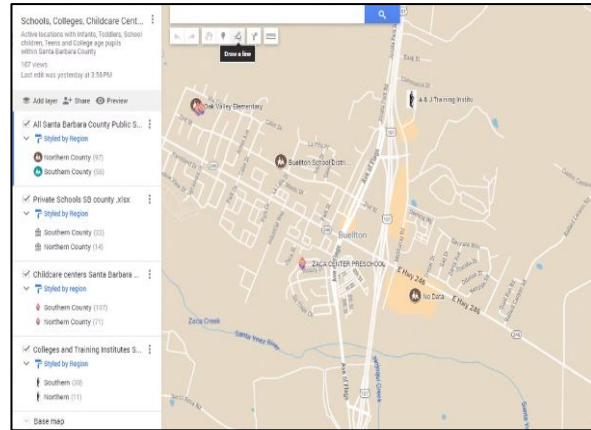
SCHOOL SAFETY LIAISON

DENNIS THOMAS






dthomas@sbceo.org

805-964-4711 ext. 5302

805-896-6462 cell



IN AN EMERGENCY TAKE ACTION

 <p>HOLD! In your room or area. Clear the halls. STUDENTS Clear the hallways and remain in your area or room until the "All Clear" is announced. Do business as usual.</p>	 <p>SECURE! Get inside. Lock outside doors. STUDENTS Return to inside of building. Do business as usual.</p>	 <p>LOCKDOWN! Locks, lights, out of sight. STUDENTS Move away from sight. Maintain silence. Do not open the door. Prepare to evade or defend.</p>	 <p>EVACUATE! (A location may be specified) STUDENTS Leave stuff behind if required to. If possible, bring your phone. Follow instructions.</p>	 <p>SHELTER! Hazard and safety strategy. STUDENTS Use appropriate safety strategy for the hazard. Hazard Tornado: Evacuate to shelter area. Hazmat: Seal the room. Earthquake: Drop, cover and hold. Tsunami: Get to high ground.</p>	<p>INSTRUCTORS AND STAFF Close and lock the door. Account for students, visitors and others. Do business as usual.</p> <p>INSTRUCTORS AND STAFF Bring everyone indoors. Lock outside doors. Increase situational awareness. Account for students, visitors and others. Do business as usual.</p> <p>INSTRUCTORS AND STAFF Recover people from hallway if possible. Close and lock the door. Turn out the lights. Move away from sight. Maintain silence. Do not open the door. Prepare to evade or defend.</p> <p>INSTRUCTORS AND STAFF Lead evacuation to specified location. Account for students, visitors and others. Notify if missing, extra or injured people.</p> <p>INSTRUCTORS AND STAFF Lead safety strategy. Account for students, visitors and others. Notify if missing, extra or injured people.</p>
---	---	--	--	---	--


© Copyright 2005-2008. All Rights Reserved. The "Standard Response Protocol" is a trademark of the "Standard Response Protocol" and may be reproduced in whole or in part for educational purposes. The material may be reproduced for educational use only. For more information, visit www.sbsd.org.
HED 2021
STANDARD RESPONSE PROTOCOL



Keeping Santa Barbara County schools safe

Here at the Santa Barbara County Education Office and across our county, student safety is a top priority. SBCEO supports county districts and schools in developing and supporting Comprehensive School Safety Plans and acts as an important connection between education and emergency personnel. The following resources have been compiled for schools, law enforcement, families, and the community to support the safety of all students in our county.

Standard Response Protocols



Countdown: all school districts and law enforcement agencies have adopted a common emergency response language known as the Standard Response Protocol (SRP), which refers

Contacts

Bridget Baublis
Associate Superintendent, Student and Community Services
baublis@sbceos.org
(805) 964-4792 ext. 5265

Dennis Thomas
School Safety Liaison
dthomas@sbceos.org
(805) 964-4792 ext. 5302
cell: 805-696-6462

Camie Barnwell
Director, Communications
Public Information Officer
cbarnwell@sbceos.org
(805) 964-4792 ext. 5262
cell: 805-696-0264

Santa Barbara County School Safety Symposium



Informational Slides

- Completed Projects
- Ongoing Projects
- Data
- Future Endeavors

School Site Guide for a Law Enforcement Investigation on a School Campus



1

Identify Need

Address school requests for support on when to contact law enforcement.

2

Develop Guide

Create reference for procedures during on-campus investigations.

3

Release Guide

Provide comprehensive resource to districts and schools.

Communications and Trainings

1

Swatting Hoax Training - January 2024

Hosted a training and created a guide for schools on responding to bomb threats and swatting calls.

2

Emergency Operations Center - Ongoing

Activated Emergency Operations Center due to weather events and coordinated school closures.

3

Crisis Communications Workshop - March 2024

Hosted a workshop for district and school leaders on managing sensitive situations.



Comprehensive School Safety Plans



Plan Updates

Reviewed and updated FitzGerald's Comprehensive School Safety Plan .

Template Creation

Developed guideline for districts to build their own comprehensive school safety plans.

Emergency Procedures

Included tactical response and opioid overdose procedures.

Standard Response Protocols Video

[School Safety Resources - Santa Barbara County Education Office](#)



Standardized Communication

1 Standard Response Protocols

Provide important guidance for schools, childcare, higher education, and first responders

2 Coordinated Response

Use standardized language to ensure coordinated and effective response during emergencies.

3 Comprehensive Safety

Crucial component of school safety plans, organization safety plans, and community preparedness.

IN AN EMERGENCY TAKE ACTION



HOLD! In your room or area. Clear the halls.

STUDENTS

Clear the hallways and remain in your area or room until the "All Clear" is announced
Do business as usual

INSTRUCTORS AND STAFF

Close and lock the door
Account for students, visitors and others
Do business as usual



SECURE! Get inside. Lock outside doors.

STUDENTS

Return to inside of building
Do business as usual

INSTRUCTORS AND STAFF

Bring everyone indoors
Lock outside doors
Increase situational awareness
Account for students, visitors and others
Do business as usual



LOCKDOWN! Locks, lights, out of sight.

STUDENTS

Move away from sight
Maintain silence
Do not open the door
Prepare to evade or defend

INSTRUCTORS AND STAFF

Recover people from hallway if possible
Close and lock the door
Turn out the lights
Move away from sight
Maintain silence
Do not open the door
Prepare to evade or defend



EVACUATE! (A location may be specified)

STUDENTS

Leave stuff behind if required to
If possible, bring your phone
Follow instructions

INSTRUCTORS AND STAFF

Lead evacuation to specified location
Account for students, visitors and others
Notify if missing, extra or injured people



SHELTER! Hazard and safety strategy.

STUDENTS

Use appropriate safety strategy for the hazard

Hazard

Tornado
Hazmat
Earthquake
Tsunami

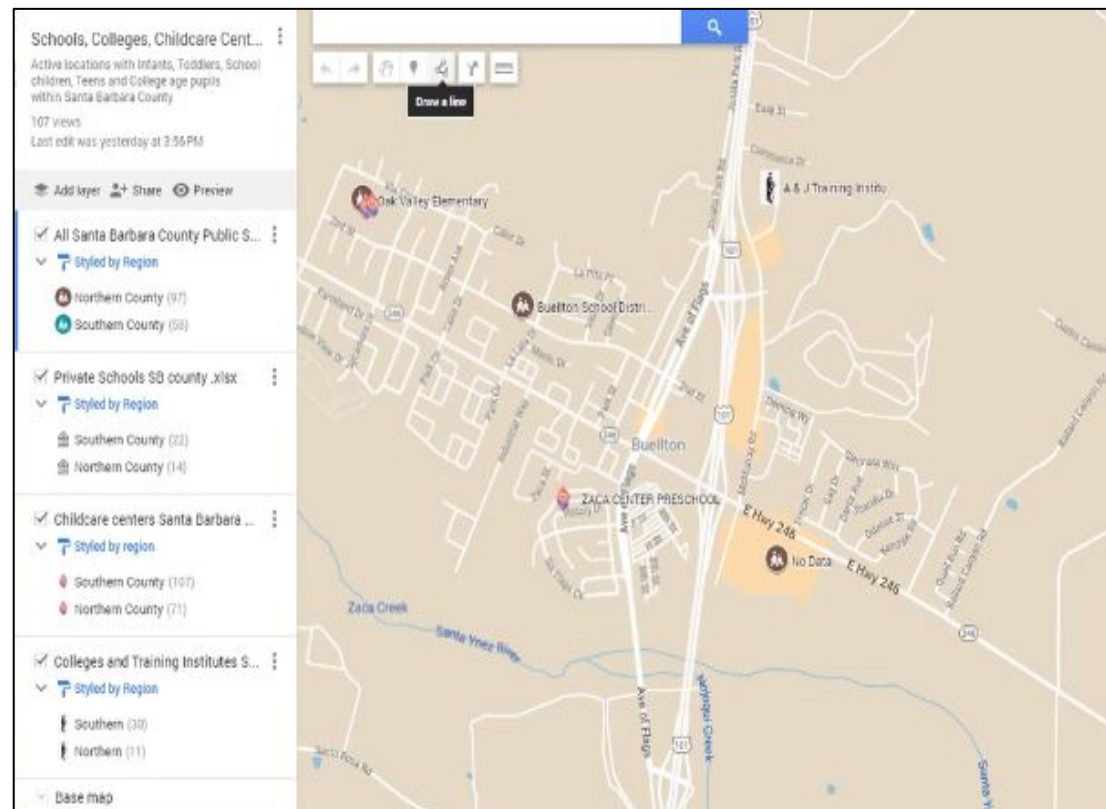
Safety Strategy

Evacuate to shelter area
Seal the room
Drop, cover and hold
Get to high ground

INSTRUCTORS AND STAFF

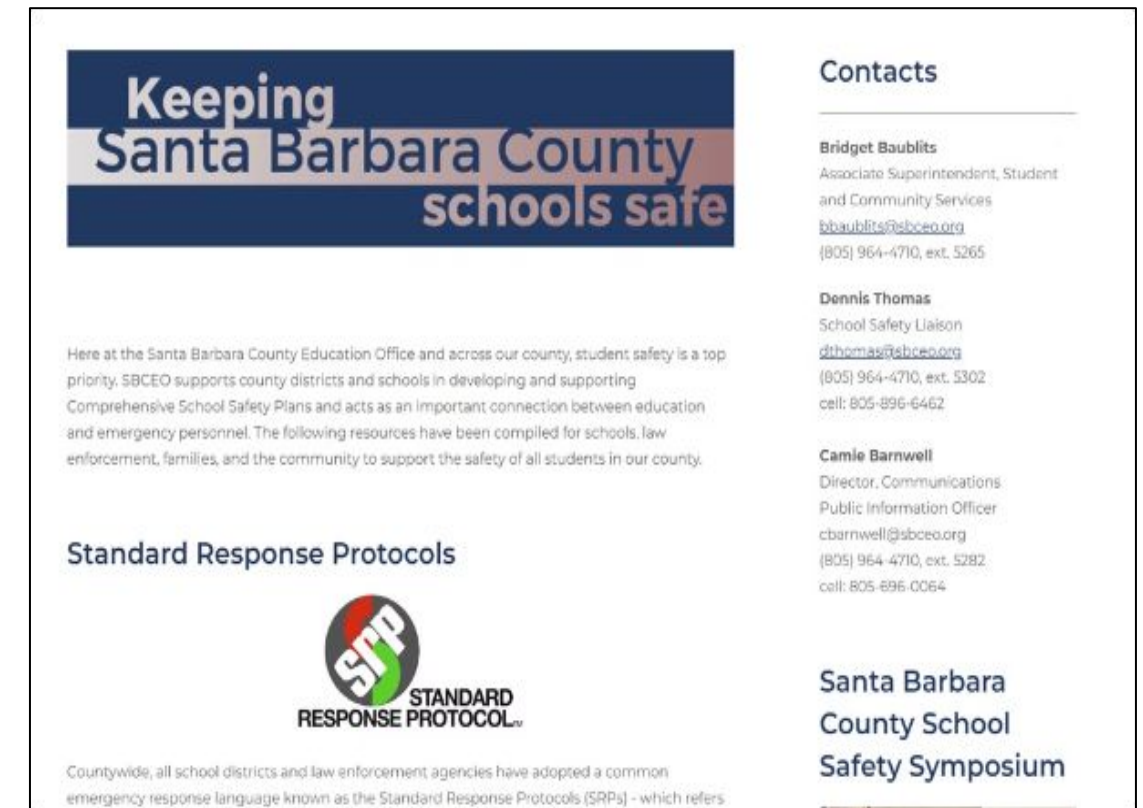
Lead safety strategy
Account for students, visitors and others
Notify if missing, extra or injured people

Improving Ways To Communicate



Google Mapping Project

Building interactive map of educational facilities for emergency response.



School Safety Resource Page

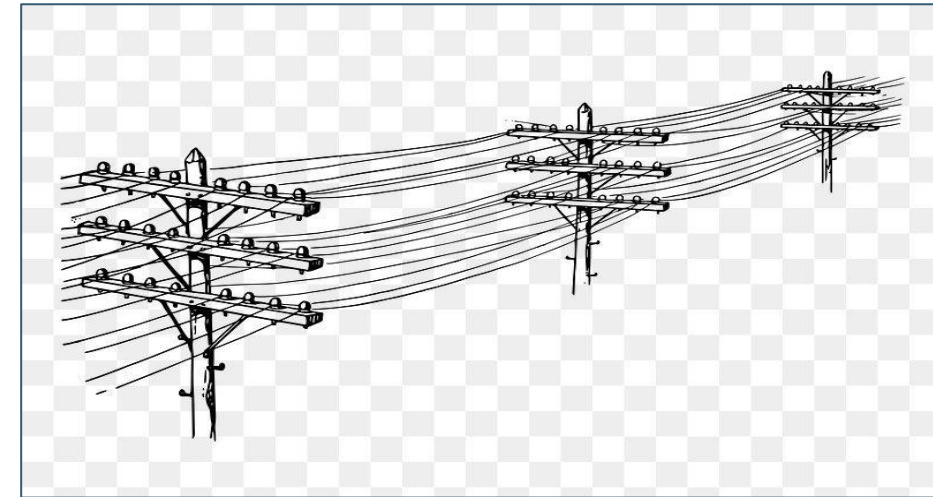
Continued improvement of SBCEO School Safety page as a centralized online hub for school and community partners to access up to date safety information and resources.

Uptick in Threats of School Violence



Social Media Influence

- Social media has played a huge role.
- Social media has changed the way schools and Law Enforcement handle threats.
- Information about school threats get around the community faster than ever before.
- How safe are schools in today's world?

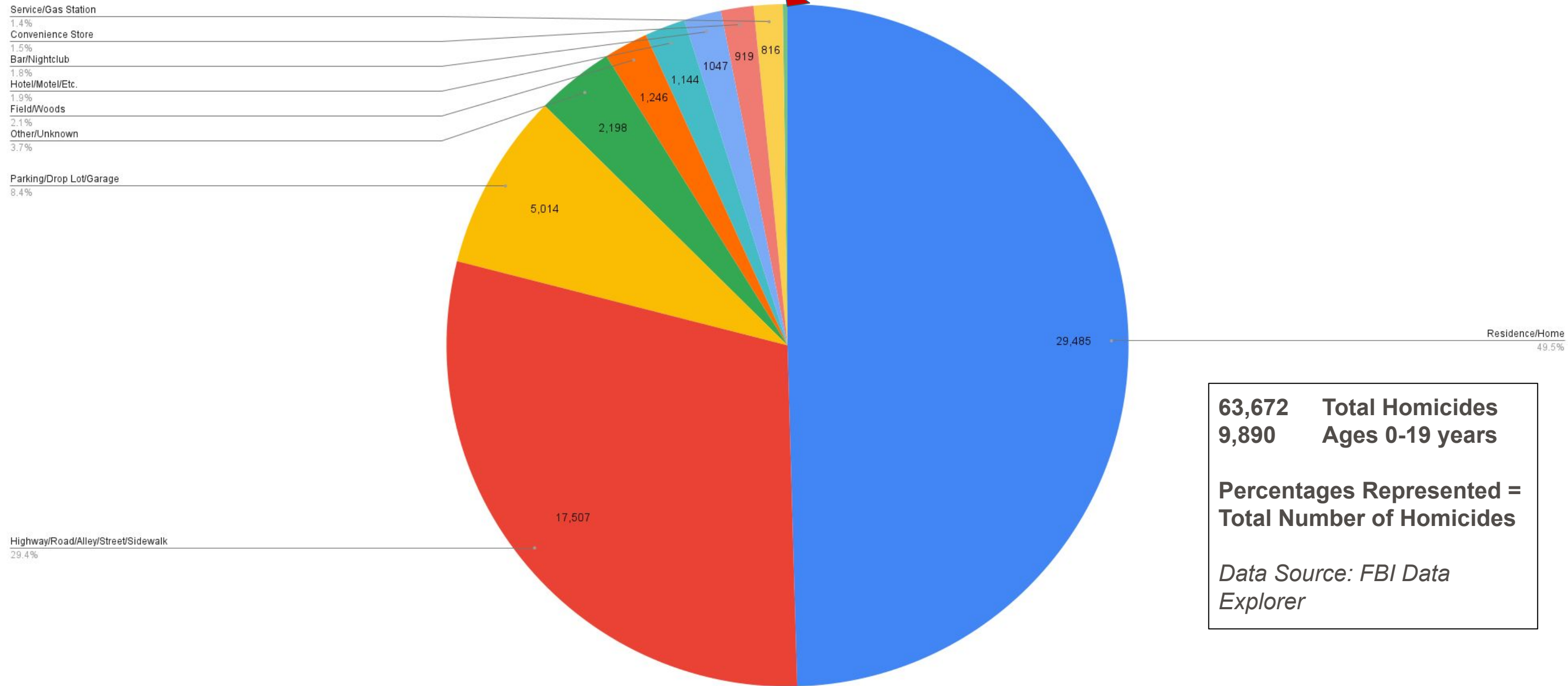


Next Steps

- Communication and transparency
- Education and awareness
- Community engagement
- Law Enforcement participation

US Homicides: 2020-Present

9,890 deaths ages 0-19 years old



Schools are still the safest place for students to be



Future Endeavors

1

Regular Meetings

Initiate regular meetings with School Resource Deputies and Officers.

2

Safe School Coalition

Establish Santa Barbara County Safe School Coalition.

3

Specialized Training

Attend specialized trainings to enhance school safety expertise.

Emotional Support K-9 Dougie, working at CHS & MHS

