



## A. W. Watson Upper Elementary

Claiborne County School District



880 Anthony St.  
Port Gibson, MS 39150



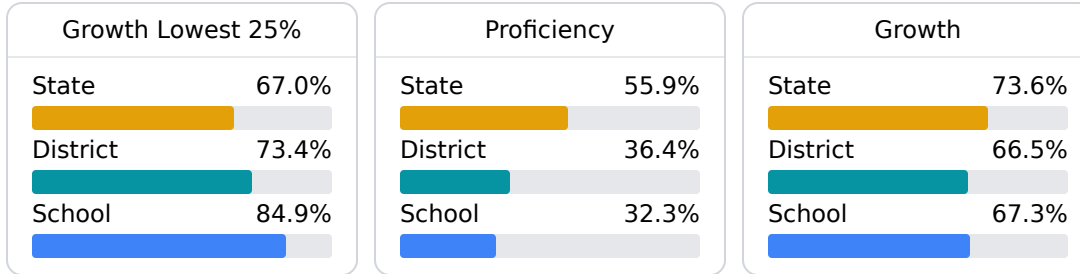
Antwan Reeves  
areeves@claiborne.k12.ms.us

### School Accountability Grade Components

Mississippi's accountability system assigns "A" through "F" letter grades for schools and districts. Grades are based on student achievement, student growth, student participation in testing, and other academic measures.

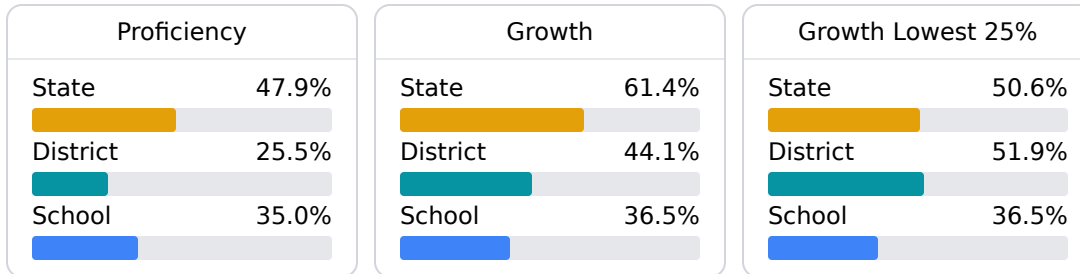
#### Math

Measurements of student performance on the statewide math assessment.



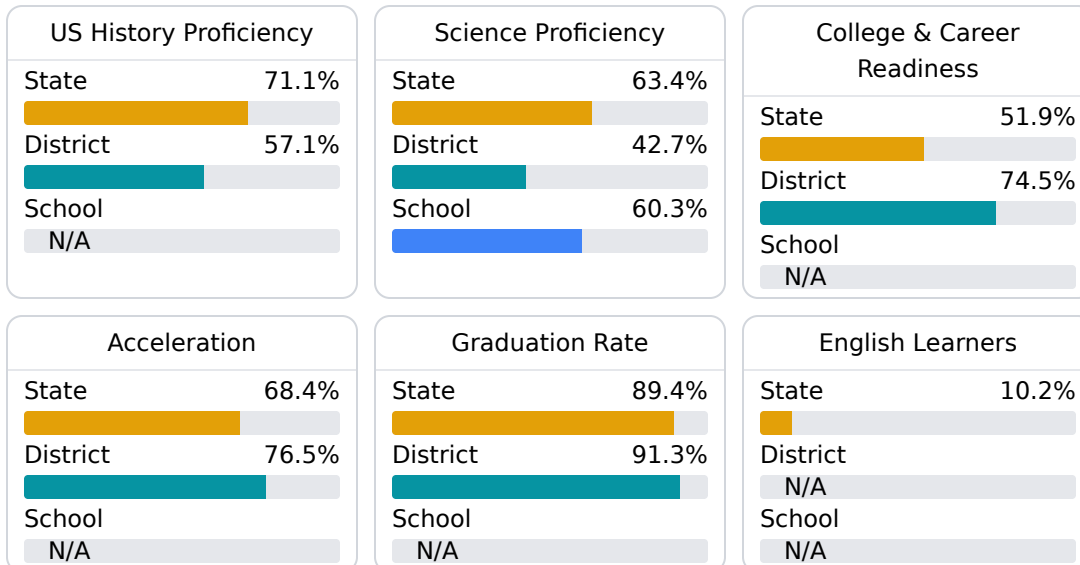
#### English

Measurements of student performance on the statewide English language arts (ELA) assessment.



#### Other Measures

Other measurements of student performance that factor into the accountability grade.



### Teacher Data

31.6

Teachers



81.0%

Experienced Teachers

19.0%

Provisional Teachers

95.7%

In-Field Teachers

## Detailed Assessment and Other Data

### Student Performance

The following information shows each level of student performance on statewide assessments.

#### Math

Level 1	Level 2	Level 3	Level 4	Level 5
State 0-10%	State 11-20%	State 21-30%	State 31-40%	State 11-20%
District 0-10%	District 21-30%	District 31-40%	District 31-40%	District 0-10%
School 0-10%	School 11-20%	School 41-50%	School 21-30%	School 0-10%
Minimal	Basic	Passing	Proficient	Advanced

#### English

Level 1	Level 2	Level 3	Level 4	Level 5
State 9.1%	State 17.9%	State 27.3%	State 28.8%	State 16.9%
District 11-20%	District 21-30%	District 31-40%	District 11-20%	District 0-10%
School 8.4%	School 25.2%	School 33.2%	School 27.0%	School 6.2%
Minimal	Basic	Passing	Proficient	Advanced

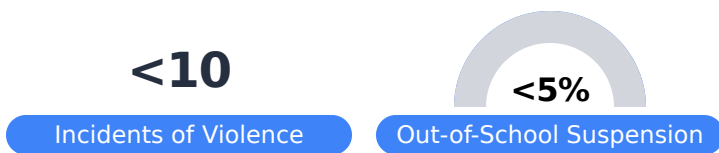
#### Science

Level 1	Level 2	Level 3	Level 4	Level 5
State 11.2%	State 11.0%	State 19.5%	State 34.8%	State 23.5%
District 19.6%	District 14.4%	District 21.8%	District 35.8%	District 8.5%
School 6.6%	School 11.5%	School 23.0%	School 44.3%	School 14.8%
Minimal	Basic	Passing	Proficient	Advanced

## Student Assessment Participation



## Discipline



## Other Data



**15.3%**

Chronic Absenteeism