

CONEWAGO VALLEY SCHOOL DISTRICT



2023-2024

ANNUAL REPORT

MISSION STATEMENT:

The Conewago Valley School District promotes individual and collaborative excellence enabling students to become competent, confident, and creative builders of the future.

VISION STATEMENT:

Conewago Valley School District empowers students.

Belief Statements:

We Believe:

All students can grow academically, emotionally, physically, and socially.

All students deserve a safe learning environment. All students have the greatest opportunity to learn in a safe environment.

All students should be challenged and accept ownership of learning in order to reach their full potential.

All students should learn the value of collaboration and competition

All students will be given a variety of opportunities to assist them in becoming well-rounded individuals.

All students are responsible for determining their own future with the support of family, community and educators.

Making learning relevant is the key to engagement.

Our educational programs provide opportunities for students to be an asset to their school and community.

Our educational programs provide authentic opportunities to develop basic skills, life skills, critical thinking skills, conflict resolution, and problem-solving skills.

Quality education promotes life-long learners. leading to new knowledge and personal growth

Excellence in education depends on continuous evaluation of curriculum, development of staff, and quality facilities.

CVSD is a community of respect where each person has intrinsic worth and therefore must be accepted and treated with dignity.

DISTRICT FACILITIES



Administration Offices
130 Berlin Road, New Oxford, PA 17350



**New Oxford High School
(NOHS) Grades 9-12**
130 Berlin Road, New Oxford, PA 17350



**New Oxford Middle School
(NOMS) Grades 7-8**
130 Berlin Road, New Oxford, PA 17350



**Conewago Valley Intermediate School
(CVIS) Grades 4-6**
175 700 Road, New Oxford, PA 17350



**New Oxford Elementary School
(NOE) Grades K-3**
116 North Berlin Avenue, New Oxford, PA 17350



**Conewago Township Elementary School
(CTE) Grades K-3**
1189 West Elm Avenue, Hanover, PA 17331

BOARD OF SCHOOL DIRECTORS

Jeff Kindschuh

President

Term Expires in 2025

Eric Flickinger

Vice-President

Term Expires in 2025

Michael Buckley

Treasurer

Term Expires in 2025

Lindsay Krug

Term Expires in 2027

Meredith Miller

Term Expires in 2027

David T. Meckley

Term Expires in 2027

William Getz

Term Expires in 2027

Melanie Sauter

Term Expires in 2025

April Swope

Term Expires in 2027

Lori Duncan

Board Secretary

Brooke Say

Solicitor

Audrey Crabill

Student Representative

CVSD District Administration

Sharon Perry, Ed.D.

Superintendent

Stephanie Corbin, Ed.D.

Director of Special Education & Student Services

Lori Duncan

Business Manager

Joshua Lovejoy, MPS, SHRM-SCP

Director of Human Resources

Bonnie Little

Coordinator of Transportation

Nick Zepp

Director of Technology

Doug Wherley

Athletic Director

Brad Sterner, Ed.D.

Assistant Superintendent

Charles Trovato, Ed.D.

Director of Curriculum

Matthew Muller

Director of Safety & Communications

Lorrie Hrycek

Supervisor of Special Education

Ashley Sprankle

Director of Food Services

Jeff Murren

Director of Maintenance and Grounds

CVSD Building Administration

Christopher Bowman, Ed.D.

Principal, NOHS

Alecia Kraus, Ed.D.

Assistant Principal, NOHS

Josh Schaffer

Principal, NOMS

Christina McLaughlin

Principal, CVIS

Autumn Zaminski

Principal, CTE

Drew Little

Principal, CCTC

John Beeman

Assistant Principal, NOHS

Garry Himes, DAT

Assistant Principal, NOMS

Christen Manari

Assistant Principal, CVIS

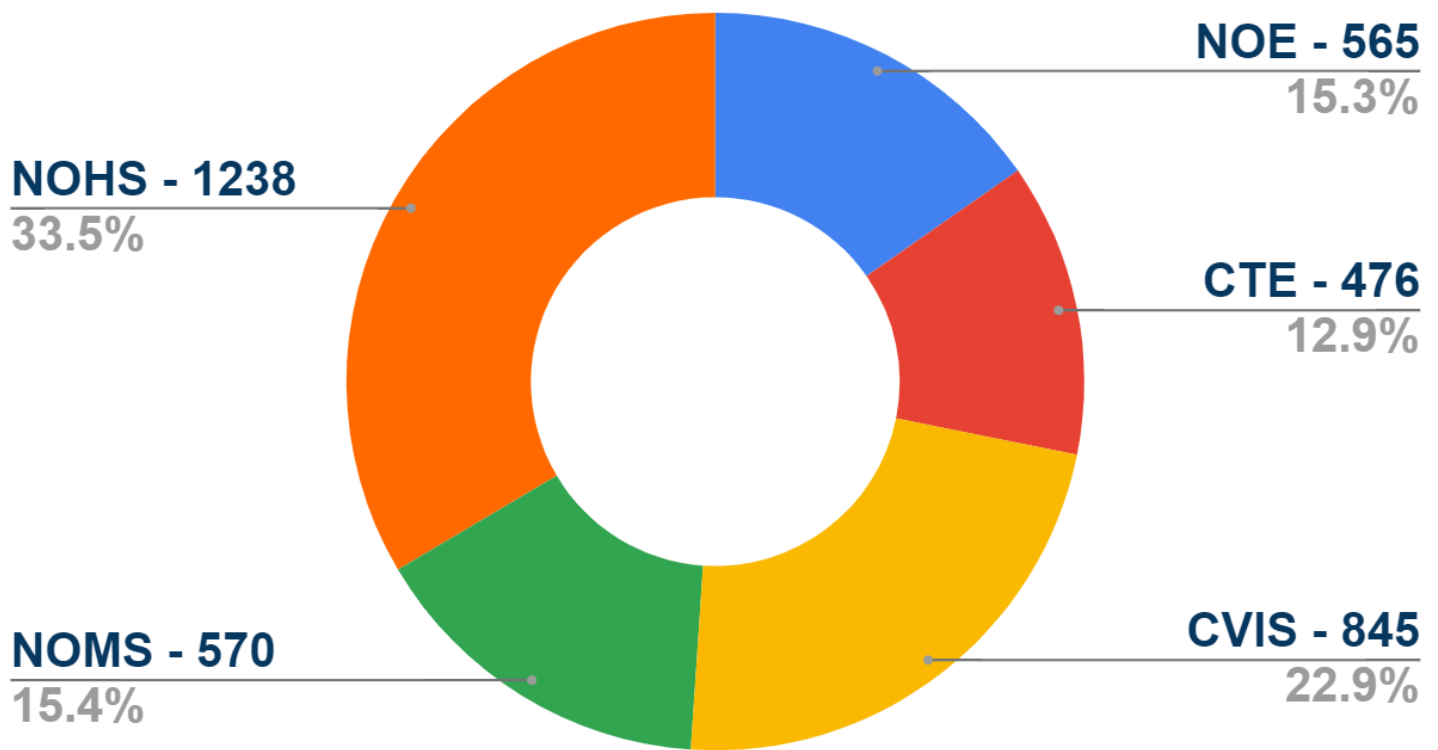
Christopher Cobb

Principal, NOE

STUDENT ENROLLMENT

as of September 2024

Total Students = 3,694



18.1% Special Education (671)

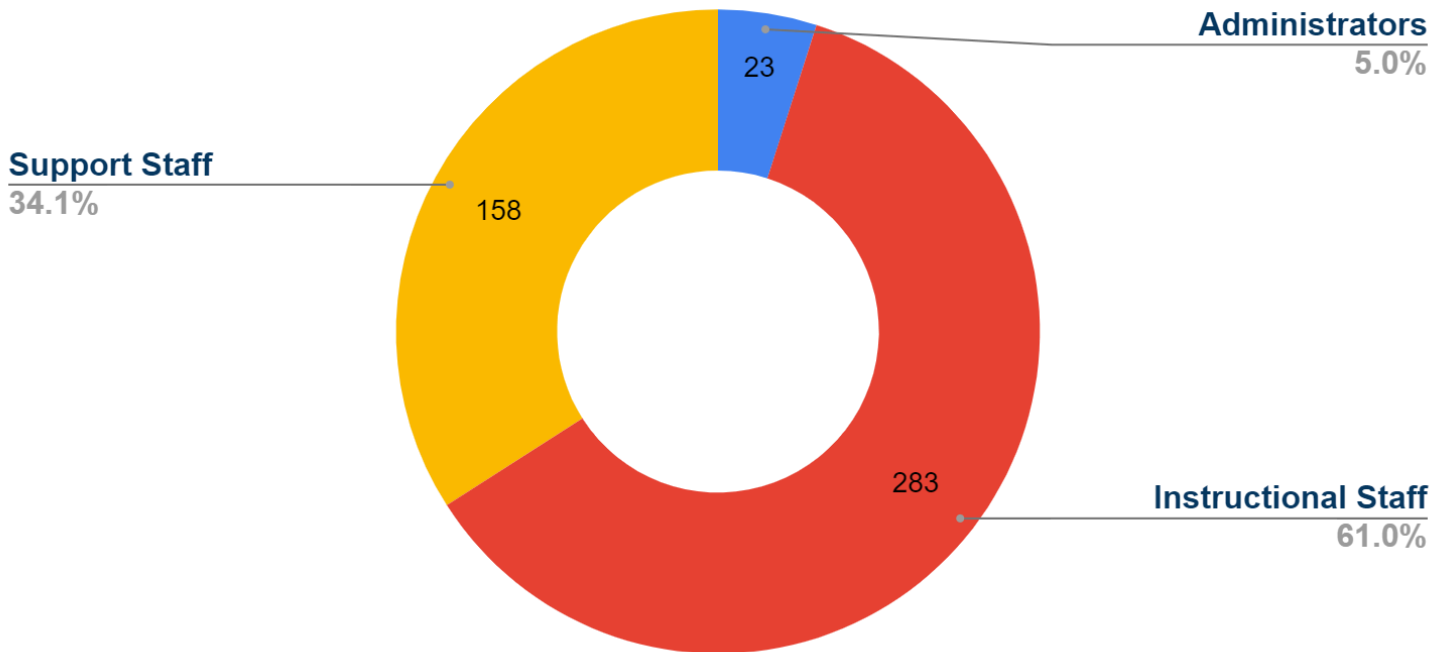
3.0% English Language Learners (113)

2.3% Gifted Education (86)

STAFF

as of September 2024

Total Employees = 464



121 employees with over 20 years of service to the district

86% instructional staff with master's equivalent, masters or doctorate degree

TRANSPORTATION

73

District Size in Square Miles

6,589

Bus Miles Per Day

1,186,045

Bus Miles Per Year

3,317

Bus Stops Per Day

33

Schools Transported To/From

MEALS

Meals served annually across five school buildings during the 2023-2024 school year.

140,686

Breakfast

354,455

Lunches

50.8% Receiving Meal Assistance

ACADEMICS

AP COURSES

11

Courses offered

112

AP exams taken by 82 students in 2023-2024

3.39

**Average score of the 6 most frequently taken
exams from 2019-2024**

ACADEMICS KEYSTONE EXAMS

22%

**of the Class of 2024 scored
proficient or advanced in algebra**

54%

**of the Class of 2024 scored
proficient or advanced in biology**

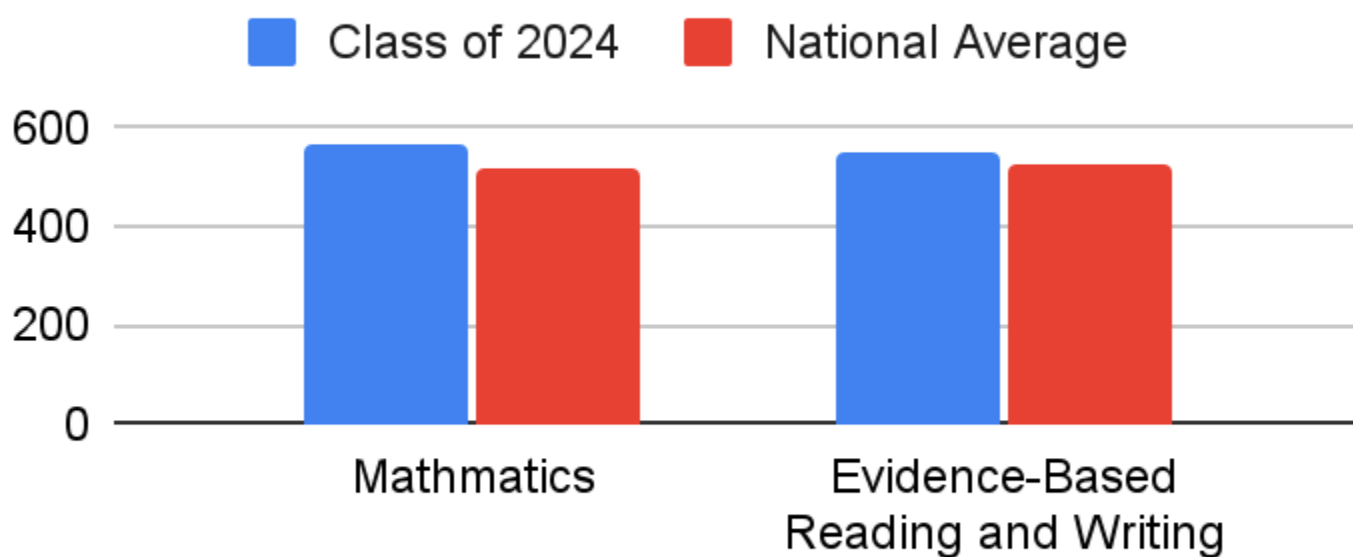
57%

**of the Class of 2024 scored
proficient or advanced in literature**

ACADEMICS

SAT RESULTS

Class of 2024 and National Average



SAT Results

2024 Graduation Class Profile

Continuing Education.....58%
Entering the Workforce....25%
Military.....5%

ATHLETICS

526

**High school students (grades 9-12)
(42.1%) participated in at least 1 sport during
the 2023-24 school year.**

236

**Middle school students (grades 7-8)
(41.4%) participated in at least 1 sport during the
2023-24 school year.**

24

**District sponsored sports which amounts to 55
teams from Varsity, JV, FR, and Junior High
levels.**

MUSIC

116

high school students (9%) participated in **chorus** during the 2023-2024 school year.

124

high school students (10%) participated in **band or orchestra** during the 2023-2024 school year.

116

middle school students (20%) participated in **chorus** during the 2023-2024 school year.

100

middle school students (18%) participated in **band or orchestra** during the 2023-2024 school year.

163

high school students (13%) participated in **other music electives including piano, guitar, modern band, rock history, and music appreciation** during the 2023-2024 school year.



Brickyard Six performed at the first-ever PMEA All-State Modern Band showcase, 1 of only 4 bands *statewide* chosen to perform!

CVSD Budget for 2023-2024

The Conewago Valley School District's tentative budget for 2023/2024 school year is set at \$75,377,800. This represents a growth in the budget of 4.37%. Major areas of expenses that are driving the budget this year are pensions, health care, charter schools, and transportation.

To finance the budget, the real estate tax rate was set at 15.6691 mills. In addition to the real estate tax, other taxes are a \$10 or \$52 occupancy tax dependent on municipality of residence, \$10 per capita tax, 1% real estate transfer tax, 5% amusement tax, and an earned income tax of 1.5% (school district share of 1%).

Over 63.8% of the revenue supporting the school district comes from these local sources with an anticipated 33.4% coming from the state and 2.8% from the federal government. Unfortunately, the state continues to fund school districts without a fair, equitable, and predictable funding formula. The district continues to provide a quality education to its students, despite being under-funded by the state.

For every dollar of revenue, the following amounts below are spent.

Operating Budget for 2023-2024

Direct Instruction	69.3 cents
Instruction includes expenditures for salaries and fringe benefits of teachers and aides in the classroom, textbooks, teaching supplies, audio visual materials, special programs, conference expenses, classroom instruction, equipment and repairs. Also included are costs of tuition at special schools and the Tech Prep program.	
Pupil Personnel Services	2.5 cents
In this category are activities designed to assess and improve the well-being of students to supplement the teaching process. Included are salaries and fringe benefits of school counselors and psychologists, their secretaries, supplies and expenses of the guidance department, and the cost of testing and evaluation of students.	
School Support Services	5.5 cents
This category includes the salaries and fringe benefits of librarians, their secretaries and aides, library books, supplies, and equipment. It also includes all audio visual services (materials and equipment) used by the district. Curriculum development services are also included in this category.	
Administrative Services	5.2 cents
The administration of educational programs includes all school board expenses, the salaries and fringe benefits, supplies, and expenses of the central and building administration staff, and their secretaries. The salaries and expenses of tax collectors, the cost of legal services, and community relations are included.	
Health Services	0.9 cents
Activities are designed to provide physical and mental health services, which are not direct instruction. Included are salaries and fringe benefits of nurses, salaries of school doctors, and material used in the operation of health services for public and parochial schools.	
Business Services	1.0 cents
The business services include the directing of fiscal services of budget planning, formulation, control and analysis, as well as payroll, purchasing, and business operations.	
Operation and Maintenance	5.2 cents
The activities concerned with keeping the physical plant open, comfortable, safe for use, and keeping grounds, building and equipment in effective working condition and state of repair. Included are the salaries and fringe benefits of custodians and their supervisors.	
Transportation	3.7 cents
Pupil Transportation expenses include the cost of transporting students to and from public, non-public, and special education schools.	
Student Activities	1.5 cents
Includes salaries and materials expended in the operation of co-curricular activities such as athletics, music programs, dramatics, etc.	
Debt Service	5.0 cents
Included in this category are principle and interest payments on bond issues for school building construction.	
Other Services	0.2 cents
Includes district support of the Lincoln Intermediate Unit General Operating Budget.	
Total	\$1.00

EXPENDITURES:**REVENUES:**

INSTRUCTION:		LOCAL:	
Regular Programs	34,597,803	Real Estate (15.6691 mills)	36,309,635
Special Education	14,566,822	Public Utility Realty	37,572
Vocational Education	2,731,154	Current Per Capita	186,000
Other	470,506	Occupation Privilege	60,000
Total Instruction (69.3%)	52,366,285	Earned Income (1.0%)	8,100,000
Pupil Personnel Services (2.5%)	1,915,291	Real Estate Transfer (1%)	875,000
School Support Services (5.5%)	4,122,932	Amusement Tax (5%)	45,200
Administrative Services (5.2%)	3,906,539	Delinquencies	740,600
Health Services (0.9%)	695,443	Earnings from Investments	400,000
Business Services (1.0%)	740,419	IDEA/ACCESS	750,000
Operation and Maintenance (5.2%)	3,946,506	Miscellaneous	526,760
Transportation (3.7%)	2,771,805	Fund Balance	0
Student Activities (1.5%)	1,093,445		
Debt Service (5.0%)	3,790,135	TOTAL LOCAL REVENUE:	48,030,767
Other Services (0.1%)	13,000	REVENUE FROM STATE SOURCES:	25,181,319
Community Services (0.1%)	16,000	REVENUE FROM FEDERAL SOURCES:	2,165,714
TOTAL EXPENSES: (100%)	75,377,800	TOTAL REVENUE:	75,377,800