
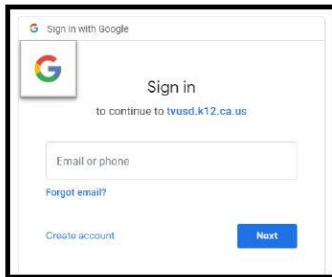
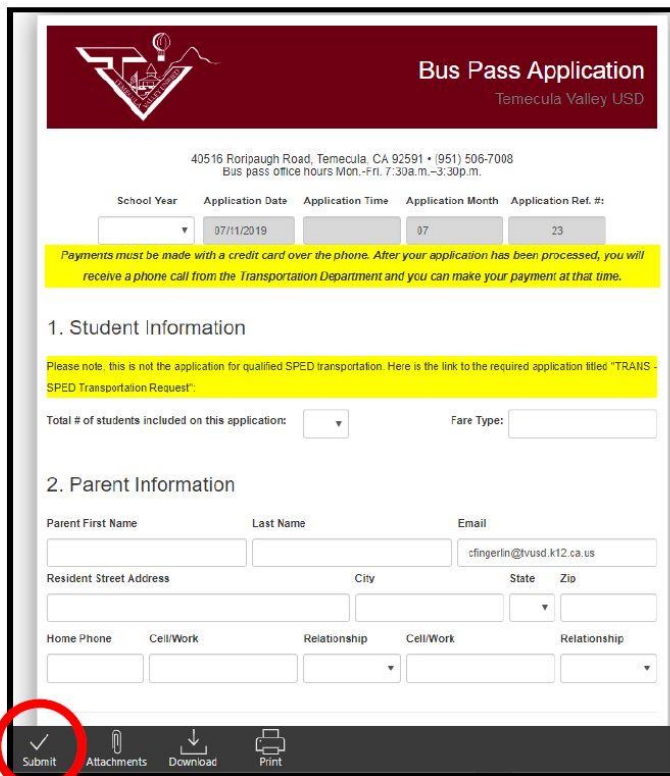


Follow these steps to submit your bus pass application online:

1. Go to <https://etcentral.tvusd.k12.ca.us/#/form/33>
2. Click on the Google or Microsoft icon to sign in using your existing Gmail or Outlook account. If you do not have a Gmail or Outlook account, you will need to create one.



3. Once you have signed in, you will be taken directly to the Bus Pass Application. Fill out all required fields. If your student is new to our district or you are applying for free or reduced fare, you will need to click on "Attachments" at the bottom and upload a photo and/or income verification documents. Click "Submit" at the bottom when you are finished.



Bus Pass Application
Temecula Valley USD

40516 Roripaugh Road, Temecula, CA 92591 • (951) 506-7008
Bus pass office hours Mon.-Fri. 7:30a.m.–3:30p.m.

School Year	Application Date	Application Time	Application Month	Application Ref. #:
	07/11/2019		07	23

Payments must be made with a credit card over the phone. After your application has been processed, you will receive a phone call from the Transportation Department and you can make your payment at that time.

1. Student Information

Please note, this is not the application for qualified SPED transportation. Here is the link to the required application titled "TRANS - SPED Transportation Request":

Total # of students included on this application: Fare Type:

2. Parent Information

Parent First Name Last Name Email

Resident Street Address City State Zip

Home Phone Cell/Work Relationship Cell/Work Relationship

Submit Attachments Download Print

4. Payment must be made with a credit card over the phone as the bus pass office is not open for in-person applications. Allow 5-7 business days for your application to be processed. After your application has been processed, you will receive a phone call from the Transportation Department and you will be asked to make your payment at that time. Please call (951)506-7008 with any questions.