



The Military Uniform and Appearance Standards



Lesson Overview



- Cadet appearance and grooming standards
- Uniform wear, restrictions, and standards
- Military pay grades and rank insignia



References/Sources



- AFI 36-2903 - Dress and Appearance of Air Force Personnel
- AFJROTC Consolidated Operational Supplement, Chapter 7, AFJROTC Uniforms and Awards
- CA-933 Cadet Guide

Uniform Wear

□ Question:

- Why do we (and many other organizations) choose to wear uniforms?



Uniform Wear

- People wear uniforms to show they belong to an organization
- The military uniform is a public symbol of the nation's defense forces
- The military uniform should be worn proudly
- Key elements: neatness, cleanliness, safety, and military image





Uniform Wear, Restrictions, and Standards, cont.



- As U.S. citizens, military personnel are encouraged to vote
- Federal law forbids military in uniform from participating in public demonstrations
- No item of JROTC uniform may be worn by groups that sponsor JROTC programs

Uniforms Used Within Special Teams

- Color guards, honor guards, sabre teams, and drill teams may wear additional uniform items or distinctive styles of military uniform
 - Worn only when performing as a member of a specialized group



Wearing Jewelry in Uniform

- May wear:
 - A (conservative) wristwatch
 - No more than 3 total rings between both hands
 - One (conservative) wrist bracelet
 - Ankle bracelets are NOT allowed
 - Females may wear conservative earrings
 - Male cadets may NOT wear earrings



Eyeglasses or Sunglasses

- Lenses must be conservative, clear, slightly tinted, or have photosensitive lenses
- Sunglasses NOT allowed in military formation
- Cannot be worn around the neck or top of the head in uniform



Tattoos and Brands

- Tattoos and brands:
 - Not allowed if they are obscene
 - Not allowed if they advocate sexual, racial, ethnic, or religious discrimination
 - No excessive tattoos exposed in uniform





Body Piercings



- **Ops Sup 7.9.8.** - Cadets in uniform are not allowed to attach or display objects, articles, jewelry, or ornamentation to or through the ear, nose, tongue, or any exposed body part (including anything that might be visible through the uniform). Cadets may not cover any of these articles with make-up, band aids, or wearing clear post pins to hide body piercings.
- **Bottom line:**
 - Body piercings are **NOT** allowed in uniform
 - Cadets who get body piercings **AFTER** joining CA-933, will receive a **ZERO** blue uniform grade until they can remove piercings and wear uniform

Specific Female Hair Guidelines

□ Hair

- Hairstyle must be conservative—no extreme or faddish styles are allowed
- When **NOT** in ponytail or long braid:
 - Max bulk of 4 inches from scalp
 - When in bun (must be single bun), loose ends tucked in and secured
 - Will end above the bottom of the collar edge in an invisible line drawn parallel to ground
 - Allows proper wear of headgear



Specific Female Guidelines

Figure 3.2. Female Hair Style Examples



Specific Female Guidelines



Twists



Locs



Specific Female Hair Guidelines




- Hair (continued)
 - When pulled back and secured behind head ...
 - Will not exceed 12 inches total width
 - One or two braids (or single ponytail) may be worn down member's back
 - Length not to extend below a horizontal line running between top of each sleeve inseam at the under arm
 - Allow for proper fit of headgear
 - Hairstyle must be conservative—no extreme or faddish styles

Specific Female Hair Guidelines



Ponytail/Pull-through Ponytail Style/Braided Ponytail

Specific Female Hair Guidelines



Braided Ponytails/Multiple Braids in a Single Ponytail

Specific Female Hair Guidelines



Pulled back secured and does not exceed 6-inch radius

Specific Female Hair Guidelines



Two Braids Looped Underneath/Two Braids



Specific Female Guidelines



- Skirts:
 - Fits smoothly, hang naturally, and must not be excessively tight
 - The length of the skirt may not vary beyond the top and bottom of the kneecap
 - Wearing hosiery is optional
 - Choose a sheer nylon in a neutral dark brown, black, off-black, or dark blue shade that complements the uniform and your skin tone



Specific Male Guidelines



- Hair will ...
 - NOT exceed 2.5 inches in bulk and $\frac{1}{4}$ inch in bulk at termination point
 - NOT touch ears or protrude under front band of headgear
 - NOT touch either eyebrow or end below an imaginary line across the forehead at the top of the eyebrows



Specific Male Guidelines



- Hair will (cont.) ...
 - Have a tapered appearance on side and back of head
 - Not exceed 0.25 inches at termination point
 - Be clean and well-groomed
 - Be a natural hair color
 - NOT contain excessive amounts of grooming aid



Specific Male Guidelines



- **Prohibited** hair style examples (not all-inclusive) include a Mohawk, mullet, cornrows, dreadlocks or etched shapes and/or design
- Cadets may have one front to back, straight-line part (not slanted or curved) on either side of head, above the temple
 - Part will not exceed 4 inches length or 0.25 inch width
- Sideburns will be straight and NOT extend below middle of the ear



Specific Male Guidelines




- ❑ Mustaches will NOT extend downward beyond lip line or extend sideways beyond end of lips
- ❑ Beards are NOT authorized
- ❑ Fingernail polish is NOT authorized
- ❑ Earrings are NOT authorized

Specific Male Guidelines



Sideburns



Mustache

Cadet Uniform Regulations and Standards

- Responsible for a neat, clean, and professional military image in uniform



Do's for Wearing the Uniform

- Wear properly and with pride
- Wear on the day designated
- Wear uniform specified by the instructor staff and operations order




Do's for Wearing the Uniform (cont.)

- Keep your shoes polished and shined
- Ensure that badges, insignia, belt buckles, and other metallic devices are clean
- Keep ribbons clean and arranged per order of precedence
 - Lowest ribbon worn in lowest left position
 - Highest ribbon worn at the top right




Don'ts for Wearing the Uniform

- ❑ Do not mix or wear with other clothing
- ❑ Do not lend your uniform to anyone who is not a JROTC member
- ❑ Unless required in uniform:
 - ❑ Do not allow articles to be visible
 - ❑ Do not wear earbuds or headphones



Standard Cadet Uniform

- AFJROTC Male Service Dress Uniform
 - Dark blue service coat and trousers
 - Light blue long or short sleeve shirt and dark blue tie
- AFJROTC Female Service Dress Uniform
 - Dark blue service coat with slacks or skirt
 - Light blue blouse and tie tab

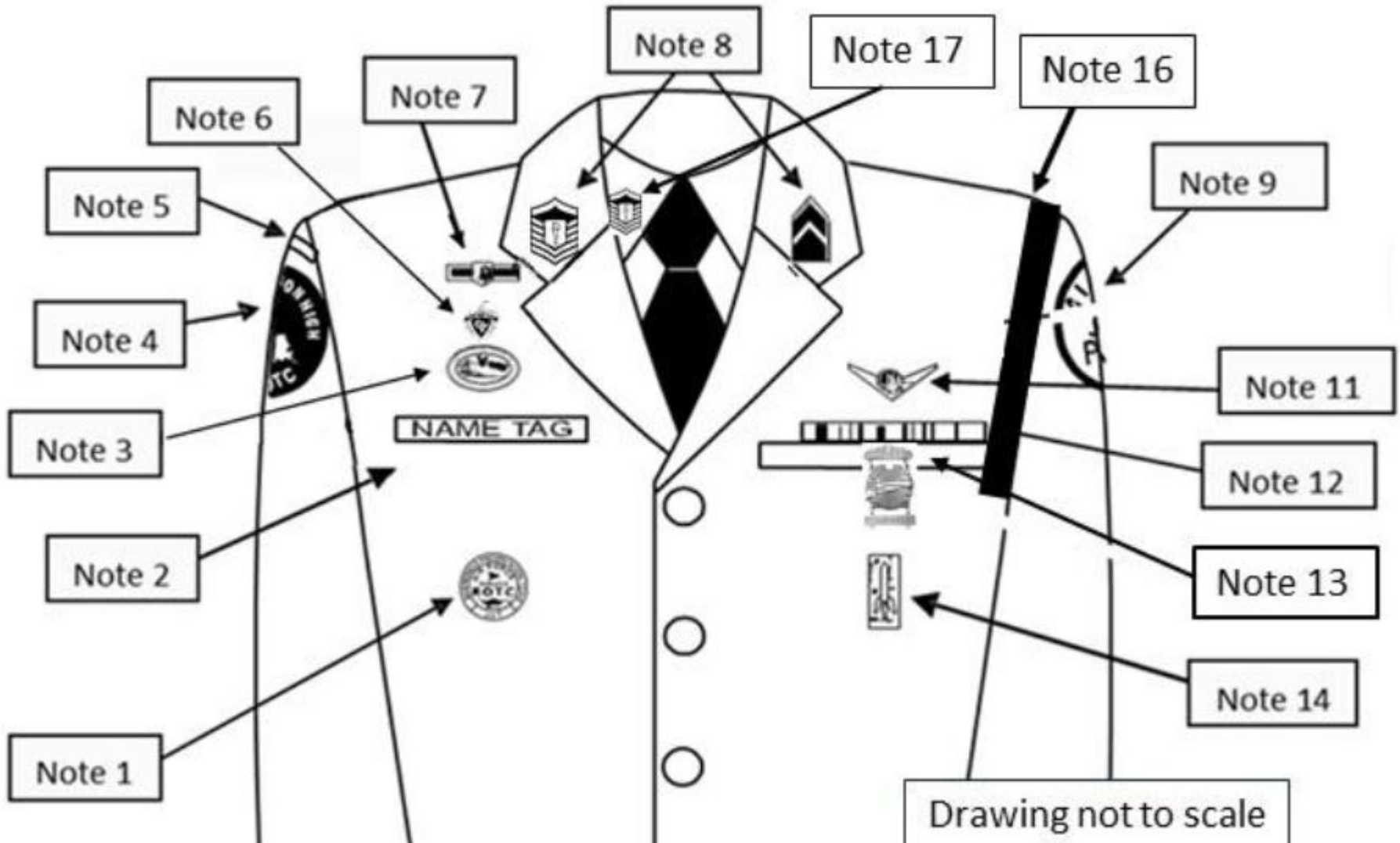


Photos Courtesy of Michael Wetzel/US Air Force JROTC

Male Service Dress Regulation



CADET MALE SERVICE DRESS





Activity 1: Male Service Dress Regulation

- Using the AFJROTC CA-933 Cadet Guide, and the Cadet Uniform Regulation worksheet:
 - Individually write the appropriate note in the box provided
 - Be prepared to share

Cadet Uniform Regulation Worksheet

Name: _____

Date: _____

Period: _____

CADET UNIFORM REGULATION

I

NOTE #1
NOTE #2
NOTE #3
NOTE #6
NOTE #7
NOTE #8
NOTE #11
NOTE #12
NOTE #14
NOTE #15
NOTE #16

Answers:

Male Service Dress Regulation

- Note #1 - APT Badge:
 - Centered on right side, 3 inches below bottom of nametag
- Note #2 - Nametag
 - Centered on right side, parallel to the top of welt pocket
- Note #3 - Kitty Hawk Badge:
 - Centered on right side, ½ inch above the nametag
- Note #6 - AEF Badge:
 - Centered on right side, ½ inch above the Kitty Hawk Badge or nametag

Answers:

Male Service Dress Regulation (cont.)

- Note #7 - Distinguished Cadet Badge:
 - Highest in order of precedence. Placed ½ inch above badge (or name tag) below it
- Note #8 - Rank Insignia (Enlisted and Officer):
 - Halfway up the seam of the lapel, resting on top of but not over it
- Note #11 - Flight Solo Badge
 - Centered horizontally on right side ½ inch above ribbons
- Note #12 - Ribbons:
 - Centered on left side, resting on top of, but not over, the welt pocket.

Answers:

Male Service Dress Regulation (cont.)

- Note #14 - Rocketry Badge:
 - Centered on left side, 2 inches below bottom of welt pocket
- Note #16 - Shoulder Cord:
 - Grounded to the far left seam of the left shoulder
- Note #17 - Enlisted Rank Insignia:
 - Enlisted rank must be worn on the blue shirt while wearing the service dress

Military Pay Grades and Rank Insignia

- The higher the rank, the more responsibility
- Pay grade system has two categories:

- Officer grades



- Enlisted grades



Officers

- Proper methods of address when speaking to officers are:
 - Lieutenant
 - Colonel
 - General
- Use full titles for official written correspondence



Enlisted

- Enlisted ranks are subdivided into two categories:
 - Noncommissioned Officers (NCOs)
 - Airman
- NCOs serve in ranks of staff sergeant through chief master sergeant



Enlisted, cont.

- NCOs:
 - First Sergeants hold a position of trust and responsibility—link between commander and unit
 - Highest position is chief master sergeant of the Air Force (CMSAF)
- Airman ranks: Airman basic (AB), Airman (Amn) , Airman first class (A1C), and Senior Airman (SrA)



AFJROTC Rank Insignia

- Officers: Rank insignia for military and cadet officers is very different
- Enlisted: Only slight differences exist between enlisted ranks
 - For cadets: Inside of chevron has torch
 - Chevron is pointed at the bottom





Ribbons



- Ensure proper order based on the AFJROTC ribbon chart
- Lowest ribbon worn at the lowest left position
- Highest ribbon worn at the top right

The AFJROTC Patch

- The yellow arrow points to the future
- The lamp represents knowledge
- Colors of the AF are in the design— ultramarine blue, AF yellow, white, and red
- Disc shape used for the JROTC organization





Summary



- Uniform wear and history
- Uniform wear, restrictions, and standards
- Uniforms used within special teams
- Cadet appearance and grooming standards
- Military pay grades and rank insignia