
Princeton Public Schools Preschool Program Family Handbook

2024-2025



*We are growing through ...
“Participation.....Partnership.....Support”*

Welcome to PPS Preschool!

Welcome to PPS Preschool for the 2024-2025 school year! I am Dr. Amy Hnasko, the early childhood supervisor. I am thrilled to begin this new school year in this position, having worked as the preschool instructional coach and PIRS the past four years. This year we begin with twelve classrooms across seven sites for a total of 180 three- and four-year-old children in the program! We have a wonderful staff comprised of over 26 qualified professionals working closely together and supporting an amazing program, children, and families.

The intent of this handbook is to outline some of the common areas that families have questions around. I know this year will be fabulous and I look forward to meeting with everyone and connecting throughout the year.

What is the goal of the PPS PreK Program?

The PPS PreK Program provides a **high-quality learning environment** for children ages three to four years old. The administrators and teachers in the program support a **strength-based vision of whole child learning** focusing on all aspects of development including physical, social-emotional, cognitive, and emergent literacy and math skills. The goal of the program is to provide a structured, high quality, and developmentally appropriate learning environment fostering foundational **relationships between home and school** with supports for **diverse and individualized child and family needs**.



*We are growing through ...
“Participation.....Partnership.....Support”*

QUICK GUIDE: Who to Contact

Questions about...	Contact.....	
General program policies, enrollment, transportation	ECE supervisor: Amy Hnasko, Ed.D. amyhnasko@princetonk12.org (609) 806-4203 Option 8	
My child's attendance	<p>For students at Community Park, Johnson Park or Riverside, follow directions on: https://www.princetonk12.org/quick-links/report-a-student-absence to call the main office.</p> <p>For students at the Cub School, call the center line (609) 454-3637 to report your child's absence and state nature of illness.</p> <p>For students at the YMCA – Crimmins, call the center line (609) 613-0166 to report your child's absence and state nature of illness.</p>	
Classroom instruction or school specific policies	Contact your child's teacher	
Health forms, screenings or medications	Community Park	Janel Stucky, RN, CSN, JanelStucky@princetonk12.org 609.806.4233
	Johnson Park	Liz Dyevich, MSN, BSN, RN, CSN LizDyevich@princetonk12.org 609.806.4243
	YWCA, Pannell & Redding Circle	Jada Jackson jjackson@ywcaprinceton.org
	YMCA/Crimmins	Claudia Orostizaga Family liaison corostizaga@gscymca.org 609-497-9622 ext. 210
	Cub School	Lori Musa Director lori.musa.pcfllc@gmail.com 609.454.3637

PPS Preschool classroom locations and PPS staff list


Preschool instructional coach/PIRS – Christina Maloney - supports teachers across all PPS classrooms



Community Park Elementary School
Dual Language Immersion program & Traditional track classroom
 372 Witherspoon St. Princeton, NJ 08542
 School hours: 8:25 – 3
 Principal: Ms. Dineen Gruchacz
 Teachers: Ms. Rodica Asay & Mrs. Dawn DeVeaux
 Website: www.princetonk12.org/johnson-park-elementary-home



Johnson Park Elementary School
 285 Rosedale Rd, Princeton, NJ 08540
 School hours: 8:25 – 3
 Principal: Mr. Christopher Sheridan
 Teacher: Ms. Carol Peroni
 Website: www.princetonk12.org/johnson-park-elementary-home



Princeton Community Family Learning Center ("Cub School")
 16 All Saints Rd., Princeton, NJ 08540
 School hours: 9 – 3:30
 Director: Ms. Lori Musa
 Teachers: Ms. Jennifer Yanovitch (4's), Ms. Ashlee Mack (3's)
 Website: <https://princetoncflc.com/>



YMCA Marcy T. Crimmins Learning Center
 20 Juniper Row, Bunn Drive, Princeton, NJ 08540
 School hours: 9 – 3:30
 Director: Mr. Keshon Bennett
 Teacher: Ms. Lee Kudesh



YWCA- The Burke Foundation Early Childhood Center
 59 Paul Robeson Place, Princeton, NJ 08540
 School hours: 9 – 3:30
 Directors: Ms. Tara O'Shea
 Teachers: Ms. Erin Kane (4's), Ms. Donia Abdelaal (3's), **TBD (3's)**
 Website: www.ywcaprinceton.org/programs/childcare-princeton/



Pannell Learning Center
 2 Clay St. Princeton NJ 08542
 School hours: 9 – 3:30
Director: TBD
 Teachers: Mr. Dan List (3's), Ms. Kaitlyn Ostrowski (4's)



Redding Circle Learning Center
 61 Clay St. Princeton, NJ 08540
 School hours: 9 – 3:30
Director: TBD
 Teacher: Ms. Carissa Titus

The school calendar and school day

All classrooms in the PPS Preschool Program follow the [PRINCETON PUBLIC SCHOOLS 2024-25 CALENDAR](#), therefore will be closed for all PPS holidays and staff development days and follow any school closures or delayed openings due to severe weather.

School hours vary depending on location:

PPS IN DISTRICT SITES	
Community Park School Johnson Park Elementary School	FULL DAY: 8:25 – 3
	DELAYED OPENING: 9:55 - 3
	EARLY DISMISSAL: 8:25 - 1
PPS PROVIDER SITES	
The “Cub” School YWCA- The Burke Foundation Early Childhood Center YMCA – Mary T. Crimmins Early Learning Center Pannell Learning Center Redding Circle	FULL DAY SCHEDULE: 9 – 3:30
	DELAYED OPENING: 10:30 – 3:30
	EARLY DISMISSAL: 9 – 1:30

Before School and After School Programs are available at the “Cub” School and YWCA for an additional cost. After Care is available at JP and CP through the YWCA. Please contact the specific contact person below for information on registering your child.

YWCA Before & After Care Program

For JP and CP

[After School Program Offerings from YWCA Princeton — YWCA Princeton | Eliminate Racism And Empower Women](#)

For Students placed at Marcy T. Crimmins Learning Center, the Burke Foundation Early Childhood Center at YWCA, Redding Circle or Pannell Learning Center:

[The Burke Foundation Early Childhood Center at YWCA Princeton — YWCA Princeton | Eliminate Racism And Empower Women](#)

Cub School Before & After Care Program

Contact: Lori Musa, lori.musa.pcflc@gmail.com



*We are growing through ...
“Participation.....Partnership.....Support”*

PPS Preschool Topics and Policies

NOTE: All PPS preschool classrooms abide by the Department of Education Division of Early Childhood and Princeton Public Schools Board of Education policies. Those classrooms housed in provider sites (i.e. YWCA sites, YMCA-Crimmins, and Cub School) may have additional policies outlined as per NJ Childcare licensing and will be communicated directly through directors and/or specific site family handbooks.

ABSENCES/TARDINESS/ATTENDANCE

Students are required to attend school regularly and on time. State school attendance laws require that students attend school whenever school is in session unless the child is ill or for state approved reasons including death in the family and/or religious holidays approved by the Board of Education. Family vacations are NOT considered excused absences. If a trip of more than 10 school days is planned, parents may be asked to complete a withdrawal form and the child will be taken off the register. If a child is withdrawn from the preschool program, parents would then be able to re-register upon return but are not guaranteed a preschool spot and/or a spot at the same location.

A child is marked “tardy” if arriving 10 minutes after the start of the school day (8:35 in district/9:10 provider sites). Frequent tardiness may result in possible action steps created with support from the Preschool Family Support Group.

A child who accumulates 10 or more unexcused days absent from school is considered truant and will be reported to the early childhood supervisor and possible action steps created with support from the Preschool Family Support Group.

Families are urged to leave their children in school for the entire length of the school day. Removing a child from school before the regular dismissal time should be reserved for only urgent instances, such as serious illness or necessary doctor’s appointments.

SEE Board of Education attendance policies:

<https://www.straussesmay.com/seportal/Public/DistrictRegulation.aspx?Regulationid=5200&id=709acb364e9449a5a79b5b64a77d552d>

<https://www.straussesmay.com/seportal/Public/DistrictRegulation.aspx?Regulationid=5230&id=709acb364e9449a5a79b5b64a77d552d>

<https://www.straussesmay.com/seportal/Public/DistrictRegulation.aspx?Regulationid=5240&id=709acb364e9449a5a79b5b64a77d552d>

COMMUNITY PARENT INVOLVEMENT SPECIALIST (CPIS)

The role of the CPIS is to plan, coordinate and implement family programming specific for preschool children throughout the year along with regularly communicating and collaborating with the family liaisons working in our private provider sites.

DISCIPLINE

The early childhood years are critical development years for social emotional skill development. Children come from widely divergent backgrounds and display a range of social and emotional behaviors and skills. The goal of the PPS Preschool program is to provide high-quality experiences that are designed to prevent challenging behaviors, teach foundational social and emotional skills, and reinforce, nurture, and encourage children to access and utilize their growing skills. All teachers are trained in the Pyramid Model which is a social emotional framework explained in a later section of this handbook. The Pyramid Model provides an array of strategies, supports and materials utilized in the classroom as well as provided to support skill development at home.

In the case of repeated and extensive challenging behaviors, teachers work with families to assist in developing a plan to address the behavior positively and developmentally appropriately in both school and home environments. This plan is typically created in conjunction with the Preschool Intervention and Referral Team (PIRT) which is explained in more detail within this handbook.

<https://www.nj.gov/education/earlychildhood/preschool/docs/suspensionexpulsion.pdf>

FOOD

All children may bring their own lunch and snacks from home. Breakfast and lunch are available for purchase at all sites. Free and reduced-priced meals are [available to those who qualify](#).

HEALTH AND MEDICATIONS

Upon registration to the PPS Preschool program, families will be required to submit a Child Universal Health form which outlines the child's current vaccination status and any particular medical needs.

WHEN DO I KEEP MY CHILD HOME?

If your child's temperature is 100 degrees F or higher, you will be contacted to pick your child up immediately. Your child may return to school once her/she has been fever-free for 24 hours. Please keep your child home if he/she has had fever, nausea, diarrhea, or vomiting in the past 24 hours.

GUIDANCE FOR MEDICAL CONSIDERATIONS

PPS preschool complies with the district and all private provider medical protocols. Please be sure to reach out to your school nurse or center director if your child has any medical needs (e.g allergies, asthma, seizure disorder). The nurse/director will collaborate with all involved to ensure safety procedures are implemented.

GUIDANCE FOR MEDICATION

Never send any medications in with your child. Please contact your school nurse or center director for appropriate protocol.

OUTDOOR PLAY

All preschool children will play outdoors for a minimum of 30 minutes per day, weather permitting. All sites follow the Child Care Weather Watch guidelines

(<https://www.cuphd.org/documents/wellness/weatherwatch.pdf>) to determine if the weather is conducive to outside play. Please dress your child accordingly.

PRESCHOOL REGISTRATION/LOTTERY

Proof of residency and child's birth certificate, visa or passport is necessary for registration. Complete registration form on this page: <https://www.princetonk12.org/quick-links/registration>

In the event that the district does not have enough preschool "seats" for all of our children, we will use a lottery system. If your child is 3 or 4 years old by October 1st you can submit his/her name by fully registering your child. All registrations must be complete to participate in the lottery. This includes a residency verification. A

lottery process will be held to randomly select the students who will participate in the program. A number will be assigned to each applicant. When the number of students needed to fill the available preschool spots is reached, applications will continue to be drawn and this group of students will be the basis of the Princeton Public Schools waiting list. If a student drops out or declines a placement and a vacancy occurs, we will go to the next number on the wait list and that student's parents will be contacted. The wait list will remain active and will be utilized throughout the year. Parents of selected students will be notified by mail and email following the lottery. You do not need to be present at the lottery to accept admission. You will receive a confirmation email and letter.

1 - Child's original birth certificate, visa, or passport

2 - Proofs of Residency

- Primary Document
 - Own Home – Deed, tax bill, or closing documents
 - Rent Home – Executed lease with signatures and expiration date
 - University Housing Letter
 - Seminary Housing Letter
 - Notarized Affidavit of Residency (rent without lease)
- 3 Secondary Documents
 - Any 3 utility bills (gas, water, electric, phone bill, etc.)
 - Pay Stub
 - Car registration
 - Any Insurance Documents
- OTHER – Living with family, friend, or homeless
 - Notarized affidavit of residence – Owner of the home must attend a registration meeting with the parent/guardian of registrant. An appointment must be scheduled with the grade level appropriate registrar. Owner of the home providing the affidavit must provide a primary document and 3 secondary documents.

3 - Immunization Register

4 - Physical Form

- [Physical exam form – Elementary](#)
- [Physical exam form – PMS/PHS](#)

5 - [Records release form](#)

PRESCHOOL INSTRUCTIONAL COACH

The primary role of the PIC is to provide each teacher with direct support within the classroom through observation, modeling, discussion, and ongoing professional development. The PIC supports teacher's ongoing reflections on curriculum, assessment, and social emotional resources among other topics. The PIC is an active member of the preschool instructional community and regularly is found within our preschool classrooms.

PRESCHOOL INTERVENTION AND REFERRAL SPECIALIST

The primary role of the PIRS is to provide strategies and supports for teachers to assist in their continued support of children who are falling below expectations in any of the developmental domains. Coaching support from the preschool instructional coach and ongoing data analysis of the individual widely held expectations assist in the determination that a teacher would access the team for further support and suggestions. The PIRS and teacher would collaboratively develop an intervention plan for the teacher to monitor. Families would be notified and/or invited to attend any meetings.

SPECIAL OPPORTUNITIES

All our PPS preschool sites strive to provide special opportunities to enrich our young learners in a variety of areas such as physical education, music, art, and literacy experiences. Classroom teachers and/or school sites may arrange opportunities throughout the year for families to be involved in some of these enriching activities.

As each site schedules and arranges their own special opportunities, please ask your child's classroom teacher for further information.

TRANSPORTATION

PPS provides transportation to all locations for families living more than 2 miles from the school. You will be mailed information at the beginning of the school year regarding bus stops. Any questions, please contact Transportation Supervisor Donna Bradin - DonnaBradin@princetonk12.org

TOLIET TRAINING

Does your child have to be toilet trained? In short, no, your child will not be denied access to the program if not fully toilet trained. However, as toilet training is a developmental milestone, families and teachers must work in close collaboration to provide consistent and developmentally appropriate expectations towards achieving this milestone. Note that all the preschool locations provide convenient toileting provisions for developing self-help skills but are not fully equipped for regular diapering procedures.

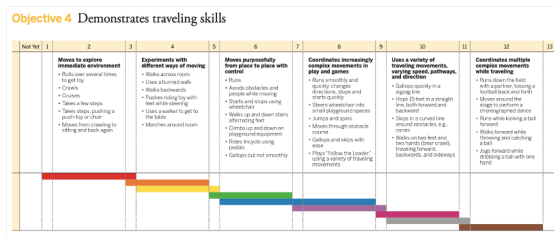
<https://www.nj.gov/education/earlychildhood/preschool/docs/toileting.pdf>

Curriculum and assessment

All PPS Preschool teachers utilize the Teaching Strategies – Creative Curriculum and corresponding Gold Assessment System.

The curriculum is developmentally appropriate and research-based and approaches all areas of your child's development in a **play-based environment**. Teachers individually support and assess the learning and development in various skill areas including **social-emotional, cognitive, physical, literacy and math**. Assessment is done primarily through teacher observation of these skills in an authentic environment using the widely held expectations for your child's age.

What are the Widely Held Expectations?



The term ‘widely held expectations’ describes the range of knowledge, skills, and abilities that children of a particular age typically demonstrate over a year of life. The “color bands,” as they are sometimes called, indicate development of the specific skills from birth through 3rd grade. Three-year-old classrooms are in the green color band; Four-year-old classrooms are in the blue color band.

How will I be informed of my child's progress?

- Report cards will be distributed TWO times a year (mid and end).
- Parent-Teacher Conferences will be held TWO times a year (October and March).
- Contact your child's teacher directly at ANY time throughout the school year to provide information and/or ask your questions.

Beginning of the year developmental screening

Every year newly enrolled preschool children receive a developmental screening within the first 6-8 weeks of the school year. In Princeton, we use the Early Screening Inventory-3rd edition (ESI-3). This screening helps the teacher identify children who might be at risk for a possible learning difficulty. This screening is a tool to help teachers meet the needs of each child. The ESI-3 looks at children by quickly sampling their skills across areas of language, reasoning, gross motor, fine motor and social development. This screening is only the first step in the assessment process. Families will be notified by letter of the results of the screening.

National Center for Pyramid Model Innovations



The Pyramid Model is a social-emotional framework that aligns with and supports the curriculum to promote early childhood healthy social and emotional development. Topics such as Emotional Literacy, Friendship Skills, Problem Solving and Dealing with Anger are specifically taught and reinforced throughout the classrooms.

<http://challengingbehavior.org/pyramid-model/overview/basics/>

Family Communication

Families will receive communication from the school district, school site and/or classroom teacher in a variety of ways. The process of creating, activating, and storing any necessary passwords for the important programs/apps below will be discussed in the New Family Orientation meeting and the directions/guidance are also on the following pages of this handbook. You can also access these resources individually under the “Family Resources” tab on our [PreK webpage](#) for more information. Our family resources:

- ☐ Family Orientation recorded zoom
- ☐ Family Orientation video – provides a “sneak peek” into our classrooms
- ☐ Power School guidance for creating and updating information
 - ☐ IMPORTANT because PPS communication to all district families regarding district news such as closures/delays will be communicated through this portal
- ☐ My School Bucks
 - ☐ IMPORTANT because this is the PPS process for ordering and paying for school lunches (NOT necessary for families at the Cub School).
- ☐ Teaching Strategies Family APP
 - ☐ IMPORTANT because this is the primary electronic teacher communication tool and process for receiving your child’s PPS PreK report card.

Preparing for the first day of preschool

Each individual teacher will present a list of required items necessary for their classroom in their Welcome letters and/or at Back-to-School night at the start of the school year. Below is a general list of items EVERY preschool child needs to help you prepare for the first day of school.

- ☐☐ **Make sure to label your child's belongings with their first and last name.**



- ☐☐ **Fitted crib sheet and small blanket for REST TIME.** These items are stored in your child's cubby so NO large sheets/blankets or sleeping bags are permitted.
- ☐☐ **Extra set of clothing.** These items will be stored in your child's cubby or other designated area in the classroom in case of accidents or spills. Please regularly update these as needed depending upon use, weather, and our growing children!
- ☐☐ **Backpack.** This item should be an appropriate size to fit a full-sized folder and your child's lunch box.
- ☐☐ **Lunch box with nutritious snack and lunch** (If your child is not purchasing lunch.) The lunch box will also most likely be stored in your child's cubby, so please take note of the size. While we will assist your child if they need help opening/closing items, we strive for as much self-help and independent skills as possible so make sure to send "child friendly" items that are easier to open and close for your child.



*We are growing through ...
"Participation.....Partnership.....Support"*

Directions for parent(s)/guardian(s) on navigation in the parent portal and use:

1. Login to the PowerSchool Parent Portal.

URL: <https://princeton.powerschool.com/public>

2. If you have not completed all the Annual Update forms a status page will come up. Click Continue and update the forms. Making sure even if there is no change to the information, to click the submit button to update the form status.

PowerSchool SIS

Welcome, Jane Doe Today is: 05/23/2024 (R) Help Sign Out

Tony

Navigation

- Grades and Attendance
- Document Library
- School Information
- Demographic Info
- School Announcements
- Transportation Info
- Account Preferences
- Forms

Incomplete Annual Update Form(s): D'Tiger, Tony

Below you will find the status of the Annual Update Forms for Tony D'Tiger for this school year.

Notice

Any form status listed below as "incomplete" needs to be reviewed and submitted in order to gain access to the portal. Click on the Continue button below to proceed to the forms.

Form Name	Status
[AU] A - Student Information Update	Incomplete
[AU] B - Parent/Guardian Information Update	Incomplete
[AU] C - Media Consent	Incomplete
[AU] E - Emergency Contacts Update	Incomplete
[AU] X - Device/Acceptable Use Policy Agreements	Incomplete

Form Information

[Continue](#)

3. Click on any of the navigation buttons on the left side, the Grades and Attendance is the default starting place.
4. (Grade and Attendance) – Daily attendance for the last two weeks.
5. (Document Library) – Stored or electronic reports published by the district.
6. (School Information) – Basic School Contact Information.
7. (Transportation) – Busing Information.
8. (Access Account) – Students who are associated with the account and password update.
9. (Forms) – Parent collect information, can be updated any time by the parents to ensure the school has the most updated information.

Annual Update		
[AU] A - Student Information Update		✔ Submitted
Last Entry: 05/23/2024 9:58:23 AM		
[AU] B - Parent/Guardian Information Update		✔ Submitted
Last Entry: 05/23/2024 9:58:47 AM		
[AU] C - Media Consent		✔ Submitted
Last Entry: 05/23/2024 9:59:51 AM		
[AU] E - Emergency Contacts Update		✔ Submitted
Last Entry: 05/23/2024 9:59:00 AM		
[AU] X - Device/Acceptable Use Policy Agreements		✔ Submitted
Last Entry: 05/23/2024 9:59:16 AM		

Directions for parent(s)/guardian(s) on how to update your student annual update forms in the parent portal:

1. Login to the PowerSchool Parent Portal.

URL: <https://princeton.powerschool.com/public>

2. Click on Forms button in the left navigation.



3. Click the General Forms tab.
4. Click on the form name to open the form.

Annual Update

[\[AU\] A - Student Information Update](#)

[\[AU\] B - Parent/Guardian Information Update](#)

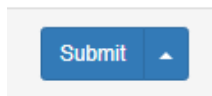
Last Entry: 02/16/2022 4:14:20 AM

[\[AU\] C - Media Consent](#)

[\[AU\] X - Device/Acceptable Use Policy Agreements](#)

Last Entry: 08/26/2021 5:48:23 AM

5. Make the desired selection.
6. Click the Submit Button.



7. Repeat steps 4 – 6 for each form one at a time. (If nothing is to be changed on any form, you must submit the form to acknowledge it has been reviewed)

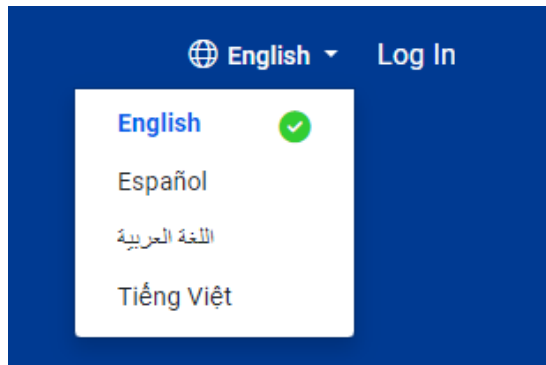
(Please Note: All forms must be submitted for each student in the household by clicking on the student first name at the top of the screen and then repeating steps 2 - 7)

Directions for Creating A My School Bucks Account for parent/guardian:

1. Navigate to My School Bucks.

URL: <https://www.myschoolbucks.com/>

Note: If language translation is needed, Click on the globe and then choose the language from the drop-down menu.




2. Click on Sign Up Free button in the middle of the page.



3. Type in an Email Address.
4. Click the Get Started button.

A screenshot of the "Create Account" form on the My School Bucks website. The form has a blue background with white text. It says "Create Account" in large white letters. Below that, it says "Enter your email address and press Get Started to sign up today." There is a white input field with the placeholder text "Email Address". Below the input field is a blue button with the text "GET STARTED" in white. At the bottom, it says "By selecting Get Started, I accept the Privacy Notice."

5. Fill in Your First Name, Last Name and Mobile Number.
6. Click to allow txt message for password resets.
7. Click the Continue button.

Your First Name 

Your Last Name

Mobile Phone Number

☐ Allow us to send text messages for password resets*

* Message and data rates may apply. Msg freq varies. Text HELP to 58864 for help. Text STOP to 58864 to cancel.
[Terms of Service](#) | [Privacy Notice](#)

[BACK](#) [CONTINUE](#)

8. Type in a password.
9. Type in confirmation of the password.
10. Click Create Account Button.

Password

Confirm Password

☐ Show Password

☒ Send me news, exclusive offers, and promotional emails

By creating an account, I accept the [Terms of Service](#) and [Privacy Notice](#).

[BACK](#) [CREATE ACCOUNT](#)

11. Click the Log In button.

LOG IN

12. Type in your Username which is your email address.

13. Type in your password.

14. Click Log In



Username

Password

[Forgot username or password?](#)

Log In

Don't have an account? [Register Now](#)

15. MySchoolBucks will want to send a 2-Step verification, click on your email address.



2-Step Verification

To protect your account, select a verification method for when you sign in.



Email code to



[Show more options](#)

[Sign In with a different username](#)


16. Check your email.

17. Type in the Verification Code.

18. Click Verify.

19. If you do not want to do 2-Step every time, click on Don't ask again on this device.

Verification Code

☐ Don't ask again on this device 

Verify

[Resend](#) verification code.

[Sign In with a different username](#)

20. Once logged in, Click Get Started.



21. Click the state Drop down and choose New Jersey.

22. Click on the district and choose Princeton Public Schools

23. Click on Add District

A form titled "Add District" with a search bar labeled "Search for your district by state or province". Below the search bar are two dropdown menus. The first dropdown shows "New Jersey" and the second dropdown shows "Princeton Public Schools". At the bottom right of the form are two buttons: "Cancel" and "Add District".

Add District

Search for your district by state or province

New Jersey

Princeton Public Schools

Cancel Add District

24. Update your security Questions.

25. Click Update Profile Button.

A form titled "Make Your MySchoolBucks Account More Secure". It contains two security questions. The first question is "In what city did you attend high school?" with a dropdown menu. Below it is a text input field for the answer, which is currently empty. A red error message "A security answer is required" is displayed below the input field. The second question is "What is the country of your ultimate dream vacation?" with a dropdown menu. Below it is a text input field for the answer, which is currently empty. At the bottom right of the form is a blue button labeled "Update Profile".

Make Your MySchoolBucks Account More Secure

We've recently added features to improve your MySchoolBucks experience and make it even more secure. Please take a minute to complete your User Profile.

Security Question #1

In what city did you attend high school?

Answer #1

A security answer is required

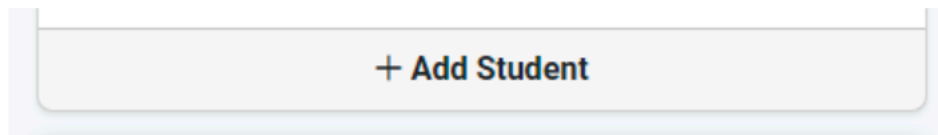
Security Question #2

What is the country of your ultimate dream vacation?

Answer #2

Update Profile

26. Click on the Add Student button.



27. Click on the Add Student button again.



Cancel

28. Type in the First Name, Last Name, Click on the School from the drop down, type in the birthdate or Student ID (Student ID can be found in the Parent Portal).

29. Click Search.

Find Student

Provide some details about your student to help us find them.

<div>First name</div> <input type="text"/>	<div>Last name</div> <input type="text"/>
<div>School</div> <div>▼</div>	

One of the following is required to validate your student:

<div>Birthdate</div> <div>📅</div>

or

<div>Student number</div>

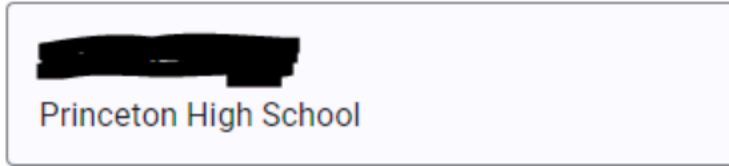
[Don't have your child's student number?](#)

Back

Search

30. Click on Add student.

Found student



[Back](#)

[Add student](#)

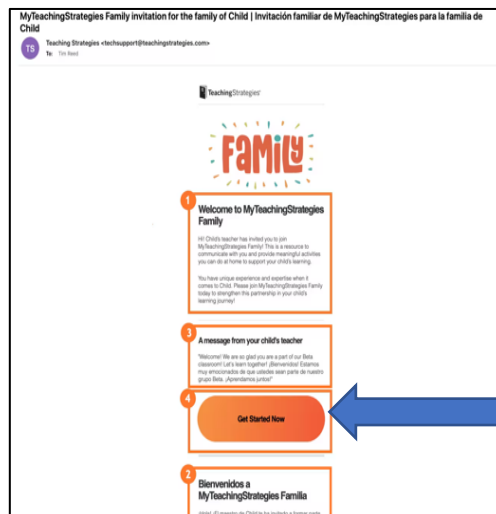
FOUR QUICK STEPS to Set Up Your Teaching Strategies Family Account

The Family App will be used by your child's Preschool teacher to regularly communicate and send home information.

Step 1: Download the Teaching Strategies Family App



Step 2: Open Your Invitation Email (this will come from techsupport@teachingstrategies.com --- make sure to check your spam/junk folder if you do not receive this!)




****CLICK on "Get Started Now" to open the Sign Up form****

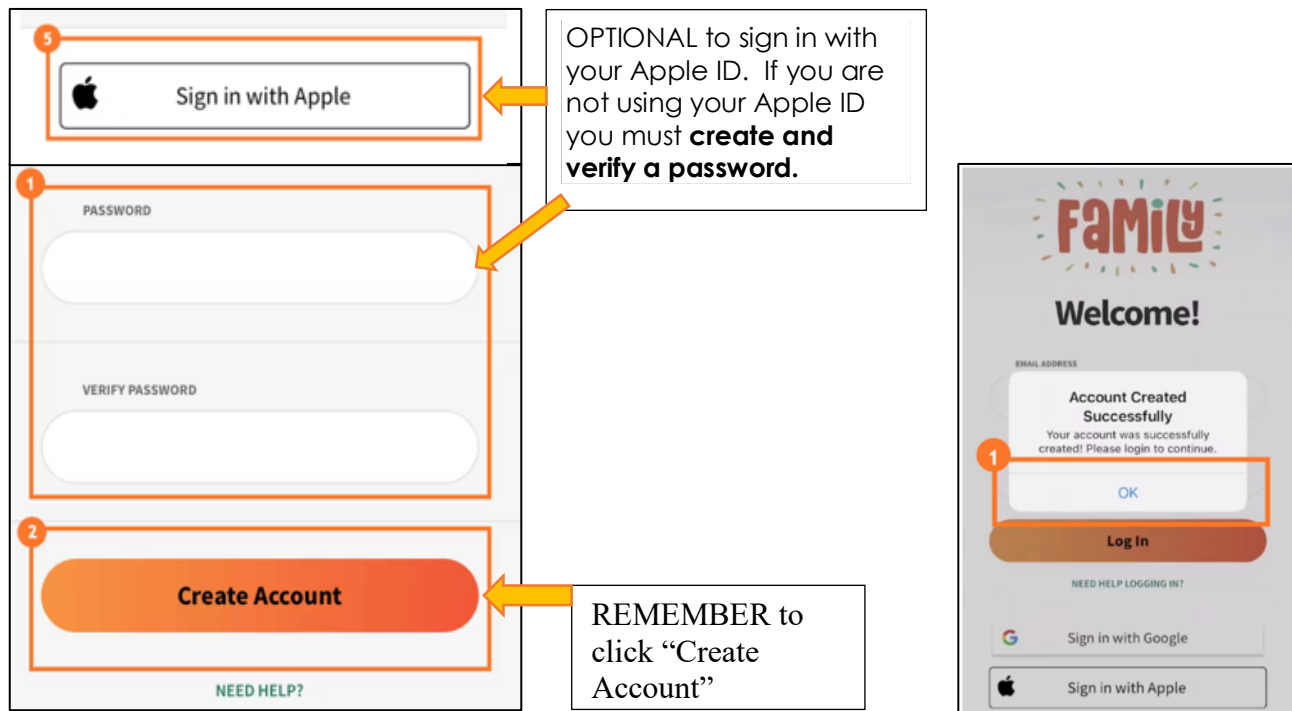
Step 3: Complete the Sign Up Form

Sign Up

Sign up to connect to your child's classroom! You will receive fun activities to support learning at home and can share those moments with your child's teacher.

- 1 CHILD'S NAME
Child Reed
NOT YOUR CHILD? 2
- 3 PREFERRED LANGUAGE
English Español
- 4 YOUR NAME
Tim Reed

- 1 EMAIL ADDRESS
timr@teachingstrategies.com
2 CHANGE EMAIL ADDRESS
- 3 PHONE NUMBER (OPTIONAL)
- 4 RELATIONSHIP (OPTIONAL)
Dad
- 5  Sign in with Apple



Step 4: Log into the Teaching Strategies Family App

